


69526-9

8-30-2006

1/13

Please read instructions on reverse before completing form

Form Approved, OMB No. 2070-0060, Approval expires 5-31-98

	United States	<input type="checkbox"/> Registration	OPP Identifier Number
	Environmental Protection Agency	<input type="checkbox"/> Amendment	
	Washington, DC 20460	<input checked="" type="checkbox"/> Other	

Application for Pesticide – Section I

1. Company/Product Number 69526-9	2. EPA Product Manager John Hebert	3. Proposed Classification <input checked="" type="checkbox"/> None <input type="checkbox"/> Restricted
4. Company/Product (Name) PURESPRAY GREEN	PM # 4B	
5. Name and Address of Applicant (Include ZIP Code) Petro-Canada Lubricants 2489 Sheridan Way Mississauga, Ontario L5K 1A8 Canada <input type="checkbox"/> Check if this is a new address	6. Expedited Review. In accordance with FIFRA Section 3(c)(3) (b)(i), my product is similar or identical in composition and labeling to: EPA Reg No. _____ Product Name _____	

Section – II

<input type="checkbox"/> Amendment – Explain below	<input type="checkbox"/> Final printed labels in response to Agency letter dated	NOTIFICATION AUG 30 2006
<input type="checkbox"/> Resubmission in response to Agency letter dated	<input type="checkbox"/> "Me Too" Application	
<input checked="" type="checkbox"/> Notification – Explain below	<input type="checkbox"/> Other – Explain below	

Explanation: Use additional page(s) if necessary. (For Section I and Section II.)


Notification to revise label language on use of product in conjunction with other pesticides.

This notification is consistent with the provisions of PR Notice 98-10 and EPA regulations at 40 CFR 152.46, and no other changes have been made to the labeling or the confidential statement of formula of this product. I understand that it is a violation of 18 U.S.C. Sec. 1001 to willfully make any false statement to EPA. I further understand that if this notification is not consistent with the terms of PR Notice 98-10 and 40 CFR 152.46, this product may be in violation of FIFRA and I may be subject to enforcement action and penalties under sections 12 and 14 of FIFRA.

Section III

1. Material This Product Will be Packaged in:				2. Type of Container	
Child-Resistant Packaging <input type="checkbox"/> Yes <input checked="" type="checkbox"/> No	Unit Packaging <input type="checkbox"/> Yes <input checked="" type="checkbox"/> No	Water Soluble Packaging <input type="checkbox"/> Yes <input checked="" type="checkbox"/> No		<input type="checkbox"/> Metal	
*Certification must be submitted		If "Yes" Unit Packaging wgt.	No. per container	If "Yes" Package wgt.	No. per container
3. Location of Net Contents Information <input checked="" type="checkbox"/> Label <input type="checkbox"/> Container		4. Size(s) Retail Container 2.5, 30, and 275 gallons		5. Location of label directions <input checked="" type="checkbox"/> On Label <input type="checkbox"/> On Label accompanying product	
6. Manner in Which Label is Affixed to Product			<input type="checkbox"/> Lithograph	<input type="checkbox"/> Other _____	
			<input type="checkbox"/> Paper glued		
			<input type="checkbox"/> Stenciled		

Section IV

1. Contact Person (Complete items directly below for identification of individual to be contacted, if necessary, to process this application.)		
Name Robert G. Butz	Title Authorized Agent Keller and Heckman LLP	Telephone No. (Include Area Code) 202-434-4189
I certify that the statements I have made on this form and all attachments thereto are true, accurate and complete. I acknowledge that any knowingly false or misleading statement may be punishable by fine or imprisonment or both under applicable law		6. Date Application Received (Stamped)
2. Signature 	3. Title Authorized Agent Keller and Heckman LLP	
4. Typed Name Robert G. Butz	5. Date August 11, 2006	

2/13

NOTIFICATION

AUG 30 2006



FOR ORGANIC PRODUCTION



**HORTICULTURAL SPRAY OIL
FOR INSECT AND PEST MANAGEMENT**
A SUPERIOR WHITE HORTICULTURAL SPRAY OIL
FOR INSECT, MITE AND DISEASE CONTROL
READ THE LABEL BEFORE USING



ACTIVE INGREDIENT:	BY WEIGHT
Petroleum Oil.....	98.00%
INERT INGREDIENTS:.....	2.00%
	TOTAL 100%
Unsulfonated Residue.....	99.00% (minimum)
Aromatic Composition by ASTM D2140.....	0.00%

**KEEP OUT OF REACH OF CHILDREN
CAUTION**

See Inside For Additional Precautionary Statements

FIRST AID

Have the product container or label with you when calling a poison control center or doctor or going for treatment.

If swallowed	<ul style="list-style-type: none"> • Immediately call a poison control center or doctor. • Do not induce vomiting unless told to by a poison control center or doctor. • Do not give any liquid to the person. • Do not give anything by mouth to an unconscious person.
If in eyes	<ul style="list-style-type: none"> • Hold eye open and rinse slowly and gently with water for 15-20 minutes. • Remove contact lenses, if present, after the first 5 minutes, then continue rinsing eye. • Call a poison control center or doctor for treatment advice.
If on skin or clothing:	<ul style="list-style-type: none"> • Take off contaminated clothing. • Rinse skin immediately with plenty of water for 15-20 minutes. • Call a poison control center or doctor for treatment advice.
If inhaled	<ul style="list-style-type: none"> • Move person to fresh air. • If person is not breathing, call 911 or an ambulance, then give artificial respiration, preferably mouth-to-mouth if possible. • Call a poison control center or doctor for further treatment advice.

NOTE TO PHYSICIAN: Petroleum distillate poses aspiration pneumonia hazard. Only minor irritation should be expected from any type of exposure other than pulmonary aspiration. Ingestion may result in some gastroenteritis and mild diarrhea. Since systemic toxicity is not expected, the added risk of aspiration from attempts to induce vomiting or lavage are deemed not warranted.

FOR A MEDICAL EMERGENCY INVOLVING THIS PRODUCT CALL:

PETRO-CANADA 403-296-3000, CANUTEC TRANSPORTATION: 613-996-6666, POISON CONTROL CENTRE.

EPA REG. NO. 69526-9

EPA EST. NO.

NET CONTENTS _____ GAL. (_____ L)

PRECAUTIONARY STATEMENTS

Hazards to Humans & Domestic Animals

CAUTION

Harmful if swallowed or absorbed through skin or inhaled. Prolonged or frequently repeated skin contact may cause allergic reaction in some individuals. This product is a potential skin sensitizer. Causes moderate eye irritation. Avoid contact with eyes, skin, or clothing. Avoid breathing spray mist. Wash thoroughly with soap and water after handling. Remove contaminated clothing and wash clothing before reuse.

Personal Protective Equipment: Some materials that are chemical-resistant to this product are listed below. If you want more options, follow the instructions for category E on the EPA chemical resistance category selection chart.

Applicators and other handlers must wear: Long-sleeved shirt and long pants, chemical-resistant gloves (such as Barrier Lamine, Nitrile rubber, Butyl, Neoprene rubber or Viton) and shoes plus socks. Follow manufacturer's instructions for cleaning and maintaining PPE. If no such instructions for washables, use detergent and hot water. Keep and wash PPE separately from other laundry.

Engineering controls statements: When handlers use closed systems or enclosed cabs in a manner that meets with requirements listed in the Worker Protection Standard (WPS) for agricultural pesticides [40 CFR 170.240 (d) (4-6)], the handler PPE requirements may be reduced or modified as specified in the WPS.

USER SAFETY RECOMMENDATIONS

Users should: Wash hands before eating, drinking, chewing gum, using tobacco or using the toilet. Remove clothing immediately if pesticide gets inside. Then wash thoroughly and put on clean clothing. Remove PPE immediately after handling this product. Wash the outside of gloves before removing. As soon as possible, wash thoroughly and change into clean clothing.

ENVIRONMENTAL HAZARDS

This product is toxic to fish. Do not apply directly to water, or to areas where surface water is present or to intertidal areas below the mean high water mark. Do not contaminate water when disposing of equipment wash waters. Apply this product only as specified on the label.

DIRECTIONS FOR USE

It is a violation of Federal law to use this product in a manner inconsistent with its labeling. Do not apply this product through any type of irrigation system. Do not apply this product in a way that will contact workers or other persons, either directly or through drift. Only protected handlers may be in the area during application. For any requirements specific to your State or Tribe, consult the agency responsible for pesticide regulation.

Do not apply this product aerially.

AGRICULTURAL USE REQUIREMENTS

Use this product only in accordance with its labeling and with the Worker Protection Standard, 40 CFR part 170. This Standard contains requirements for the protection of agricultural workers on farms, forests, nurseries, and greenhouses, and handlers of agricultural pesticides. It contains requirements for training, decontamination, notification, and emergency assistance. It also contains specific instructions and exceptions pertaining to the statements on this label about personal protective equipment (PPE), and restricted-entry interval. The requirements in this box only apply to uses of this product that are covered by the Worker Protection Standard.

Do not enter or allow worker entry into treated areas during the restricted entry interval (REI) of 4 hours.

PPE required for early entry to treated areas that is permitted under the Worker Protection Standard and that involves contact with anything that has been treated, such as plants, soil, or water, is: coveralls over long-sleeved shirt and long pants, shoes and socks and chemical-resistant gloves (such as Nitrile, Butyl, Neoprene, and/or Barrier Laminate).

NON-AGRICULTURAL USE REQUIREMENTS

The requirements in this box apply to uses of this product that are NOT within the scope of the Worker Protection Standard for agricultural pesticides (40 CFR Part 170). The WPS applies when this product is used to produce agricultural plants on farms, forests, nurseries, or greenhouses. Keep children and pets out of the treated area until sprays have dried.

STORAGE AND DISPOSAL

Do not contaminate water, food or feed by storage and disposal.

PESTICIDE STORAGE: Keep out of reach of children and animals. Store in original containers only. Store in a cool, dry place and avoid excess heat. Carefully open containers. After partial use, replace lids and close tightly. Do not put concentrate or dilute material into food or drink containers.

In case of spill, avoid contact, isolate area and keep out animals and unprotected persons. Confine spills. To confine spill: If liquid, dike surrounding area or absorb with sand, cat litter or commercial clay. If dry material, cover to prevent dispersal. Place damaged package in a holding container. Identify contents.

PESTICIDE DISPOSAL: Wastes resulting from the use of this product may be disposed of on site or at an approved waste disposal facility.

CONTAINER DISPOSAL: Metal: Triple rinse (or equivalent). Then offer for recycling or reconditioning, or puncture and dispose of in a sanitary landfill, or by other procedures approved by state and local authorities. Do not cut or weld metal containers.

Plastic: Triple rinse (or equivalent). Then offer for recycling or reconditioning, or puncture and dispose of in a sanitary landfill, or incineration, or, if allowed by state and local authorities, by burning. If burned, stay out of smoke.

MIXING DIRECTIONS

Use only in equipment with sufficient agitation to keep spray thoroughly mixed. Be sure tank is clean. With agitator running, start filling tank with water; add oil when tank is about 1/2 full. Pump this mixture through the overflow and back into tank for about two minutes. If this mixture turns white, it indicates good emulsification. Fill the tank with water, adding other desired materials as tank is filling. If wettable powders are used, add and thoroughly mix before adding oil. Observe all cautions and limitations on labeling of all products used in mixtures. Keep agitator running at all times. If an injector is used, first add 25 to 50 gals. of water to tank with engine running to provide good pressure. Put injector suction tube into the measured amount of spray oil, opening injector valve to allow the oil to be sucked into the tank, then fill the tank with water.
DO NOT USE THIS MATERIAL IF IT DOES NOT EMULSIFY.

Preharvest Interval - This product may be used up to the day of harvest. To ensure the best coverage, dilute applications (greater than 150 gallons of spray solution per acre) are recommended. Concentrate applications (usually from 20 to 150 gallons of spray solution) may reduce the coverage and thus the effectiveness. Application volumes depend on the crop type, crop size and target pest. Adjust the spray volume to obtain the best coverage without runoff. Extreme care should be taken when using concentrate sprays as the potential for enhanced crop phytotoxicity is increased. A concentrate application can provide satisfactory results as long as the spray unit is properly engineered, calibrated and operated.

Note: Use efficient equipment of the proper type. Avoid spraying during or immediately prior to hot or freezing weather (over 95°F or under 32°F), hot dry winds, rain or other unsuitable conditions; avoid over spraying or double spraying. Plants should be sprayed only when in vigorous condition and when their moisture condition is suitable. Before using, make certain spray tank is free of sulfur residues.

Sulfur: On Grapes: Do not apply sulfur within 10 days of an oil application. **On all other Crops:** Do not apply micronized sulfur within 10 days of an oil application and do not apply oil within 14 days of an application of wettable or dusting sulfur.

Do not use the following chemicals: captan, Folpet, oxythioquinox (Morestan) organic tin compounds (Du-Ter), during, with or following an oil spray.

This product has not been tested on all species or varieties. Before treating a large area, treat a small area and observe prior to full scale application. A period of 14 days must elapse before any of the following chemicals are used before or after an application of this product: anilazine (Dyrene), chlorothalonil (Bravo), dicloran (Botran), dicofol (Kelthane), Dikar, dinocap (Karathane), permethrin (Ambush, Pounce). Do not use chlorothalonil (Bravo) or dimethoate (Cygon) in a spray program with this product on grapes, ornamentals and strawberries. Do not use dicofol (Kelthane) in a spray program with this product on ornamentals and strawberries. Do not use propargite (Omite) with an oil spray or within 30 days before or after an oil spray.

**FRUIT AND NUT CROPS
 APPLES AND PEARS**

PESTS	APPLICATION RATE & TIMING
APPLES AND PEARS: European Fruit Lecanium, Scale, Olive Scale, San Jose Scale, European Red Mite Eggs	DORMANT OR DELAYED DORMANT: Use 1 to 2 gals. per 100 gals. of water at 100 to 800 gals. per acre. (Concentrate Spray: Use 3 to 8 gals. per acre in a minimum of 20 to 100 gals. water per acre.)
Two Spotted Spider Mite, Pacific Red Mite, European Red Mite	FOLIAR SPRAY (Post Bloom): East of the Mississippi: Use 1 quart - 1 1/2 gallons per 100 gals. of water at 100 to 800 gals. per acre. Do not exceed more than 1 1/2 gals. per acre per application for SUMMER treatments. (Concentrate Spray: Do not exceed more than 1 1/2 gals. per acre per application. Apply a minimum of 50 gals. water per acre.) West of the Mississippi: Use 1 qt. to 1 1/2 gals. per 100 gals. water at 100 to 800 gals. per acre. (Concentrate Spray: Do not exceed more than 1 1/2 gals per acre per application. Apply a minimum of 20 to 100 gals. water per acre.)
APPLES ONLY: Rosy Apple Aphid Eggs, Apple Aphid Eggs	DORMANT OR DELAYED DORMANT: Use 1 to 2 gals. per 100 gals. of water at 100 to 800 gals. per acre. (Concentrate Spray: Use 3 to 8 gals per acre in a minimum of 20 to 100 gals. water per acre.)
Fruit Tree Leafroller, Apple Red Bug, Scurfy Scale	GREEN TIP TO DELAYED DORMANT: Use 1 to 3 gals. per 100 gals. of water at 100 to 800 gals. per acre. (Concentrate Spray: Use 3 to 12 gals. per acre in a minimum of 20 to 100 gals. water per acre.)
European Red Mite	Comments: Delayed dormant preferred
San Jose Scale Forbes Scale	DORMANT, GREEN TIP TO DELAYED DORMANT: Use 1 to 2 gals. per 100 gals. of water at 100 to 800 gals. per acre. (Concentrate Spray: Use 3 to 8 gals. per acre in a minimum of 20 gals. to 100 gals. water per acre.)

6/13

PEARS ONLY: Pear Psylla	DORMANT: Use 1 to 2 gals. per 100 gals. of water at 100 to 800 gals. per acre. (Concentrate Spray: Use 3 to 8 gals. per acre in a minimum of 20 to 100 gals. water per acre.) Comments: Apply before eggs are laid.
Fruit Tree Leafroller Pear Leaf Blister Mite	DORMANT: Use 1 to 3 gals. per 100 gals. of water at 100 to 800 gals. per acre. (Concentrate Spray: Use 3 to 12 gals. per acre in a minimum of 20 to 100 gals. water per acre.)

ALMONDS, APRICOTS, CHERRIES, NECTARINES, PEACHES, PISTACHIO, PLUMS AND PRUNES:
(Directions: for use on Plums and Prunes in California's Sacramento Valley can be found in the table following this one):

PESTS	APPLICATION RATE & TIMING
Black Scale, European Fruit Lecanium Scale, San Jose Scale, Olive Scale, Frosted Scale, Aphid Eggs, European Red Mite Eggs, Brown Mite Eggs, Fruit tree Leafroller Eggs	DORMANT AND DELAYED DORMANT: Use 1 to 3 gals. per 100 gals. of water at 300 to 600 gals. per acre. (Concentrate Spray: Use 6 to 8 gals. per acre in a minimum of 20 gals. of water per acre.) Comments: Preferred times of application for European Fruit Lecanium Scale and European Red Mite Eggs is Green Tip to Delayed Dormant, and for San Jose Scale is Dormant, Green Tip to Delayed Dormant.
Terrapin Scale	DELAYED DORMANT: Use 2 to 3 gals. per 100 gals of water at 300 to 600 gals. per acre. (Concentrate Spray: Use 8 to 12 gals. per acre in a minimum of 20 gals. of water per acre.)
Cottony Peach Scale	DORMANT: Use 2 to 3 gals. per 100 gals. of water at 300 to 600 gallons per acre. (Concentrate Spray: Use 8 to 12 gals. per acre in a minimum of 20 gals. of water per acre.)
Two-spotted Spider Mite, Pacific Mite, European Red Mite, Brown Mite	FOLIAR SPRAY: Use ½ to 1 ½ gals. per 100 gals. of water at 300 to 600 gals. per acre. (Concentrate Spray: Do not use more than 4 gals. per acre in a minimum of 20 gals. water per acre.) Comments: Certain varieties of plums and prunes may be injured by oil sprays, check for tolerance prior to treatment. Do not apply to trees lacking moisture.
White Peach Scale on Peaches: Only for use in Georgia, Florida, South Carolina, North Carolina, and Alabama.	DORMANT: Use 1 ½ to 2 gals. per 100 gals. of water at 300 to 600 gals. per acre. (Concentrate Spray: Use 6 to 8 gals. per acre in a minimum of 20 gals. of water per acre.) Comments: Apply before buds begin to swell in the spring. Make 2 applications 7 to 14 days apart, according to local recommendations, during the dormant period.

PLUMS AND PRUNES: (Sacramento Valley of California Only)

PESTS	APPLICATION RATE & TIMING
Black Scale, European Fruit Lecanium Scale, San Jose scale, Olive Scale, Frosted Scale, Mealy Plum Aphid Eggs, Leaf Curl Plum Aphid Eggs, Brown Mite Eggs, European Red Mite Eggs	PRE-BLOOM WHEN FRUIT BUDS SHOW GREEN TIPS: Use 1 ½ to 2 gals. per 100 gals. of water at 300 to 600 gals. per acre. (Concentrate Spray: Use 6 to 8 gals. per acre in a minimum of 20 gals. water per acre.) Comments: Application at this time is preferred.
Two-spotted Spider Mite, Pacific Mite, European Red Mite, Brown Mite	FOLIAR SPRAY: Use ½ to 1 gals. per 100 gals. water at 300 to 600 gals. per acre. (Concentrate Spray: Use 4 to 6 gals. per acre in a minimum of 20 gals. water per acre.) Comments: Oil sprays may injure certain varieties of plums and prunes, check for tolerance prior to treatment.

AVOCADOS:

PESTS	APPLICATION RATE & TIMING
Avocado Brown Mite, Thrips, Praceca Mite	Use ½ to 1 gal. per 100 gals. of water with thorough coverage in 400 to 3000 gal. per acre. (Concentrate Spray: Use 4 to 15 gals. per acre in a minimum of 50 to 100 gals. per acre.) Comments: Apply through late fall. Consult with your local University of California Cooperative Extension Service for proper timing and application parameters.

BANANAS, PLANTAINS:

PESTS	APPLICATION RATE & TIMING
Black Leaf Streak <i>(Mycosphaerella fijiensis)</i> , Black Sigatoka <i>(Mycosphaerella fijiensis var. difformis)</i> Yellow Sigatoka <i>(Mycosphaerella musicola)</i>	Use ½ to 1½ gals. in 20 to 100 gals. of water per acre. (Mist Blower: Use 1½ gals. in 6 gals. of water per acre.) Comments: Begin application when disease first appears and continue every 10 to 15 days during rainy periods or as is needed. Do not apply when daytime temperatures exceed 80° F as injury may occur. Phytotoxicity may be affected by the quantity of oil used, vigor of trees and temperature at the time of application. Bag fruits, or use a directed spray on unbagged fruits. Bagged fruit improves crop safety where as unbagged fruit may show phytotoxicity. This application is also effective in loosening Sooty Mold Fungus and in preventing it's formation by the control of Aphids, Mealybugs, Scales and Whitefly.

BLUEBERRIES*, BUSHBERRIES*, CANEBERRIES:

PESTS	APPLICATION RATE & TIMING (gallons of oil per 100 gallons of water)
Mites, Powdery Mildew, Rust	0.75-1.5 Comments: Using ground equipment, spray for optimum coverage of leaf surfaces. For fungal diseases use at least 200 psi spray pressure.

CITRUS:(California Only) - Lemons, Grapefruit, and Oranges (Navel and Valencia), Limes, Tangerines and Tangelos and other citrus hybrids.

PESTS	APPLICATION RATE & TIMING
Mites: Citrus Bud, Citrus Flat, Citrus Red, Citrus Rust, Scales: Black, Brown Soft, California Red, Citricola, Purple, Yellow, Red	Central California: Apply ½ to 1 ½ gals. of oil per 100 gals. of water as thorough coverage spray (TC). Alternately, use a low volume spray (LV) to apply 1 to 10 gals. of oil per acre. Comments: Apply July through September.
	Apply up to 10 gals. of oil per acre on bearing trees up to 10 feet in height. Add 1 gal. of oil per acre for each foot of tree height over 10 feet. Apply as a low volume spray (LV) 1 to 10 gals. of oil per acre.
	Apply as a low volume spray (LV) 1 to 10 gals. of oil per acre. Comments: For Lemons and Limes, make applications in all months except December through February; for Grapefruit make applications July through October; for Oranges make applications on Navels July through September and on Valencias, Tangelos and Tangerines and other citrus hybrids July through October.
Mites: Citrus Bud, Citrus Flat, Citrus Red, Citrus Rust, Scales: Black, Brown Soft, California Red, Citricola, Purple, Yellow, Red	Southern California: Apply ½ to 1½ gals. of oil per 100 gals. water as a thorough coverage spray (TC). Alternately, use a low volume spray (LV) to apply 1 to 10 gals. of oil per acre. Comments: For Coastal Lemons and Limes, apply May and June and/or September through December. For Interior Lemons and Limes, apply in April and May and/or September through November.
	Apply up to 10 gals. of oil per acre on bearing trees up to 10 feet in height. Add 1 gal. of oil per acre for each foot of tree height over 10 feet. Apply as a low volume spray (LV) 1 to 10 gals of oil per acre
	Apply as a low volume spray (LV) 1 to 10 gals. of oil per acre. Comments: For Lemons and Limes, make applications in all months except December through February; for Grapefruit make applications July through October; for Oranges make applications on Navels July through September and on Valencias, Tangelos and Tangerines and other citrus hybrids July through October.
Mites: Citrus Bud, Citrus Flat, Citrus Red, Citrus Rust, Scales: Black, Brown Soft, California Red, Citricola, Purple, Yellow, Red	Oxnard Plains Area: Apply ½ to 1½ gals. of oil per 100 gals. of water as a thorough coverage spray (TC). Alternately, use a low volume spray (LV) to apply 1 to 10 gals. of oil per acre. Apply up to 10 gals. of oil per acre on bearing trees up to 10 feet in height. Add 1 gal. of oil per acre for each foot of tree height over 10 feet. Apply as a low volume spray (LV) 1 to 10 gals. of oil per acre. Make applications as needed throughout the year.

Thorough coverage spray (TC): Applications achieving a uniform film wetting of all portions of the tree at 250 to 4500 gallons of spray solution per acre, the total volume is dependent of the size of the trees. Low-volume spray (LV): Applications with droplet depositions achieved on all interior and exterior parts of the tree using 10 to 100 gallons of spray solution per acre. Do not apply prior to or during a period of excessively high temperatures. Do not apply oil spray when trees show stress. Consult with your local University of California Cooperative Extension Specialist for proper timing and spray program.

8/13

CITRUS: (Florida and Texas)- Grapefruit, Lemons, Limes, Oranges, Tangelos and Tangerines and other citrus hybrids.

PESTS	APPLICATION RATE AND TIMING
Citrus Rust Mite	5 to 10 gals. of oil per acre. Apply as a dilute spray. Comments: Does not control citrus Snow Scale.
Spider Mites	5 to 10 gals. of oil per acre. Apply as a dilute spray.
Scale Insects: Black Soft, Brown Soft, Chaff, Glover, Purple, Red, Yellow	5 gals. of oil per acre + 6 pints Ethion 4EC. Apply as a dilute spray. Comments: Summer spray only. Observe all applicable precautions on Ethion label. Do not apply to Navel oranges.
Scale Insects: Black Soft, Brown Soft, Chaff, Glover, Purple, Red, Yellow	5 to 10 gals. of oil per acre. Apply as a dilute spray.
Whitefly	5 gals. of oil per acre. Apply as a dilute spray.
Greasy Spot (Grapefruit)	5 gals. of oil per acre. Apply as a dilute spray. Comments: Tank mix with sufficient copper fungicide to provide 4 lbs. per acre of metallic copper.
Greasy Spot (all other varieties)	5 to 10 gals. of oil per acre. Apply as a dilute spray. Comments: If disease pressure is severe, tank mix 4 lbs. (metallic) copper per acre. Do not exceed 5 gals. oil if copper used.
Loosening sooty mold	5 to 10 gals. of oil per acre. Apply as a dilute spray. Comments: Use higher rate when disease pressure is heavy.

Dilute spray: Apply the spray oil application rate in up to 4500 gallons of water per acre, or 30 to 35 gallons per tree, to over 45 gallons per tree for large trees. Best results can be obtained when the oil is added to a partially filled spray tank under proper agitation and all foliage is thoroughly covered. Precautions in the use of oil include: Do not apply oil spray when trees are wilting. Do not apply oil and sulfur within 3 weeks of each other in Florida or Texas. Oil spray applied after October 1 may increase susceptibility of trees to cold damage and may reduce the fruit crop the following year. Oil sprays applied in the fall may inhibit solids formation in the juice and retard coloring of fruit and should not be applied within 60 days of anticipated harvest. Sensitive foliage may be injured. Florida growers consult the Florida Citrus Spray and Dust Schedule, or your Agricultural Experiment Station or State Extension Service Specialist for complete details on the spraying program best suited to your locale. Texas growers consult with your Agricultural Experiment Station or State Extension Specialist for complete details on the spraying program suited to your locale.

COFFEE:

PESTS	APPLICATION RATE AND TIMING
Green Scale	Use 3 to 6 gallons in 100 gallons of water per acre. Use only water as a diluent. Comments: Apply when insects appear and treat as necessary at 30 to 60 day intervals. Do not exceed 18 gallons of oil per acre in a growing season. Do not apply within 30 days of harvest when berries are hand picked. Oil residues make picking difficult.

Do not apply this product through any type of irrigation system. Phytotoxicity may be affected by the quantity of oil used, vigor of trees and temperature at the time of application.

FIGS:

PESTS	APPLICATION RATE AND TIMING (gallons of oil per 100 gallons of water)
Fig Scale	1-3 Comments: Dormant or Delayed Dormant
Mites, Mealybug, Scale	1-2 Comments: Foliar Spray

GRAPES:

PESTS	APPLICATION RATE AND TIMING (gallons of oil per 100 gallons of water)
Mealybug, Mites, Leafhopper*, Whiteflies*, Powdery Mildew.	<p>DORMANT: Use 1 to 3 gals. plus the appropriate label rate of insecticide registered for use on grapes in 200 to 300 gals. of water per acre.</p> <p>Comments: Do not apply over 300 gals. of water per acre.</p> <p>Using ground equipment, spray for optimum coverage of leaf surfaces. Repeat sprays every 10-14 days.</p> <p>For powdery mildew - Make first application pre-bloom and continue every ten days to three weeks depending on level of disease pressure. Use higher rate and/or shorter spray interval when disease conditions are severe.</p> <p>Oil will remove the bloom on grapes. Table grapes should not be sprayed within 60 days of harvest. On grapes, do not tank mix oil and copper more than once/season. Do not use copper and oil together with fruit present.</p>

OLIVES:

PESTS	APPLICATION RATE AND TIMING
Olive (Parlatoria) Scale, Oleander Scale, Black Scale,	POSTBLOOM THROUGH AUGUST AND POST HARVEST: Use 1 to 1½ gals. per 100 gals. of water at 400 to 1500 gals. per acre.
Mites	1.5 gals. per 100 gals. of water Comments: Prebloom to Postbloom Buckshot

PECANS:

PESTS	APPLICATION RATE AND TIMING
Scales, Aphids (eggs), Mites (eggs)	<p>Use 2 to 3 gallons in 100 gallons of water using a minimum of 200 gallons of water per acre. Use the lower rate of oil when trees are in a weakened condition.</p> <p><i>(Concentrate Spray: Use 6 to 8 gallons per acre in a minimum of 20 to 125 gallons of water.)</i></p> <p>Comments: Apply from late February until buds first break.</p>

STRAWBERRIES:

PESTS	APPLICATION RATE AND TIMING
Leafminers*, Mites, Powdery Mildew	0.75 Comments: Spray at no less than 400 psi using ceramic spray nozzles (ALBUZ® ATR, lilac color or their equivalent).

TROPICAL FRUIT: Kiwi, Mango, Papaya and Pineapple.

PESTS	APPLICATION RATE AND TIMING
KIWI - Latania Scale, Greedy Scale, Oleander Scale, San Jose Scale	Use 4 to 6 gallons of oil in a minimum of 100 gallons of water per acre. Use higher rate when scale populations are high. Comments: Do <u>not</u> apply after budbreak. Do <u>not</u> use on weak or stressed vines, or where soil moisture is inadequate.
MANGO - Mites, Powdery Mildew	Use 1 to 1.5 gallons of oil in 100 gallons of water per acre. Comments: Apply every 2 to 3 weeks as necessary depending on level of pest pressure.
PAPAYA - Mites, Powdery Mildew, Papaya Ringspot Virus	Use 0.75 to 1.5 gallons in 100 gallons of water per acre. Comments: For Powdery Mildew/Mites: Spray every 10 to 14 days depending on the level of pest pressure. For Virus: Initiate spray when seeds are germinated. Spray weekly using 400 psi spray pressure and ceramic hollow cone nozzles.
PINEAPPLE - Mealybugs, Bud Moth, Chinese Rose Beetle	<p>Spray - Use 1 to 2 gallons of oil in 100 gallons of water per acre</p> <p>Dip - Use 1 to 2 gallons of oil in 100 gallons of water, dip for 30 seconds.</p> <p>Comments: Allow fruit to dry for 1 hour before being stored.</p>

10/13

WALNUTS:

PESTS	APPLICATION RATE AND TIMING
Black Scale, Calico Scale, European Fruit Lecanium Scale, Frosted Scale, Olive Scale, San Jose Scale European Red Mite Eggs, Walnut Aphid Eggs	DELAYED DORMANT: Use 4 to 6 gals. per acre in 200 to 500 gallons of water per acre. Comments: Use only on trees that have not suffered from lack of moisture at anytime during the growing season. Do not apply to orchards where soil moisture is low. Trees must be fully dormant. Do not apply after husk split.
Spider Mites, Soft Scales	SUMMER FOLIAR (when leaves fully expanded): Use 4 to 6 gals. per acre in 200 to 500 gals. water per acre.

VEGETABLE CROPS

ASPARAGUS, BEANS, BEETS, CABBAGE, CAULIFLOWER and other Cole crops, CELERY, CUCURBITS, EGGPLANT, LETTUCE, MELON, PEPPER, POTATO, PUMPKIN, RADISH, SQUASH, SWEET POTATO, TOMATO, HERBS AND SPICES (Curly Leaf Basil, Lemon Balm, Mexican Oregano, Mint), ORIENTAL VEGETABLES (Acerola, Atemoy, Balsam pear (Bitter melon), Carambola, Chinese broccoli (Gai Lon), Chinese cabbage (Gai Choy), Chinese spinach, Chinese waxgourd, Cilantro, Citron melon, Dasheen, Ginger, Ginseng, Japanese artichoke, Japanese radish (Daikon), Rambutan):

PESTS	APPLICATION RATE AND TIMING (gallons of oil per 100 gallons of water)
Aphids, Mites, Beetle Larvae, Leafminers, Thrips, Leafhopper, Whitefly	0.75-1 Comments: For virus control on cucurbits use 0.75 gallons per 100 g. Spray once or twice weekly depending on the rapid growth of the crop and / or vector pressure. When using to control insect transmitted diseases, use higher pressure 400 psi and ceramic hollow cone nozzles.

ORNAMENTALS

FOLIAGE ORNAMENTALS & BEDDING PLANTS:

PESTS	APPLICATION RATE AND TIMING (ounces of oil per gallon of water)
Aphids, Adelgids	1-2.5 oz. per gallon. Comments: Summer (Foliar or Cover): Do not spray plants during flowering.

SHADE TREES AND SHRUBS INCLUDING CONIFERS, DECIDUOUS BROADLEAF EVERGREENS & WOODY ORNAMENTALS, ORNAMENTAL TREES**, ALONG CITY STREETS, OTHER RIGHTS-OF-WAY, IN RESIDENTIAL AREAS AND IN LANDSCAPES:**

PESTS	APPLICATION RATE AND TIMING (ounces of oil per gallon of water)
Aphids, Adelgids, Eriophyid Mites, Gall Mites, Honey Locust Plant Bug, Lace Bug, Leaf Beetle Larvae, Leafminer, Leafrollers, Mealybugs, Psyllids (immature), Red Mites, Sawfly (larvae), Scales (immature), Spider Mites, Webworms, Whiteflies	Winter Dormant Period: 2.5-4 oz. per gallon Summer (Foliar or Cover): 1-2.5 oz. per gallon CAUTION: Spray no more than 4 times during the growing season; Use a 2 week minimum application interval. Do not spray when there is obvious moisture deficit in leaves, or the plant is under stress. For fall dormant applications, reduce rate to 2 gallons oil per 100 gallons water and limit use only to: American Red Oak, Japanese Black Pine, Dogwood, Weeping Cherry, Cornelian Cherry, Crabapple, Norway Maple, Purple Plum. NOTE: May cause discoloration of Blue Spruce. Do not use on conifers or ferns not tolerant to oil sprays. Use enough spray solution to completely penetrate the leaf canopy and cover both top and bottom of all of the leaves and stems until wet but without significant runoff. Do not spray during flowering.

FLOWERING AND FOLIAGE PLANTS INCLUDING ROSES AND OTHER FLOWERING SHRUBS:

PESTS	APPLICATION RATE AND TIMING (ounces of oil per gallon of water)
Same as above	Winter Dormant Period: 2.5-4 oz. per gallon Comments: Do not spray during flowering.

CHRISTMAS TREES **:

PESTS	APPLICATION RATE AND TIMING (ounces of oil per gallon of water)
Scale (soft & hard) (immature)	2-3 Comments: Winter
Spider Mites	0.75-2 Comments: Summer

Use a lower concentration for more sensitive plants.

** This product removes the glaucous (blue) bloom from such evergreens as Colorado Blue Spruce and Koster Spruce. Always use lower dosage or test spray oil sensitive plants such as Cryptomeria, Smoke Tree, Chamaecyparis, Juniper, Japanese Holly and Spruce.

Tendency toward sensitivity: Red Cedar and Douglas Fir.

GREENHOUSE AND CONTAINER

Frequency of Application: For the greenhouse pests listed, use once a week initially, then as the pest is controlled, decrease the frequency to every 2-3 weeks as needed.

Application safety during bloom period should be determined for each individual species of plant to be treated by conducting a small test.

AGERATUM, CROWN OF THORNS, DIEFFENBACHIA, FERNS, FICUS, LISIANTHUS, ORCHID, PALMS, PETUNIA, POINSETTIA, SCHEFFLERA, SUNFLOWER:

PESTS	APPLICATION RATE AND TIMING (gallons of oil per 100 gallons of water)
Aphids, Fungus Gnats, Leafminers, Mealybugs, Scales (soft & hard), Spider Mites, Thrips, Whitefly	0.5-1 Comments: Due to varietal differences in response to a treatment of this product at the recommended rate, we recommend conducting a small test on 1 or 2 plants of the specific variety to be treated.

LEAF POLISH FOR HARDY PLANTS

PESTS	APPLICATION RATE & TIMING (gallons of oil per gallon of water)
	1

AGLAONEMA, ASTER, AZALEAS, BEGONIAS, BROWALLIA, CAMELLIAS, CARNATION, CELOSIA, CHRYSANTHEMUM, COLEUS, COSMOS, DUSTY MILLER, EASTER LILIES, GARDENIAS, GERBERA, HELLICHRYSUM, HIBISCUS FOLIAGE, HYDRANGEA, JADE PLANT, MARIGOLD, NEW GUINEA IMPATIENS, NICOTONIA, PHILEDENDRON, PORTULACA, REIGER BEGONIAS, SNAPDRAGON, ZINNIAS:

PESTS	APPLICATION RATE AND TIMING (gallons of oil per 100 gallons of water)
Aphids, Fungus Gnats, Leafminers, Mealybugs, Scales (soft & hard), Spider Mites, Thrips, Whitefly	1-2 Comments: Due to varietal differences in response to a treatment of this product at the recommended rate, we recommend conducting a small test on 1 or 2 plants of the specific variety to be treated.

Some plants are more sensitive to oil treatments if any of the following conditions are present when application is made: High humidity (74%), an overcast or cloudy day, inadequate air flow, a small greenhouse where the sunlight is magnified causing a fast build-up of temperature and light intensity.

12/13

FIELD CROPS

CORN (Sweet & Field), SUGAR BEETS:

PESTS	APPLICATION RATE AND TIMING (gallons of oil per 100 gallons of water)
Aphids, Mites, Leafminers, Corn Earworm, Rootworm, Armyworm, Whitefly	Corn: 1-2 Sugar Beets: 2

HOPS*:

PESTS	APPLICATION RATE AND TIMING (gallons of oil per 100 gallons of water)
Mites, Powdery Mildew	1-2 Comments: For powdery mildew: Initiate sprays at early leaf stage. Continue sprays every 10-14 days. Mite control will be effective under the same spray interval as powdery mildew sprays. Discontinue sprays at burr development.

TOBACCO:

PESTS	APPLICATION RATE AND TIMING (gallons of oil per 100 gallons of water)
Aphids, Mites, Beetle Larvae, Leafminers, Thrips, Leafhopper, Whitefly	0.75-1

*Asterisk denotes crop, pest Not approved in California.

This product has not been tested on all species or varieties. Before treating a large area, treat a small area and observe prior to full scale application.

NOTICE:

IT IS IMPOSSIBLE TO ELIMINATE ALL RISKS INHERENTLY ASSOCIATED WITH THE USE OF THIS PRODUCT. CROP INJURY, INEFFECTIVENESS, OR OTHER UNINTENDED CONSEQUENCES MAY RESULT BECAUSE OF SUCH FACTORS AS WEATHER CONDITIONS, PRESENCE OF OTHER MATERIALS, OR THE MANNER OF USE OR APPLICATION, ALL OF WHICH ARE BEYOND THE CONTROL OF PETRO-CANADA, THE MANUFACTURER OR SELLER. IN NO CASE SHALL PETRO-CANADA, THE MANUFACTURER OR SELLER BE LIABLE FOR CONSEQUENTIAL, SPECIAL OR INDIRECT DAMAGES RESULTING FROM THE USE OR HANDLING OF THIS PRODUCT. ALL SUCH RISKS SHALL BE ASSUMED BY THE BUYER.

EXCEPT AS EXPRESSLY PROVIDED HEREIN, PETRO-CANADA, THE MANUFACTURER OR SELLER MAKES NO WARRANTIES, GUARANTEES, OR REPRESENTATIONS OF ANY KIND, EITHER EXPRESS OR IMPLIED, OR BY USAGE OF TRADE, STATUTORY OR OTHERWISE, WITH REGARD TO THE PRODUCT SOLD, INCLUDING, BUT NOT LIMITED TO, MERCHANTABILITY, FITNESS FOR A PARTICULAR PURPOSE, USE OR ELIGIBILITY OF THE PRODUCT FOR ANY PARTICULAR TRADE USAGE. BUYER'S OR USER'S EXCLUSIVE REMEDY, AND PETRO-CANADA'S, THE MANUFACTURER'S OR SELLER'S TOTAL LIABILITY, SHALL BE FOR DAMAGES NOT EXCEEDING THE COST OF THE PRODUCT.

FORMULATED FOR
PETRO-CANADA
385 SOUTHDOWN ROAD, MISSISSAUGA, ONTARIO L5K 1A8
CANADA

AMEND 06/03/05, ESL09/15/2005

1001 G Street, N.W.
Suite 500 West
Washington, D.C. 20001
tel. 202.434.4100
fax 202.434.4646

Writer's Direct Access
Dr. Robert G. Butz
(202) 434-4189
butz@khlaw.com

August 11, 2006

Via Courier

Document Processing Desk (NOTIF)
Office of Pesticide Programs (7504P)
U. S. Environmental Protection Agency
Room S-4900, One Potomac Yard
2777 South Crystal Drive
Arlington, VA 22202-4501

Attn: John Hebert, PM 4B

RE: Notification of labeling change PURESPRAY GREEN (EPA Reg. No. 69526-9)

Dear John:


On behalf of Petro-Canada we are submitting a notification of change to Mixing Directions to the label for PURESPRAY GREEN, EPA Reg. No. 69526-9, per PR Notice 98-10. The language deleted is obsolete and is replaced by language identical to that on the JMS Stylet Oil label (EPA Reg No. 65564-1). You had confirmed to us in March that this change is considered a notification, not an amendment.

Enclosed please find:

1. Application (EPA Form 8570-1) with Notification statement, per PRN 98-10;
2. One copy of proposed label
3. One copy of proposed label with changes highlighted.

Please contact me immediately if you have any questions.

Sincerely,



Robert G. Butz

Cc: Michael Fefer, Petro-Canada