

69470-20

11/16/2009

1/11



UNITED STATES ENVIRONMENTAL PROTECTION AGENCY
WASHINGTON, DC 20460

OFFICE OF
PREVENTION, PESTICIDE
AND TOXIC SUBSTANCES

November 16, 2009

George Katsigras
Clearon Corp.
95 MacCorkle Ave., S.W.
South Charleston, W. V. 25303

Subject: CDB Clearon Granular Industrial Water Biocide
EPA Registration Number 69470-20
Application Date: October 19, 2009

Dear Mr. Katsigras:

This acknowledges receipt of your Notification submitted in accordance with the provisions of PR Notice 98-10 under the Federal Insecticide, Fungicide, and Rodenticide Act (FIFRA) section 3(c)9.

Proposed Notification

- Revisions to Storage and Disposal Statement in accordance with PR Notice 2007-4.

General Comments

Based on a review of the material submitted, the notification is acceptable. Please submit a finished label with the revised language to this Office for our files.

Should you have any questions or comments concerning this letter, please contact Tom Luminello at (703) 308-8075.

Sincerely,

A handwritten signature in black ink, appearing to read "Emily H. Mitchell".

Emily H. Mitchell
Product Manager 32
Regulatory Management Branch II
Antimicrobials Division (7510P)



United States
Environmental Protection Agency
 Washington, DC 20460

<input type="checkbox"/>	Registration
<input type="checkbox"/>	Amendment
<input checked="" type="checkbox"/>	Other

OPP Identifier Number
 292317

Application for Pesticide - Section I

1. Company/Product Number 69470-20	2. EPA Product Manager E. Mitchell	3. Proposed Classification <input checked="" type="checkbox"/> None <input type="checkbox"/> Restricted
4. Company/Product (Name) CDB Clearon Granular Industrial Water Biocide	PM# 32	
5. Name and Address of Applicant (Include ZIP Code) Clearon Corp. 95 MacCorkle Avenue S.W. South Charleston, WV 25311 <input type="checkbox"/> Check if this is a new address	6. Expedited Review. In accordance with FIFRA Section 3(c)(3)(b)(i), my product is similar or identical in composition and labeling to: EPA Reg. No. _____ Product Name _____	

Section - II

<input type="checkbox"/> Amendment - Explain below.	<input type="checkbox"/> Final printed labels in response to Agency letter dated _____
<input type="checkbox"/> Resubmission in response to Agency letter dated _____	<input type="checkbox"/> "Me Too" Application.
<input checked="" type="checkbox"/> Notification - Explain below.	<input type="checkbox"/> Other - Explain below.

Explanation: Use additional page(s) if necessary. (For section I and Section II.)

Notification to change the Pesticide Container Disposal language per PR Notice 2007-4.
 See attached page for certification.
 Fee determination: Fee Category - Not Applicable
 katsigrasg@clearon.com

Section - III

1. Material This Product Will Be Packaged In:				2. Type of Container	
Child-Resistant Packaging <input type="checkbox"/> Yes <input type="checkbox"/> No	Unit Packaging <input type="checkbox"/> Yes <input type="checkbox"/> No	Water Soluble Packaging <input type="checkbox"/> Yes <input type="checkbox"/> No	Metal Plastic Glass Paper Other (Specify) _____		
* Certification must be submitted		If "Yes" Unit Packaging wgt. No. per container	If "Yes" Package wgt. No. per container		
3. Location of Net Contents Information <input type="checkbox"/> Label <input type="checkbox"/> Container		4. Size(s) Retail Container		5. Location of Label Directions	
6. Manner in Which Label is Affixed to Product <input type="checkbox"/> Lithograph Paper glued <input type="checkbox"/> Stenciled			<input type="checkbox"/> Other _____		

Section - IV

1. Contact Point (Complete items directly below for identification of individual to be contacted, if necessary, to process this application.)			
Name George Katsigras	Title Regulatory Affairs Specialist	Telephone No. (Include Area Code) 304.720.3924	
<p align="center">Certification</p> <p>I certify that the statements I have made on this form and all attachments thereto are true, accurate and complete. I acknowledge that any knowingly false or misleading statement may be punishable by fine or imprisonment or both under applicable law.</p>			6. Date Application Received (Stamped)
2. Signature 	3. Title Regulatory Affairs Specialist		
4. Typed Name George Katsigras	5. Date 19-Oct-2009		

Regulatory Affairs Dept
95 MacCorkle Avenue S.W
South Charleston WV 25303
katsigrasg@clearon.com
Phone: 304-720-3924
Fax: 304-746-3034


Clearon Corp.

October 19, 2009


Section II Explanation (Continued)

Certification Statement

"Notification of label change per PR Notice 2007-4. This notification is consistent with the guidance in PR Notice 2007-4 and the requirements of the EPA's regulations at 40 CFR §§ 156.10, 156.140, 156.144, 156.146, and 156.156. No other changes have been made to the labeling or the Confidential Statement of Formula for this product. I understand that it is a violation of 18 U.S.C. Sec. 1001 to willfully make any false statement to the EPA. I further understand that if the amended label is not consistent with the requirements of 40 CFR §§ 156.10, 156.140, 156.144, 156.146, and 156.156, this product may be in violation of FIFRA and I may be subject to enforcement action and penalties under sections 12 and 14 of FIFRA."



George Katsigras
Regulatory Affairs Specialist
Clearon Corp.



Regulatory Affairs Dept
95 MacCorkle Avenue S.W
South Charleston WV 25303
katsigrasg@clearon.com
Phone: 304-720-3924
Fax: 304-746-3034

Clearon Corp.

October 19, 2009

Attention: Mr. Tom Luminello / PM 32
Document Processing Desk (NOTIF)
Office of Pesticide Programs (7504P)
U.S. Environmental Protection Agency
Rm S-4900, One Potamac Yard
2777 South Crystal Drive
Arlington, VA 22202-4501

SUBJECT: Notification per PR Notice 2007-4
CDB Clearon Granular Industrial Water Biocide, EPA Reg. No. 69470-20

Dear Sir/Madam:

Please process the enclosed notification for the above referenced product.

The purpose of this notification is to:

Add language required by the Pesticide Container Rule under Storage and Disposal per PR Notice 2007-4.

Enclosed are:


- Application form (EPA Form 8570-1)
- Annotated Label
- Notification Certification Statement

If you have any questions or need additional information, please feel free to contact me by phone at (304) 720-3924 or via email katsigrasg@clearon.com.

Sincerely yours,



George Katsigras
Regulatory Affairs Specialist



{All text in brackets [xxx] is optional and may or may not be intended on a final label.}

{All text in braces {xxx} is administrative and will not appear on a final label.}

CDB® CLEARON GRANULAR INDUSTRIAL WATER BIOCIDES

Active Ingredient:

Sodium Dichloro-s-Triazinetrione Hydrated 99%

Inert Ingredients: 1%


Total: 100%

Available Chlorine: 55.5%

**KEEP OUT OF REACH OF CHILDREN
DANGER**

FIRST AID	
If in eyes	<ul style="list-style-type: none"> • Hold eye open and rinse slowly and gently with water for 15-20 minutes. • Remove contact lenses, if present, after the first 5 minutes, then continue rinsing eye. • Call a poison control center or doctor for treatment advice.
If inhaled	<ul style="list-style-type: none"> • Move person to fresh air. • If person is not breathing, call 911 or an ambulance, then give artificial respiration, preferably by mouth-to-mouth, if possible. • Call a poison control center or doctor for further treatment advice.
If on skin clothing	<ul style="list-style-type: none"> • Take off contaminated clothing. • Rinse skin immediately with plenty of water for 15-20 minutes. • Call a poison control center or doctor for treatment advice.
If swallowed	<ul style="list-style-type: none"> • Call poison control center, or doctor immediately for treatment advice. • Have person sip a glass of water if able to swallow. • Do not induce vomiting unless told to do so by the poison control center or doctor. • Do not give anything by mouth to an unconscious person.
<p>Have the product container or label with you when calling a poison control center or doctor, or going for treatment. YOU MAY ALSO CONTACT [1-800-420-9236] or [1-304-746-3000] FOR EMERGENCY MEDICAL TREATMENT INFORMATION.</p>	
<p>NOTE TO PHYSICIAN Probable mucosal damage may contraindicate the use of gastric lavage.</p>	

See [back] [side] panels for additional precautionary statements and first aid.



PRECAUTIONARY STATEMENTS
HAZARDS TO HUMANS AND DOMESTIC ANIMALS
CORROSIVE
CAUSES IRREVERSIBLE EYE DAMAGE
MAY BE FATAL IF INHALED
HARMFUL IF SWALLOWED OR ABSORBED THROUGH SKIN

Do not get in eyes, on skin, or on clothing. Do not breathe dust, vapor or spray mist. Wear goggles, face shield, or safety glasses. Wash thoroughly with soap and water after handling. Remove contaminated clothing and wash before reuse.

PHYSICAL OR CHEMICAL HAZARDS

STRONG OXIDIZING AGENT: Use only clean dry utensils. Mix only into water. Contamination with moisture, dirt, organic matter or other chemicals (including other pool chemicals) or any other foreign matter may start a chemical reaction with generation of heat, liberation of hazardous gases and possible generation of fire and explosion. Avoid any contact with flaming or burning material such as a lighted cigarette. Do not use this product in any chlorinating device which has been used with any inorganic or unstabilized chlorinating compounds (e.g., calcium hypochlorite). Such use may cause fire or explosion.

ENVIRONMENTAL HAZARDS: This pesticide is toxic to fish and aquatic organisms. Do not discharge effluent containing this product into lakes, ponds, streams, estuaries, oceans, or public waters unless in accordance with the requirements of a National Pollutant Discharge Elimination System (NPDES) permit and the permitting authority has been notified in writing prior to discharge. Do not discharge effluent containing this product to sewer systems without previously notifying the sewage treatment plant authority. For guidance, contact your State Water Board or Regional Office of the EPA.

EMERGENCY HANDLING: In case of contamination or decomposition do not reseal container. If possible, isolate container in open well-ventilated area. Flood with large volumes of water. Dispose of contaminated material in an approved landfill area.

STORAGE AND DISPOSAL

Do not contaminate water, food or feed by storage or disposal. Store in a dry, cool and well-ventilated area. Avoid moisture getting into container. Keep off wet floors. In case of spillage, wash with large amounts of water. After each use, keep container tightly closed. Oxidizing material. Keep away from flames, sparks and all sources of heat. Avoid contact with organic material.

PESTICIDE DISPOSAL: Pesticide wastes are acutely hazardous. Improper disposal of excess pesticide, spray mixture or rinsate is a violation of Federal law. If these wastes cannot be disposed of by use according to label instructions, contact your State Pesticide or Environmental Control Agency, or the Hazardous Waste representative at the nearest EPA Regional Office for guidance.

CONTAINER HANDLING: Non-refillable container. Do not reuse or refill this container. Offer for recycling if available. Triple rinse container (or equivalent) promptly after emptying.

CHANGE PER PR-NOTICE 2007-4

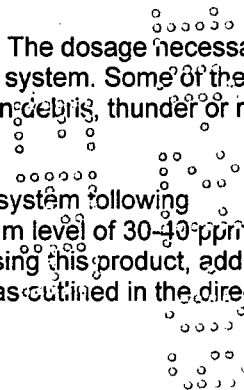
DIRECTIONS FOR USE

It is a violation of Federal Law to use this product in a manner inconsistent with its labeling. Read entire label and use strictly in accordance with precautionary statements and directions.

FOR SWIMMING POOL DISINFECTANT

When used as directed, this product is effective as a swimming pool water disinfecting agent. The dosage necessary for your pool will change considerably depending upon those factors that burden the disinfection system. Some of the factors that will vary the required dosages are water temperature, bather load, exposure to windblown debris, thunder or rain storms and length of filtration cycle.

DIRECTIONS FOR USE: Ensure all pool equipment is working properly. Backwash the filter system following manufacturer's directions. Adjust pH to between 7.2-7.6. Add stabilizer to establish a minimum level of 30-40 ppm to reduce degradative effects of sunlight upon the chlorine residual. Check for metals. Before using this product, add stain and scale inhibitor to prevent staining of pool surface due to metals. When using other products as outlined in the directions for this product, always follow directions on those products.



With pump running, broadcast 4 ounces of this product per 10,000 gallons directly into the water in the deep end of the pool as an initial treatment. Repeat additions until a residual of 1-3 ppm chlorine is established as determined by the use of a test kit. To prevent damage to pool surface, use a pool brush to disperse granules that may have settled to the bottom of the pool. **NEVER ALLOW UNDISSOLVED PRODUCT TO REST IN CONTACT WITH BLEACHABLE POOL SURFACES.** Regular use of a test kit is necessary to determine when it is necessary to add another dose of this product to maintain a residual of 1-3 ppm available chlorine in the pool water. An average daily dose requirement is 2-3 oz. of this product per 10,000 gallons of water. After use of this product it is recommended that a preventative algae treatment be added on a weekly basis.

FOR SUPERCHLORINATION: Broadcast one pound of this product per 10,000 gallons directly into the water in the deep end of the pool. To prevent damage to pool surface, use a pool brush to disperse any granules that may have settled to the bottom of your pool. **NEVER ALLOW UNDISSOLVED PRODUCT TO REST IN CONTACT WITH BLEACHABLE POOL SURFACES.** In water temperatures less than 70°F, or as an alternate application procedure, pre-dissolve this product prior to applying evenly to the deep end of the pool. Dissolve this product outdoors, in a clean plastic bucket stirring with a clean plastic or wooden spoon. Add this product to water; **NEVER** add water to product. **NEVER** add more than 1 pound of this product to 3 gallons of cool water. Do not mix with other products when pre-dissolving.

REENTRY: Reentry into treated swimming pools is prohibited above levels of 3 ppm of chlorine due to risk of bodily harm.

FOR SWIMMING POOL ALGAE:

When used as directed, this product kills algae and will rid your pool of unsightly algae spots. This product is ideal for use in vinyl lined, fiberglass or colored plaster surface pools.

DIRECTIONS FOR USE: Ensure all pool equipment is working properly. Backwash the filter system following manufacturer's directions. Adjust pH to between 7.2-7.6. Check for metals and if present, add stain and scale inhibitor to prevent staining of pool surface. When using other products as outlined in the directions for this product, follow directions on those products.

Before using this product, brush all surface-clinging algae paying special attention to pool steps, ladder steps and around skimmer and lights. At night, or when pool is not in use, broadcast this product directly into the deep end of the pool with pump running. Use two pounds per 10,000 gallons for medium to heavy algae growth and one pound per 10,000 gallons for light algae growth. To prevent possible damage to pool surface, use a pool brush to disperse any granules that may have settled to the bottom of the pool. Brush any remaining algae and clean backwash filter. If algae is still visible, repeat treatment.

FOR WINTERIZING POOL:

To avoid costly spring problems (algae, stains, cloudy water, high chlorine demand) properly prepare your pool for the winter using this product. This product oxidizes organic wastes, provides long lasting chlorine protection, helps keep pool surfaces clean, and helps protect water during the off season months.

DIRECTIONS FOR USE:

NOTE: For **WHITE PLASTER POOLS**, broadcast this product directly into the pool water. **FOR VINYL, FIBERGLASS, PAINTED AND COLORED PLASTER POOLS, PRE-DISSOLVE THE RECOMMENDED DOSE.**

Dissolve this product outdoors, in a clean plastic bucket stirring with a clean plastic or wooden spoon. Add this product to water; **NEVER** add water to product. **NEVER** add more than 1 pound of this product to 3 gallons of cool water. Do not mix with other products when pre-dissolving.

Before treating the pool, chemically balance the water and adjust pH to 7.4-7.6. Brush and vacuum the pool, Backwash the filter and clean skimmer, pump baskets, and filter.

Sprinkle the powder or pour the pre-dissolved treatment dose (see NOTE above) into the water around the edges of the pool. Use one pound of this product per 10,000 gallons of water.

Circulate water for several hours, then apply a winterizing algae treatment following appropriate directions. Cut off pump. Drain equipment or add a swimming pool antifreeze to equipment to prevent freeze damage. Install pool cover. A second treatment of the product in mesh covered or non-covered pools may be required prior to water freezing (mid-winter). If second treatment is required, re-dissolve treatment (see NOTE above) and pour along edges of the pool.

FOR SPA AND HOT TUB DISINFECTANT: When used as directed, this product is effective as a spa and hot tub water disinfecting agent.

DIRECTIONS FOR USE: Ensure all spa and hot tub equipment is working properly. Backwash/clean the filter system following manufacturer's directions. Adjust pH to between 7.2-7.6. When using other products as outlined in the directions for this product, always follow directions on those products.

8
11

MAINTENANCE DOSES: With pump on, add ½ teaspoon of this product per 100 gallons of water (or 5 teaspoons per 1,000 gallons) as an initial treatment. Repeat at 15 to 20 minute intervals until a residual of 3-5 ppm of available chlorine is established as determined by test kit. A test kit must be used regularly to determine the frequency of additional doses of this product needed to maintain the chlorine residual of 3-5 ppm.

SUPERCHLORINATION: Use one teaspoon of this product per 100 gallons of water (or ¼ cup per 1,000 gallons). Superchlorination may be needed on a nightly basis in a heavily used spa or as infrequently as once a week in a moderately used spa.

REENTRY: Reentry into treated spas and hot tubs is prohibited above levels of 3 ppm of chlorine due to risk of bodily harm.

FOR USE IN INDUSTRIAL RECIRCULATING WATER COOLING TOWERS, AIR WASHERS & EVAPORATIVE CONDENSERS:

Treatment with this product is an effective way to control the growth of bacteria and algae in industrial recirculating water cooling towers, air washers and evaporative condensers.

1. Badly fouled systems should be cleaned prior to initiating treatment. 2. Initial Dosage - When the system is just noticeably fouled, add 10-13 oz. of this product per 10,000 gallons of water contained in the system. Repeat this dosage, if necessary, until free available chlorine level (FAC) of 0.5-1.0 ppm is obtained (as determined by use of a reliable test kit). 3. Maintenance Dosage - To obtain a FAC of 0.5 - 1.0 ppm, add 1-3 oz. of this product per 10,000 gallons of water daily or as needed. 4. This product should be added to the system at a point where adequate flow is maintained. Variations in water temperature, chlorine demand and flow rate will affect the dissolution rate. Warmer seasons may require an upward adjustment of the FAC.

Air Washers For use only in industrial air washer systems that maintain effective mist eliminating components.

Hypochlorite controls slime-forming bacteria and fungi in air washer systems. This product may be added to the system either continuously or intermittently or as needed. The frequency of feeding and duration of the treatment will depend on the severity of the problem. **BADLY FOULED SYSTEMS** should be cleaned prior to initiating treatment. 1. Initial Dosage - When the system is just noticeably fouled, add 10-13 oz. of this product per 10,000 gallons of water contained in the system. Repeat this dosage, if necessary, until a free available chlorine level (FAC) of 0.5-1.0 ppm is obtained (as determined by use of a reliable test kit). 2. Maintenance Dosage - To maintain a FAC of 0.5-1.0 ppm, add 1-3 oz. of this product per 10,000 gallons of water, daily or as needed. 3. This product should be added to the system at a point where adequate flow is maintained. Variations in water temperature, chlorine demand and flow rate will affect the dissolution rate. Warmer seasons may require an upward adjustment of the FAC.

DIRECTIONS FOR USE: It is a violation of Federal Law to use this product in a manner inconsistent with its labeling.

DISINFECTION OF DRINKING WATER (EMERGENCY/PUBLIC/INDIVIDUAL SYSTEMS)

PUBLIC SYSTEM: Feed 1 ounce of this product per 6000 gallons of water until a free available chlorine residual of at least 0.2 ppm is attained throughout the distribution system. Check water frequently with a chlorine test kit. Bacteriological sampling must be conducted at a frequency no less than that prescribed by the National Interim Primary Drinking Water Regulations. Contact your local Health Department for further details.

INDIVIDUAL SYSTEMS: DUG WELLS- Upon completion of the casing (lining) wash the interior of the casing (lining) with a 100 ppm available chlorine solution using a stiff brush. This solution can be made by dissolving 1 ounce of this product into 40 gallons of water. After covering the well, pour the disinfectant solution into the well through both the pipe sleeve opening and the pipeline. Wash the exterior of the pump cylinder also with the disinfectant solution. Start pump and pump water until strong odor of chlorine in water is noted. Stop pump and wait at least 24 hours. After 24 hours flush well until all traces of chlorine have been removed from the water. Contact your local Health Department for further details.

INDIVIDUAL WATER SYSTEMS: DRILLED, DRIVEN & BORED WELLS- Run pump until water is as free from turbidity as possible. Pour a 100 ppm available chlorine disinfecting solution into the well. This solution can be made by dissolving 1 ounce of this product into 40 gallons of water. Add 5 to 10 gallons of clean, chlorinated water to the well in order to force the disinfectant into the rock formation. Wash the exterior of pump cylinder with the disinfectant. Drop pipeline into well, start pump and pump water until strong odor of chlorine in water is noted. Stop pump and wait at least 24 hours. After 24 hours flush well until traces of chlorine have been removed from the water. Deep wells with high water levels may necessitate the use of special methods for introduction of the disinfectant into the well. Consult your local Health Department for further details.

9
11

INDIVIDUAL WATER SYSTEMS: FLOWING ARTESIAN WELLS- Artesian wells generally do not require disinfection. If analyses indicate persistent contamination the well should be disinfected. Consult your local Health Department for further details.

EMERGENCY DISINFECTION:

This product is recommended for disinfecting raw or pre-treated (settled, coagulated and/or filtered) water supplies intended for use as drinking water for humans and domestic animals.

The source of the water to be treated may be a river, lake, well, cistern or similar system. To obtain the desired disinfectant results, the water to be treated should be clear and free of dirt and organic debris. If the source of the water is cloudy and contains dirt and organic debris, the water should be held in holding tanks or ponds, treated with coagulating agents and filtered to remove the dirt and organic debris.

Dissolve 0.1 ounce of this product into 40 gallons of water (120 milligrams per 10 liters) to obtain a concentration of 10-ppm (mg/L) of available chlorine. Let the water stand for one hour before using. A residual of 1ppm (mg/L) of available chlorine, as measured by a reliable test kit, should be maintained in the water to insure disinfection.

Preparation of Stock Solution - Dissolve one heaping teaspoon of this product (approximately 10 grams or 1/3 ounce into 1 liter of water. The mixture will produce a 0.6 % stock chlorine solution (6,000 mg/L). Add 20 drops of this stock solution of each liter of water to be treated. The stock solution should be prepared fresh weekly.

PUBLIC WATER SYSTEMS:

RESERVOIRS: ALGAE CONTROL-Continuous chlorination is the most effective method for destroying algae, however, slug treatment can also be effective. Suitable chlorine feeding points should be selected on each stream at least 50 yards upstream from the points of entry into the reservoir. Add this product at the following rates:

Initial Dose: When the system is noticeably fouled, add this product at the rate of 1.5 to 7.5 ounces per 10,000 gallons to achieve 0.5-1.5 ppm (mg/L) available chlorine, as measured by a suitable test kit. Repeat dosage until residual is achieved.

Subsequent Dose: When control is evident, add this product at the rate of 0.5 to 2.3 ounces per 10,000 gallons to maintain 0.2-0.5 ppm (mg/L) available chlorine, as measured by a suitable test kit.

MAINS- Thoroughly flush section to be disinfected by discharging from hydrants. Permit a water flow of at least 2.5 feet per minute to continue under pressure while injecting this product by means of chlorinator. Stop water flow when a chlorine residual test of 50 ppm is obtained at the low pressure end of the new main section after 24 hour retention time. When chlorination is completed, the system must be flushed free of all heavily chlorinated water.

NEW TANKS, BASIN, ETC.- Remove all physical soil from surfaces. Place 9 ounces of this product for each 10 cubic feet of moving capacity (500 ppm available chlorine). Fill to working capacity and allow to stand for at least 4 hours. Drain and flush with potable water and return to service.

NEW FILTER SAND-Apply 16 ounces of this product for each 150 to 200 cubic feet of sand. The action of the product dissolving as the water passes through the bed will aid in sanitizing the new sand.

NEW WELLS-Flush the casing with a 50 ppm available chlorine solution of water containing 1.2 ounces of this product for each 100 gallons of water. The solution should be pumped or fed by gravity into the well after thorough mixing with agitation. After 24 hours flush well until all traces of chlorine have been removed from the water. It may then be pumped until a representative raw water sample is obtained. Bacterial examination of the water will indicate whether further treatment is necessary. Contact you local Health Department for further details.

EXISTING EQUIPMENT- remove equipment from service, thoroughly clean surfaces of all physical soil. Sanitize by placing 9 ounces of this product for each 10 cubic feet capacity (approximately 500 ppm available chlorine) Fill to working capacity and let stand at least 4 hours. Drain and place in service. If the previous treatment is not practical, surfaces may be sprayed with a solution containing 1.2 ounces of this product for each 5 gallons of water (approximately 1000 ppm available chlorine). After drying, flush with water and return to service.

EMERGENCY DISINFECTION AFTER FLOODS:

WELLS- thoroughly flush contaminated casing with 500-ppm available chlorine solution. Prepare this solution by mixing 1.2 ounces of this product with 10 gallons of water. Backwash the well to increase yield and reduce turbidity, adding sufficient chlorinating solution to the backwash to produce a 10 ppm available chlorine residual, as determined by a chlorine test kit. After the turbidity has been reduced and the casing has been treated, add sufficient chlorinating solution to produce a 50-ppm available chlorine residual. After 24 hours, flush well until all traces of chlorine have been removed from the water. It may then be pumped until a representative raw water sample is obtained. Bacterial examination of the water will indicate whether further treatment is necessary. Retreat well if water samples are biologically unacceptable. Contact your local Health Department for further details.

RESERVOIRS-In case of contamination by overflowing streams, establish chlorinating stations upstream of the reservoir. Chlorinate the inlet water until the entire reservoir obtains a 0.2 ppm available chlorine residual, as determined by a suitable chlorine test kit. In case of contamination from surface drainage, apply sufficient product directly to the reservoir to obtain a 0.2 ppm available chlorine residual in all parts of the reservoir.

BASIN, TANKS, FLUMES, ETC.- Thoroughly clean all equipment, then apply 9 ounces of product per 10 cu. ft. of water to obtain 500 ppm available chlorine, as determined by a suitable test kit. After 24 hours drain flush and return service. If the previous method is not suitable, spray or flush the equipment with a solution containing 1.2 ounces of this product for each 5 gallon of water (1000 ppm available chlorine.) Allow to stand for 2 to 4 hours, flush and return to service.

FILTERS- When the sand filter needs replacement, apply 16 ounces of this product for each 150 to 200 cubic feet of sand. When the filter is severely contaminated, additional product should be distributed over the surface at the rate of 16 ounces per 20 sq. ft. Water should stand at a depth of 1 foot above the filter bed for 4 to 24 hours. When filter beds can be back-washed of mud and silt, apply 16 ounces of this product per each 50 sq. ft., allowing the water to stand at a depth of 1 foot above the filter sand. After 30 minutes, drain water to the level of the filter. After 4 to 6 hours drain, and proceed with normal back- washing.

DISTRIBUTION SYSTEM-flush repaired or replaced section with water. Establish a chlorinating station and apply sufficient product until a consistent available chlorine residual of a least 10 ppm (as measured by a chlorine test kit) remains after a 24 retention time.

EMERGENCY DISINFECTION AFTER FIRES:

CROSS CONNECTIONS OR EMERGENCY CONNECTIONS- Set up a chlorine feed system near in the intake of the untreated water supply. Add 1.3 ounces of this product per 1,000 gallons of water until a chlorine residual of at least 0.2 ppm (as measured by a chlorine test kit) at the point where the untreated supply enters the regular distribution system.

EMERGENCY DISINFECTION AFTER DROUGHT:

SUPPLEMENTARY WATER SUPPLIES-A chlorine feed system should be set up on the supplementary water line. This product should be added at 0.7 ounces per 1,000 gallons until a minimum chlorine residual of 0.2 ppm (as measured by a chlorine test kit) is achieved. The water should be held for 20 minutes before use.

WATER SHIPPED IN BY TANKS, TANK CARS, ETC.- Thoroughly clean all containers and equipment. Spray a 500 ppm available chlorine solution and rinse with potable water after 5 minutes. This solution is made by mixing 1.2 ounces of this product for each 5 gallons of water. During the filling of the containers, dose with sufficient amounts of this product to provide at least a 0.2 ppm chlorine residual, as measured by a chlorine test kit.

EMERGENCY DISINFECTION AFTER MAIN BREAKS:

MAINS-Before assembly of the repair section, flush out mud and soil. Permit a water flow of at least 2.5 feet per minute to continue under pressure while injecting this product by means of chlorinator. Stop water flow when a chlorine residual test of 50 ppm is obtained at the low pressure end of the new main section after a 24 hour retention time. When chlorination is completed, the system must be flushed free of all heavily chlorinated water.

SEWAGE WASTE WATER SYSTEMS

This product is intended for use in sewage waste water systems. This product provides rapid disinfection of primary, secondary and tertiary waste water treatment systems.

11
11

Dose Rate: Add this product at the rate of 0.03 to 0.75 pounds per 1,000 gallons (3.6 to 90 grams per 1,000 liters) in the system to achieve 0.2-3 ppm (mg/L) available chlorine, as measured by a suitable test kit, at the injection point in the disinfection contact chamber. Adjust the dose to achieve disinfection and minimize the halogen concentration at the exit of the contact chamber.

FOR USE ON FOOD CONTACT SURFACES

This product may be used on food contact surfaces in accordance with 21CFR 178.1010 of the Federal Food Drug and Cosmetic Act.

SOLUTION PREPARATION: Prepare a 100 ppm (mg/L) sanitizing solution by thoroughly mixing 1 tablet of this product with 25 gallons of water (0.15 gram per liter). Solution containing an initial concentration of 100 ppm (mg/L) available chlorine must be tested with a suitable chlorine test kit and adjusted periodically to insure the available chlorine level drop below 50 ppm (mg/L) either discard the solution and add 1 tablet of this product per 50 gallons of water (75 milligrams per liter) to increase the available chlorine level 50 ppm (mg/L) and maintain the 100 ppm (mg/L) solution strength.

SANITIZATION OF NON-POROUS FOOD CONTACT SURFACES:

This product is recommended for use in poultry houses, egg handling equipment, dairy farm milk handling facilities/equipment, dairy farm milking equipment, household/domestic dwelling indoor food handling areas, food processing plant premises and equipment (food and non food contact, dairies/cheese processing plant premises and equipment (food and non-food contact), meat processing plant premises and equipment (food and non-food contact), poultry processing plant premises and equipment (food and non-food contact), eating establishments, eating establishment equipment/utensils (food contact), milk shake machines, soft serve ice cream machines.

RINSE OR SPRAY METHOD: Clean equipment surfaces in the normal manner and rinse with potable water. It may be necessary to remove gross filth and heavy soil from surfaces by a pre-scrape, pre-flush, and where necessary, a pre-soak treatment. Prior to use, rinse all surfaces thoroughly with the sanitizing solution, maintaining contact with the sanitizer for 2 to 5 minutes. Do not rinse equipment with water after treatment. The same solution may be used in feed tanks of spray type machines providing at least one minute contact time to sanitize equipment.

IMMERSION METHOD: Clean equipment in the normal manner. Prior to use, immerse equipment in the sanitizing solution for 2 to 5 minutes and allow the sanitizer to drain. Do no rinse equipment with water after treatment.

EGG WASHING:

This product is recommended for use in commercial egg washing treatments and hatching egg washing treatments.

The eggs should be washed in a continuous operation and shall be completed as rapidly as possible. The eggs shall not be allowed to stand or soak in water. Immersion-type washer shall not be used. After washing, the eggs shall be spray rinsed with the sanitizing solution. At intervals during use, this product should be added to the circulating spray rinse solution to maintain 100 ppm (mg/L) available chlorine.

CLEARON CORP.
95 MacCORKLE AVENUE, SW
SOUTH CHARLESTON, WV 25303
Tel: (304) 746-3000

EPA REG. NO. 69470-20
EPA EST. NO. _____

[Made and Printed in U.S.A.]

CDB Clearon® is a registered trademark of Clearon Corp

NET WT. _____ Lbs.

