

69117-1

1-16-2002

1/8

Please read instructions on reverse before completing form.

Form Approved. OMB No. 2070-0060

United States Environmental Protection Agency 401 M Street, S.W. Washington, DC 20460-0001	<input type="checkbox"/> Registration <input type="checkbox"/> Amendment <input checked="" type="checkbox"/> Other	OPP Identifier Number
--	--	-----------------------

Application for Pesticide – Section I

1. Company/Product Number EPA Reg. No. 69117-1	2. EPA Product Manager Dani Daniel	3. Proposed Classification <input checked="" type="checkbox"/> None <input type="checkbox"/> Restricted
4. Company/ Product (Name) Pointer Insecticide	PM #	
5. Name and Address of Applicant (Include ZIP Code) ArborSystems, LLC c/o RegWest Company 30856 Rocky Road Greeley, CO 80631-9375	6. Expedited Review. In accordance with FIFRA Section 3(c)(3)(b)(i) my product is similar or identical in composition and labeling to: EPA Reg. No. _____ Product Name _____	
<input type="checkbox"/> Check if this is a new address		

Section – II

<input type="checkbox"/> Amendment – Explain below.	<input type="checkbox"/> Final printed labels in response to Agency NOTIFICATION
<input type="checkbox"/> Resubmission in response to Agency letter dated _____	<input type="checkbox"/> "Me Too" Application.
<input checked="" type="checkbox"/> Notification – Explain below.	<input type="checkbox"/> Other – Explain below.

JAN 16 2002

Explanation: Use additional page(s) if necessary. (For Section I and Section II.)


**Submit label revision notification per PR Notice 98-10
to add the descriptive term "Tree Injection" as a bullet point to the homeowner labeling.**

This notification is consistent with the provisions of PR Notice 98-10 and EPA regulations at 40 CFR § 152.46, and no other changes have been made to the labeling or the confidential statement of formula of this product. I understand that it is a violation of 18 U.S.C. Sec. 1001 to willfully make any false statement to the EPA. I further understand that if this notification is not consistent with the terms of PR Notice 98-10 and 40 CFR § 152.46 this product may be in violation of FIFRA and I may be subject to enforcement action and penalties under sections 12 and 14 of FIFRA.

Section – III

1. Material This Product Will Be Packaged In:			
Child Resistant Packaging <input type="checkbox"/> Yes* <input type="checkbox"/> No	Unit Packaging <input type="checkbox"/> Yes <input type="checkbox"/> No	Water Soluble Packaging <input type="checkbox"/> Yes <input type="checkbox"/> No	2. Type of Container <input type="checkbox"/> Metal <input type="checkbox"/> Plastic <input type="checkbox"/> Glass <input type="checkbox"/> Paper <input type="checkbox"/> Other (Specify): _____
*Certification must be submitted		If "Yes" Unit Packaging Wgt.	No. Per Container
		If "Yes" Packaging Wgt.	No. Per Container
3. Location of Net Contents Information <input type="checkbox"/> Label <input type="checkbox"/> Container		4. Size(s) Retail Container	
		5. Location of Label Directions <input type="checkbox"/> On Label <input type="checkbox"/> On Labeling Accompanying Product	
6. Manner in Which Label is Affixed to Product		<input type="checkbox"/> Lithograph <input type="checkbox"/> Stenciled <input type="checkbox"/> Paper glued <input type="checkbox"/> Other _____	

Section - IV

1. Contact Point (Complete items directly below for identification of individual to be contacted, if necessary, to process this application).		
Name Kim Davis, CC, APC	Title Consultant/Agent	Telephone No. (Include Area Code) (970) 353-0611
Certification I certify that the statements I have made on this form and all attachments thereto are true, accurate and complete. I acknowledge that any knowingly false or misleading statement may be punishable by fine or imprisonment or both under applicable law.		6. Date Application Received (Stamped)
2. Signature 	3. Title Consultant/Agent	
4. Typed Name Kim Davis, CC, APC	5. Date November 3, 2001	

2/8

POINTER™ INSECTICIDE

For Systemic Insect Control on Landscape Ornamentals
and Interior Plantscapes

NOTIFICATION

[Tree Injection]
[Convenient, Easy-to-Use]
[Premeasured Doses]

JAN 16 2002

Controls [Choose from Listed Pests]

{Listed Pests:} Adelgids, Armored Scales (suppression), Aphids, Elm Leaf Beetles,
Black Vine Weevil Larvae, Eucalyptus Longhorned Borer, Flathead Borers
(including Bronze Birch Borer and Alder-Birch Borer), Japanese Beetles, Lacebugs, Leafhoppers,
Leafminers, Mealybugs, Sawfly Larvae, Pine Tip Moth Larvae, Psyllids, Royal Palm Bugs, Soft Scale
Insects, Thrips (Suppression), White Grub Larvae (such as Japanese Beetle Larvae, Chafers,
Phyllophaga spp.,
Asiatic Garden Beetle and Oriental Beetle) and Whiteflies
On All Types of Ornamental Trees

Active Ingredient:

Imidacloprid (CAS No. 138261-41-3)	5%
Other Ingredients	<u>95%</u>
Total	100%

Contains 6 grams (0.2 oz.) active ingredient per 120 ml (4 oz.) bottle.

Keep Out of Reach of Children
WARNING
See below [outsert] [back panel] for additional
precautionary statements.

Net Wt. 4 oz. (120 ml)
[___ ampules, Net Wt. 0.36 oz. each, ___ oz. total]

EPA Reg. No. 69117-1 EPA Est. _____

[Sold by]
ArborSystems, LLC
P.O. Box 34645
Omaha, NE 68134

PRECAUTIONARY STATEMENTS
Hazards to Humans & Domestic Animals

WARNING: Harmful if swallowed, inhaled or absorbed through skin. Causes substantial but temporary eye injury. Do not get in eyes or on clothing. Wear safety glasses. Thoroughly wash with soap and water after handling. Remove contaminated clothing and wash clothing before reuse.

First Aid

If Swallowed	<ul style="list-style-type: none"> • Immediately call a poison control center or doctor for treatment advice. • Have person sip a glass of water if able to swallow. • Do not induce vomiting unless told to do so by the poison control center or doctor. • Do not give anything by mouth to an unconscious person.
If Inhaled	<ul style="list-style-type: none"> • Move person to fresh air. • If person is not breathing, call 911 or an ambulance, then give artificial respiration, preferably by mouth-to-mouth, if possible. • Call a poison control center or doctor for further treatment advice.
If on Skin or Clothing	<ul style="list-style-type: none"> • Take off contaminated clothing. • Immediately rinse skin with plenty of water for 15-20 minutes. • Call a poison control center or doctor for treatment advice.
If in Eyes	<ul style="list-style-type: none"> • Hold eye open and rinse slowly and gently with water for 15-20 minutes. • Remove contact lenses, if present, after the first 5 minutes, then continue rinsing eye. • Call a poison control center or doctor for treatment advice.

Have the product container or label with you when calling a poison control center or doctor, or going for treatment. You may also contact 1-800-698-4641 for emergency medical treatment information.

{Note: The First Aid statements' grid format will be used if market label space permits; otherwise a paragraph format will be used.}

Environmental Hazards

This product is highly toxic to fish and aquatic invertebrates. Do not apply directly to water, to areas where surface water is present or to intertidal areas below the mean high water mark. Do not contaminate water when disposing of equipment washwaters. This product is highly toxic to bees exposed to direct treatment or residues on blooming plants or weeds. Do not apply this product or allow it to drift to blooming plants or weeds if bees are visiting the treatment area.

For assistance, contact ArborSystems at 402-339-4459

{Professional Use Label}

DIRECTIONS FOR USE

It is a violation of Federal law to use this product in a manner inconsistent with its labeling.

Storage and Disposal

Do not contaminate water, food or feed by storage or disposal.

Pesticide Storage: Store above 65°F in a cool, dry place and in such a manner as to prevent cross contamination with fertilizers, food, feed and other pesticides. Store in original container out of reach of children, preferably in a locked storage area. **Disposal:** Do not reuse empty container; wrap and put in trash.

GENERAL INFORMATION

Do not Apply to Food Bearing Plants

ArborSystems Injection System using the Patented Wedgle™ Tip and WedgeChek™

The ArborSystems injection system injects pesticides or micronutrients into a tree with minimal wounding. The system injects chemicals into the area of bark separation where the chemical can actively be transferred to other parts of the tree. Spring through late summer is the ideal time for injection. Injections made during the spring or summer will be more successful than waiting until the fall. Specifically, each tree needs to be inspected. The bark needs to be pliable and that depends upon local weather conditions.

Note: When using Pointer™ Insecticide, the ArborSystems injection system must be cleaned periodically to prevent clogging.

How to Use the ArborSystems Injection System

1. Use protective eyewear and rubber or neoprene gloves when handling or installing the ArborSystems injection system.

2. Remove the small tab on top of the bottle and attach the bottle of chemical to the injector gun.
3. Attach the Wedgle™ Tip to the injector gun. Make sure the small hole in the tip is pointing straight up. Set the delivery volume on the syringe to 1 ml or ½ ml, as appropriate.
4. Determine the thickness of the bark. Insert the Wedgle™ Tip into the fissure or valley of the tree. If the tip penetrates more than the length of a WedgeChek™, the injection will be made in the fissure. If the tip penetrates less than the length of a WedgeChek™, the injection will be made through the tight outer bark of the tree.
5. Insert the WedgeChek™ punch into the tree. Rotate the punch to separate the core from the tree bark and remove the punch from the tree. Squeeze the trigger to remove the bark core and make sure the removed core is as long as the WedgeChek™. Repeat this step while moving around the circumference of the tree. Be sure to follow the label directions on the chemical bottle outsert to determine how many injection sites are needed on any given tree. Usually this is approximately 1 injection for every 4 to 6 inches of circumference.
6. Put the WedgeChek™ on the Wedgle™ Tip, prior to inserting the tip into the tree.
7. Using a straight motion insert the Wedgle™ Tip into the tree until it stops against the wood. This will usually be about ½" on Elms, shorter on crabapple, oak and sycamore trees. As the tip is pushed into the tree, the WedgleTip™ cuts through the WedgeChek™ and the blunt-edged tip automatically stops when it reaches the wood.
8. Using a smooth motion, firmly squeeze both handles at the same time. This motion allows the bark to separate and the chemical to be deposited into the area. The WedgeChek™ plugs the hole, allowing the chemical to remain in the tree.
9. Slowly withdraw the tip and repeat this step while moving around the circumference of the tree.
10. Move laterally and make the next injection until the entire tree trunk has been treated. The WedgeCheks™ may be left in the tree and used to inject the tree the following year.

Pests Controlled	Dosage
Adelgids, Armored Scales (suppression), Aphids, Elm Leaf Beetles, Black Vine Weevil Larvae, Eucalyptus Longhorned Borer, Flatheaded Borers (including bronze birch borer and alder-birch borer), Japanese Beetles, Lacebugs, Leafhoppers, Leafminers, Mealybugs, Sawfly Larvae, Pine Tip Moth Larvae, Psyllids, Royal Palm Bugs, Soft Scale Insects, Thrips (suppression), White Grub Larvae (such as Japanese beetle larvae, Chafers, <i>Phyllophaga</i> spp., Asiatic Garden Beetle and Oriental Beetle) and Whiteflies.	1 ml per 4 to 6" of trunk circumference. Note: Depending on type of bark, the dosage per injection site may have to be reduced to ½ ml per site and the number of injection sites doubled.



Cross-section of tree showing
Wedgle™ Tip and WedgeChek™

{Domestic/Homeowner Use Label – Ampules}

DIRECTIONS FOR USE

It is a violation of Federal law to use this product in a manner inconsistent with its labeling.

Storage and Disposal

Storage: Store above 65°F in a cool, dry place and in such a manner as to prevent cross contamination with fertilizers, food, feed and other pesticides. Store in original container out of reach of children, preferably in a locked storage area.
Disposal: Do not reuse empty container; wrap and put in trash.

GENERAL INFORMATION

Tree Insecticide Injectors

Do not Apply to Food Bearing Plants

This product contains an insecticide that is injected into holes drilled into the tree trunk at the flare of the tree. The insecticide controls Adelgids, Armored Scales (suppression), Aphids, Elm Leaf Beetles, Black Vine Weevil Larvae, Eucalyptus Longhorned Borer, Flatheaded Borers (including bronze birch borer and alder-birch borer), Japanese Beetles, Lacebugs, Leafhoppers, Leafminers, Mealybugs, Pine Tip Moth Larvae, Psyllids, Royal Palm Bugs, Soft Scale Insects,

Sawfly Larvae, Thrips (suppression), White Grub Larvae (such as Japanese beetle larvae, Chafers, *Phyllophaga* spp., Asiatic Garden Beetle and Oriental Beetle) and Whiteflies on all types of ornamental trees. The pre-measured doses are convenient and easy to use.

{Illustration of measuring tree}	{Illustration of tree and drilling hole}	{Illustration of product application}
Tools: Tape measure and 3/8" drill. Dosage: Measure the circumference of the tree trunk at 4 feet above the ground. You will need one ampule (0.36 oz.) for every four to six inches of circumference.	Instructions: Drill 1/2" deep holes into the tree at the flare of the tree. Drill the holes at a downward slant (about 45°). Evenly space the holes around the tree. Use only a clean, sharp drill bit. Brad point drill bits are best.	Use rubber or neoprene gloves when handling this product. Cut off the tip and squeeze the chemical into the holes. Use one ampule for each hole.

Treatments are more effective early in the growing season. Injections to conifers may be either slow in uptake or have no uptake at all.

Note: Holes drilled in a tree are wounds. Do not drill holes (three-eighths (3/8) inch and larger at 3-inch spacing) in a tree more than once a year or more than two consecutive years.

{Professional Use and Domestic/Homeowner Use Labels}

Notice of Warranty

ArborSystems, LLC warrants that this product conforms to the chemical description on the label and is reasonably fit for use under average conditions when used strictly in accordance with the directions on the labeling. ArborSystems, LLC does not make or authorize any agent or representative to make any other warranty, guarantee or representation, express or implied, concerning this product.

For assistance contact

ArborSystems, LLC

P.O. Box 34645 Omaha, NE 68134

Toll-Free 1-800-698-4641 Phone (402) 339-4459 FAX (402) 339-5011

www.arborsystemsllc.com

Pointer™, Wedgle™ Tip and WedgeChek™ are registered trademarks of ArborSystems, LLC

Wedge™ Tip is protected by U.S. Patent #5,239,773

WedgeChek™ is protected by U.S. Patent #5,797,215

6/8

POINTER™

Insecticide

- Tree Injection
- Systemic Insect Control on Landscapes, Ornamentals and Interior Plants
- Convenient, Easy-to-use
- Pre-measured Doses


Controls Adelgids, Aphids, Elm Leaf Beetles, Flathead Borers, Japanese Beetles, Leafhoppers, Leafminers, Mealybugs, Psyllids, Soft Scale Insects, Whiteflies and Other Listed Insects on all types of ornamental trees.

DO NOT APPLY TO FOOD-BEARING TREES

ACTIVE INGREDIENT:
Imidacloprid (CAS No. 138261-25-3)

OTHER INGREDIENTS:

EPA Reg. No. 69117-1 EPA Est. 5429241



Keep Out of Reach of Children

WARNING

See back panel for additional precautionary statements.

7/8

**POINTER™
Insecticide**



**12
ampules**

Net Wt. 0.36 oz. each
4.32 oz. total

DIRECTIONS FOR USE

It is a violation of Federal law to use this product in a manner inconsistent with its label.

STORAGE AND DISPOSAL

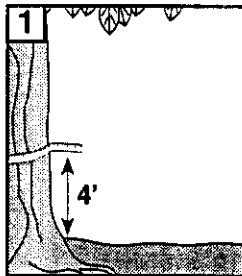
Storage: Store above 65°F in a cool, dry place and in such a manner as to prevent cross contamination with fertilizers, food, feed and other pesticides. Store in original container out of reach of children, preferably in a locked storage area. **Disposal:** Do not reuse empty container; wrap and put in trash.

GENERAL INFORMATION

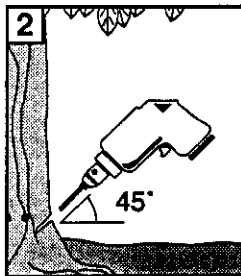
Tree Insecticide Injectors

Do Not Apply to Food Bearing Plants


This product contains an insecticide that is injected into holes drilled into the tree trunk at the flare of the tree. The insecticide controls Adelgids, Armored Scales (suppression), Aphids, Elm Leaf Beetles, Black Vine Weevil Larvae, Eucalyptus Longhorned Borer, Flathead Borers (including Bronze Birch Borer and Alder-Birch Borer), Japanese Beetles, Lacebugs, Leafhoppers, Leafminers, Mealybugs, Pine Tip Moth Larvae, Psyllids, Royal Palm Bugs, Sawfly Larvae, Soft Scale Insects, Thrips (suppression), White Grub Larvae (such as Japanese Beetle Larvae, Chafer, *Phyllophaga* spp., Asiatic Garden Beetle and Oriental Beetle) and Whiteflies on all types of ornamental trees. The pre-measured doses are convenient and easy to use.



TOOLS: Tape measure and 3/8" drill.
DOSAGE: Measure the circumference of the tree trunk at 4 feet above the ground. You will need one ampule (0.36 oz.) for every four to six inches of circumference.



INSTRUCTIONS: Drill 1/2" deep holes into the tree at the flare of the tree. Drill the holes at a downward slant (about 45°). Evenly space the holes around the tree. Use only a clean, sharp drill bit. Brad point drill bits are best.



Use rubber or neoprene gloves when handling this product. Cut off the tip and squeeze the chemical into the holes. Use one ampule for each hole.

Treatments are more effective early in the growing season. Injections to conifers may either be slow in uptake or have no uptake at all.

NOTE: Holes drilled in a tree are wounds. Do not drill holes (three eighths (3/8) inch and larger at 3 inch spacing) in a tree more than once a year or more than two consecutive years.

PRECAUTIONARY STATEMENTS

Hazards to Humans and Domestic Animals

WARNING: Harmful if swallowed, inhaled or absorbed through skin. Causes substantial but temporary eye injury. Do not get in eyes or on clothing. Wear safety glasses. Thoroughly wash with soap and water after handling. Remove contaminated clothing and wash clothing before reuse.

First Aid

If Swallowed: Immediately call a poison control center or doctor for treatment advice. Have person sip a glass of water if able to swallow. Do not induce vomiting unless told to do so by the poison control center or doctor. Do not give anything by mouth to an unconscious person. **If Inhaled:** Move person to fresh air. If person is not breathing, call 911 or an ambulance, then give artificial respiration, preferably by mouth-to-mouth, if possible. Call a poison control center or doctor for further treatment advice. **If on Skin or Clothing:** Take off contaminated clothing. Immediately rinse skin with plenty of water for 15-20 minutes. Call a poison control center or doctor for treatment advice. **If in Eyes:** Hold eye open and rinse slowly and gently with water for 15-20 minutes. Remove contact lenses, if present, after the first 5 minutes; then continue rinsing eye. Call a poison control center or doctor for treatment advice. Have the product container or label with you when calling a poison control center or doctor, or going for treatment. You may also contact 1-800-698-4641 for emergency medical treatment information.

Environmental Hazards

This product is highly toxic to fish and aquatic invertebrates. Do not apply directly to water, to areas where surface water is present or to intertidal areas below the mean high water mark. Do not contaminate water when disposing of equipment washwaters. This product is highly toxic to bees exposed to direct treatment or residues on blooming plants or weeds. Do not apply this product or allow it to drift to blooming plants or weeds if bees are visiting the treatment area.

NOTICE OF WARRANTY

ArborSystems, LLC warrants that this product conforms to the chemical description on the label and is reasonably fit for use under average conditions when used strictly in accordance with the directions on the labeling. ArborSystems, LLC does not make or authorize any agent or representative to make any other warranty, guarantee or representation, express or implied, concerning this product.



ArborSystems, LLC
Sold By
Arbor Systems, LLC
P.O. Box 34645
Omaha, NE 68134
www.arborsystemsllc.com

Distributed By
Lawn and Garden Products, Inc.
P.O. Box 35000
Fresno, CA 93745
www.montereylawngarden.com

8/8

**POINTER™
Insecticide**



Net Wt. 0.36 oz. each
2.16 oz. total

DIRECTIONS FOR USE

It is a violation of Federal law to use this product in a manner inconsistent with its label.

STORAGE AND DISPOSAL

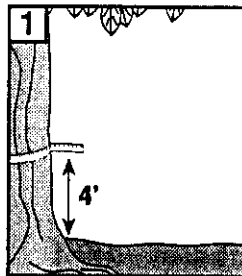
Storage: Store above 65°F in a cool, dry place and in such a manner as to prevent cross contamination with fertilizers, food, feed and other pesticides. Store in original container out of reach of children, preferably in a locked storage area. **Disposal:** Do not reuse empty container; wrap and put in trash.

GENERAL INFORMATION

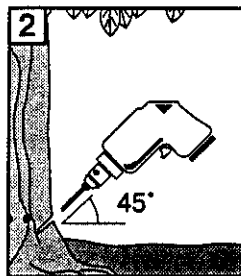
Tree Insecticide Injectors

Do Not Apply to Food Bearing Plants


This product contains an insecticide that is injected into holes drilled into the tree trunk at the flare of the tree. The insecticide controls Adelgids, Armored Scales (suppression), Aphids, Elm Leaf Beetles, Black Vine Weevil Larvae, Eucalyptus Longhorned Borer, Flathead Borers (including Bronze Birch Borer and Alder-Birch Borer), Japanese Beetles, Lacebugs, Leafhoppers, Leafminers, Mealybugs, Pine Tip Moth Larvae, Psyllids, Royal Palm Bugs, Sawfly Larvae, Soft Scale Insects, Thrips (suppression), White Grub Larvae (such as Japanese Beetle Larvae, Chafers, *Phyllophaga* spp., Asiatic Garden Beetle and Oriental Beetle) and Whiteflies on all types of ornamental trees. The pre-measured doses are convenient and easy to use.



TOOLS: Tape measure and 3/8" drill.
DOSAGE: Measure the circumference of the tree trunk at 4 feet above the ground. You will need one ampule (0.36 oz.) for every four to six inches of circumference.



INSTRUCTIONS: Drill 1/2" deep holes into the tree at the flare of the tree. Drill the holes at a downward slant (about 45°). Evenly space the holes around the tree. Use only a clean, sharp drill bit. Brad point drill bits are best.



Use rubber or neoprene gloves when handling this product.
Cut off the tip and squeeze the chemical into the holes. Use one ampule for each hole.

Treatments are more effective early in the growing season. Injections to conifers may either be slow in uptake or have no uptake at all.

NOTE: Holes drilled in a tree are wounds. Do not drill holes, three eighths (3/8) inch and larger at 3-inch spacing in a tree more than once a year or more than two consecutive years.

PRECAUTIONARY STATEMENTS

Hazards to Humans and Domestic Animals

WARNING: Harmful if swallowed, inhaled or absorbed through skin. Causes substantial but temporary eye injury. Do not get in eyes or on clothing. Wear safety glasses. Thoroughly wash with soap and water after handling. Remove contaminated clothing and wash clothing before reuse.

First Aid

If Swallowed: Immediately call a poison control center or doctor for treatment advice. Have person sip a glass of water if able to swallow. Do not induce vomiting unless told to do so by the poison control center or doctor. Do not give anything by mouth to an unconscious person. **If Inhaled:** Move person to fresh air. If person is not breathing, call 911 or an ambulance, then give artificial respiration, preferably by mouth-to-mouth, if possible. Call a poison control center or doctor for further treatment advice. **If on Skin or Clothing:** Take off contaminated clothing. Immediately rinse skin with plenty of water for 15-20 minutes. Call a poison control center or doctor for treatment advice. **If In Eyes:** Hold eye open and rinse slowly and gently with water for 15-20 minutes. Remove contact lenses, if present, after the first 5 minutes, then continue rinsing eye. Call a poison control center or doctor for treatment advice. Have the product container or label with you when calling a poison control center or doctor, or going for treatment. You may also contact 1-800-678-4641 for emergency medical treatment information.

Environmental Hazards

This product is highly toxic to fish and aquatic invertebrates. Do not apply directly to water, to areas where surface water is present or to intertidal areas below the mean high water mark. Do not contaminate water when disposing of equipment washwaters. This product is highly toxic to bees exposed to direct treatment or residues on blooming plants or weeds. Do not apply this product or allow it to drift to blooming plants or weeds if bees are visiting the treatment area.

NOTICE OF WARRANTY

ArborSystems, LLC warrants that this product conforms to the chemical description on the label and is reasonably fit for use under average conditions when used strictly in accordance with the directions on the labeling. ArborSystems, LLC does not make or authorize any agent or representative to make any other warranty, guarantee or representation, express or implied, concerning this product.



FPO



0 22179 10122 7



Sold By
Arbor Systems, LLC
P.O. Box 34645
Omaha, NE 68134
www.arborsystemsllc.com

Distributed By
Lawn and Garden Products, Inc.
P.O. Box 35000
Fresno, CA 93745
www.montereylawnandgarden.com