

[bottle label]

SPI HORSE SPRAY

PLEASANTLY SCENTED WITH OIL OF CITRONELLA

KILLS AND REPELS:

STABLE FLIES, HORSE FLIES, DEER FLIES, FACE FLIES,
HOUSE FLIES, HORN FLIES, MOSQUITOS AND GNATS

ALSO FOR USE AS A GROOMING AID AND COAT
CONDITIONER

ACTIVE INGREDIENTS:

Pyrethrins..... 0.1%
Piperonyl Butoxide, Technical..... 1.0%
Butoxypolypropylene Glycol 15.0%
INERT INGREDIENTS..... 83.9%

100.0%

*Equivalent to 0.8% (butyl carbityl) (6-propylpiperonyl) ether and
0.2% related compounds.

**Contains petroleum Distillates.

KEEP OUT OF REACH OF CHILDREN

CAUTION

See Side Panel for Additional Precautionary Statements

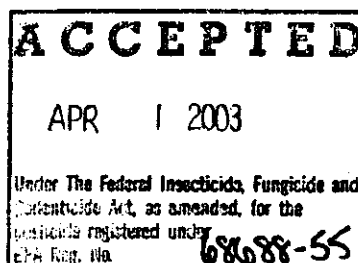
MANUFACTURED BY
SPEER PRODUCTS

P.O. BOX 18993
MEMPHIS, TN 38181-0993

NET CONTENTS :

FL. OZ.

E.P.A. Registration Number 68688-55
E.P.A. Establishment Number 11715-TN-1



PRECAUTIONARY STATEMENTS HAZARDS TO HUMANS & DOMESTIC ANIMALS CAUTION

Harmful if swallowed. Remove or cover exposed foods before spraying.
Do not apply to dairy animals or food animals. Not for use on horses
intended for food.

FIRST AID	
IF SWALLOWED:	<ul style="list-style-type: none">• Immediately call a poison control center or doctor.• Do not induce vomiting unless told to do so by a poison control center or doctor.• Do not give any liquid to the person.• Do not give anything by mouth to an unconscious person.
HOT LINE NUMBER	
Have the product container or label with you when calling a poison control center or doctor, or going for treatment. You may also contact 1-877-757-4943 for emergency medical treatment information.	
NOTE OT PHYSICIAN: Contains petroleum distillate-vomiting may cause aspiration pneumonia.	

ENVIRONMENTAL HAZARDS

This product is extremely toxic to fish. Do not apply directly to water. Do not contaminate water when disposing of equipment washwater.

PHYSICAL OR CHEMICAL HAZARDS

Do not use or store near heat or open flame.

Buyer assumes all risk of use, storage or handling of this product not in strict accordance with directions.

STORAGE AND DISPOSAL

Do not contaminate water, food or feed by storage or disposal.

STORAGE: Store in original container inaccessible to children and pets.
DISPOSAL: If empty: Do not reuse this container. Place in trash or offer for recycling if available. If partly filled: Call your local solid waste agency or 1-800-CLEANUP for disposal instructions. Never place unused product down any indoor or outdoor drain.

68688-55

04/01/2003

1/3

DIRECTIONS FOR USE

It is a violation of Federal law to use this product in a manner inconsistent with its labeling.

SPI HORSE SPRAY has been especially developed for use on horses. It provides a protective hair coating against flies while imparting a high sheen to the hair when brushed out. 1 to 2 ounces perhead per day gives adequate protection. Apply by either soft cloth or fine spray mist.

USE TO WIPE ON:

First, brush animal to remove dirt and dust. Moisten (but do not wet to the point of dripping) a soft cloth and rub over the hair. It is best to apply by rubbing against hair growth. Give special attention to legs, shoulders, shanks, neck and facial areas where flies are most often seen. Only a light application is needed. Avoid using an excess amount on your horses. Do not wet skin.

After application, brush out thoroughly to bring out bright sheen on the coat.

Repeat daily or as required.

USE AS A SPRAY:

SPI HORSE SPRAY may be applied as a fine spray mist to stable area and over and around stabled horses for fast paralysis and kill of flies. Do not wet horse's skin or exceed two ounces per application.


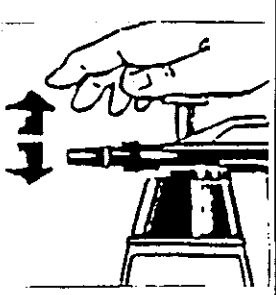

This product can be used with the SPI Pump-Up Sprayer. Read all instructions on the sprayer before using this product.


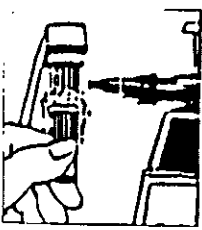
[label to be attached to the pump-up sprayer.]

SPI PUMP-UP SPRAYER

FOR USE WITH SPI HORSE SPRAY. READ ALL DIRECTIONS ON THE BOTTLE LABEL BEFORE BEGINNING USE OF THE SPI PUMP-UP SPRAYER.

Directions for using the Pump-Up Sprayer:

	1. Invert the bottle and shake for 30 seconds. Next unscrew the red sprayer head and fill the sprayer with SPI Horse Spray. Save the empty bottle and cap for storage of unused product or later disposal. Do not fill the sprayer with more than 30 fluid ounces of product or pumping will become difficult.
	2. Screw the sprayer head snugly on to ensure an air tight seal, but do not over-tighten or the sprayer may crack. Pump the sprayer 10 - 20 full strokes if it is full (30 fl. oz.). More pumping will be needed if the sprayer is partially filled. Do not over-pressurize the sprayer. Maintain pressure by pumping occasionally during use.
	3. Begin spraying by pressing the white trigger. Adjust the white nozzle to deliver a coarse wet spray by turning it open approximately 2 full turns from tightly closed. Do not open nozzle more than 3 full turns or it may come off during use. Apply the product according to the directions on the bottle label.

	4. When finished spraying, release pressure by slowly unscrewing the red sprayer head. Pour any unused SPI HORSE SPRAY back into the original container. To keep sprayer in working order, do not store SPI HORSE SPRAY in the sprayer. Do not leave pressurized. Discard empty bottles or unused spray according to the directions on the bottle label.
	5. Rinse sprayer thoroughly with clean water, then fill with warm water. Reassemble pump to pressurize and spray to clear tubes, trigger and nozzle. Unscrew the white nozzle completely and hold under strong water spray to clear. Use petroleum jelly to lightly lubricate moving parts and exposed rubber parts. Store in a dry location. Protect from freezing.

c:\mspub\vsr55.pub (6/1/95)(11/19/02 NOTIF.2001-1&6)