



U.S. ENVIRONMENTAL PROTECTION AGENCY  
Office of Pesticide Programs  
Registration Division (H7505C)  
401 "M" St., S.W.  
Washington, D.C. 20460

EPA Reg.  
Number:

68688-55

Date of Issuance:

1 JUN 1995

NOTICE OF PESTICIDE:  
  X   Registration  
      Reregistration

(under FIFRA, as amended)

Term of Issuance:

Conditional

Name of Pesticide Product: SPI  
Horse Spray

Name and Address of Registrant (include ZIP Code):

Speer Products  
P.O. Box 18993  
Memphis, TN 38181-0993  
Attention: Bill Washburn

Note: Changes in labeling differing in substance from that accepted in connection with this registration must be submitted to and accepted by the Registration Division prior to use of the label in commerce. In any correspondence on this product always refer to the above EPA registration number.

On the basis of information furnished by the registrant, the above named pesticide is hereby registered/reregistered under the Federal Insecticide, Fungicide and Rodenticide Act.

Registration is in no way to be construed as an endorsement or recommendation of this product by the Agency. In order to protect health and the environment, the Administrator, on his motion, may at any time suspend or cancel the registration of a pesticide in accordance with the Act. The acceptance of any name in connection with the registration of a product under this Act is not to be construed as giving the registrant a right to exclusive use of the name or to its use if it has been covered by others.

This product is conditionally registered in accordance with FIFRA sec. 3(c)(7)(A) provided that you:

1. Submit and/or cite all data required for registration/reregistration of your product under FIFRA sec. 3(c)(5) when the Agency requires all registrants of similar products to submit such data; and submit acceptable responses required for reregistration of your product under FIFRA section 4.

2. Make the following label changes:

- a. Revise the EPA Registration Number to read, "EPA Reg. No. 68688-55".
- b. Correct the following misspellings:
  - from pleaseantly to pleasantly
  - from Piperonyl Butoxide, Tecnhical to Technical
- c. Add "or food animals." to the end of the sentence "Do not apply to dairy animals."

Signature of Approving Official:

15/  
Richard P. Keigwin, Jr., PM-10

Date:

1 JUN 1995

EPA Form 8570-6

BEST COPY AVAILABLE

195'

d. Add "extremely" as follows. "This product is extremely toxic to fish."

3. Submit two copies of the revised final printed label for the record.

If these conditions are not complied with, the registration will be subject to cancellation in accordance with FIFRA sec. 6(e). Your release for shipment of the product constitutes acceptance of these conditions.

A stamped copy of the label is enclosed for your records.

[ bottle label]

## SPI HORSE SPRAY

PLEASEANTLY SCENTED WITH OIL OF CITRONELLA

### KILLS AND REPELS:

STABLE FLIES, HORSE FLIES, DEER FLIES, FACE FLIES, HOUSE  
FLIES, HORN FLIES, MOSQUITES AND GNATS

ALSO FOR USE AS A GROOMING AID AND COAT CONDITIONER

#### Active Ingredients:

Pyrethrins .....	0.1%
Piperonyl Butoxide, Technical.....	1.0%
Butoxypolypropylene Glycol .....	15.0%
INERT INGREDIENTS. ....	83.9%
	100.0%

\*Equivalent to 0.8% (butyl carbityl) (6-propylpiperonyl) ether and  
0.2% related compounds.

\*\*Contains petroleum Distillates.

**KEEP OUT OF REACH OF CHILDREN**

### CAUTION

SEE SIDE PANEL FOR ADDITIONAL PRECAUTIONARY  
STATEMENTS

NET CONTENTS: \_\_\_\_\_ fl. oz.

E.P.A. Registration Number 68688-Not Yet Assigned

E.P.A. Establishment Number 11715-TN-1

Manufactured By  
SPEER PRODUCTS  
P.O. BOX 18993  
MEMPHIS, TN 38181-9993

### PRECAUTIONARY STATEMENT HAZARDS TO HUMANS & DOMESTIC ANIMALS CAUTION

Harmful if swallowed. Remove or cover exposed foods  
not apply to dairy animals. Not for use on horses inten

### ENVIRONMENTAL HAZARD

This product is toxic to fish. Do not apply directly to v  
contaminate water when disposing of equipment wash

### PHYSICAL OR CHEMICAL HAZARD

Do not use or store near heat or open flame.  
Buyer assumes all risk of use, storage or handling of th  
accordance with directions.

### STORAGE AND DISPOSAL

Do not contaminate water, food or feed by storage or d  
**PESTICIDE STORAGE AND SPILL PROCEDURE:** Store at  
room temperatures. In case of spill or leakage, soak up  
material such as sand, sawdust, earth, fuller's earth, et  
chemical waste.

**PESTICIDE DISPOSAL:** Wastes resulting from the  
be disposed of on site or at an approved waste disposal

**CONTAINER DISPOSAL:** Triple rinse (or equivalent)  
recycling or reconditioning, or puncture and dispose o  
or by other State and local procedures.

### CONTAINERS ONE GALLON AND SMALLER:

**STORAGE:** Store in original container inaccessible to

**DISPOSAL:** Do not reuse container. Wrap and discard

#### STATEMENT OF PRACTICAL TREATMENT

- If swallowed:** Do not induce vomiting unless directed by a physician. Petroleum distillate may cause aspiration. Contact a physician immediately.
- If In Eyes:** Flush eyes with plenty of water. Contact a physician if irritation persists.
- If inhaled:** Remove victim to fresh air. Apply artificial respiration if indicated.
- If On Skin:** Remove contaminated clothing and wash affected areas with plenty of soap and water.

#### DIRECTIONS FOR USE

It is a violation of Federal law to use this product in a manner inconsistent with its labeling.

**SPI HORSE SPRAY** has been especially developed for use on horses. It provides a protective hair coating against flies while imparting a high sheen to the hair when brushed out. 1 to 2 ounces perhead per day gives adequate protection. Apply by either soft cloth or fine spray mist.

#### USE TO WIPE ON:

First, brush animal to remove dirt and dust. Moisten (but do not wet to the point of dripping) a soft cloth and rub over the hair. It is best to apply by rubbing against hair growth. Give special attention to legs, shoulders, shanks, neck and facial areas where flies are most often seen. Only a light application is needed. Avoid using an excess amount on your horses. Do not wet skin.

After application, brush out thoroughly to bring out bright sheen on the coat. Repeat daily or as required.

#### USE AS A SPRAY:

**SPI HORSE SPRAY** may be applied as a fine spray mist to stable area and over and around stabled horses for fast paralysis and kill of flies. Do not wet horse's skin or exceed two ounces per application.

This product can be used with the SPI Pump-Up Sprayer. Read all instructions on the sprayer before using this product.


c:\mspub\spipump pub (04/04/95)

[ label to be attached to the pump-up sprayer.]

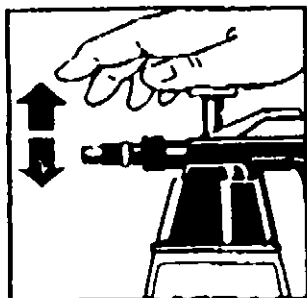
## SPI PUMP-UP SPRAYER

For use with SPI Horse Spray. Read all directions on the bottle label before beginning use of the SPI Pump-Up Sprayer.


### Directions for using the Pump-Up Sprayer:



1. Invert the bottle and shake for 30 seconds. Next unscrew the red sprayer head and fill the sprayer with SPI Horse Spray. Save the empty bottle and cap for storage of unused product or later disposal. Do not fill the sprayer with more than 30 fluid ounces of product or pumping will become difficult.



2. Screw the sprayer head snugly on to ensure an air tight seal, but do not over-tighten or the sprayer may crack. Pump the sprayer 10 - 20 full strokes if it is full (30 fl. oz.). More pumping will be needed if the sprayer is partially filled. Do not over-pressurize the sprayer. Maintain pressure by pumping occasionally during use.



3. Begin spraying by pressing the white trigger. Adjust the white nozzle to deliver a coarse wet spray by turning it open approximately 2 full turns from tightly closed. Do not open nozzle more than 3 full turns or it may come off during use. Apply the product according to the directions on the bottle label.



4. When finished spraying, release pressure by slowly unscrewing the red sprayer head. Pour any unused SPI HORSE SPRAY back into the original container. To keep sprayer in working order, do not store SPI HORSE SPRAY in the sprayer. Do not leave pressurized. Discard empty bottles or unused spray according to the directions on the bottle label.



5. Rinse sprayer thoroughly with clean water, then fill with warm water. Reassemble, pump to pressurize and spray to clear tubes, trigger and nozzle. Unscrew the white nozzle completely and hold under strong water spray to clear. Use petroleum jelly to lightly lubricate moving parts and exposed rubber parts. Store in a dry location. Protect from freezing.

c:\mspub\spipump.pub (04/04/95)