


67760-93

02/04/2009

1/23

U.S. ENVIRONMENTAL PROTECTION  
AGENCYOffice of Pesticide Programs  
Registration Division (7505P)  
Ariel Rios Building  
1200 Pennsylvania Ave., NW  
Washington, D.C. 20460

EPA Reg. Number:

67760-93

Date of Issuance:

4 FEB 2009

## NOTICE OF PESTICIDE:

☒ Registration  
☐ Reregistration  
(under FIFRA, as amended)

Term of Issuance:

conditional

Name of Pesticide Product:

Cheminova Fomesafen 2.0  
Herbicide

Name and Address of Registrant (include ZIP Code):

Cheminova, Inc.  
1700 Route 23  
Suite 300  
Wayne, NJ 07470

Note: Changes in labeling differing in substance from that accepted in connection with this registration must be submitted to and accepted by the Registration Division prior to use of the label in commerce. In any correspondence on this product always refer to the above EPA registration number.

On the basis of information furnished by the registrant, the above named pesticide is hereby registered/reregistered under the Federal Insecticide, Fungicide and Rodenticide Act. Registration is in no way to be construed as an endorsement or recommendation of this product by the Agency. In order to protect health and the environment, the Administrator, on his motion, may at any time suspend or cancel the registration of a pesticide in accordance with the Act. The acceptance of any name in connection with the registration of a product under this Act is not to be construed as giving the registrant a right to exclusive use of the name or to its use if it has been covered by others.

This product is conditionally registered in accordance with FIFRA sec. 3(c)(7)(A) provided that you:

1. Submit and/or cite all data required for registration/reregistration review of your product when the Agency requires all registrants of similar products to submit data.
2. Submit the data listed below within one year of the date on this registration notice:
  - a. Storage Stability (830.6317) and Corrosion Characteristics (830.6320) studies.
  - b. Additional data required for product identity, certified limits, and enforcement method – Guidelines 830.1550, 830.1750, and 830.1800, respectively.
  - c. Enforcement analytical method, described as "Product Safety Laboratory Study #24110".
3. Make the following label changes:
  - a. Revise the EPA Registration Number to read, "EPA Reg. No. 67760-93."

Signature of Approving Official:

Joanne I. Miller  
Product Manager 23  
Herbicide Branch  
Registration Division (7505P)

Date:

4 FEB 2009

Submit one copy of the revised final printed label for the record.

If these conditions are not complied with, the registration will be subject to cancellation in accordance with FIFRA sec. 6(e). Your release for shipment of the product constitutes acceptance of these conditions.

A stamped copy of the label is enclosed for your records.

# Cheminova Fomesafen 2.0 Herbicide

3/23

## ACTIVE INGREDIENT:

Sodium salt of fomesafen: 5- [2-chloro-4-(trifluoromethyl)phenoxy]-  
N-(methylsulfonyl)-2-nitrobenzamide ..... 22.8%

OTHER INGREDIENTS: ..... 77.2%

TOTAL: ..... 100.0%

Equivalent to 21.7% or 2 pounds fomesafen active ingredient per gallon.

## KEEP OUT OF REACH OF CHILDREN WARNING/AVISO

Si usted no entiende la etiqueta, busque a alguien para que se la explique a usted en detalle. (If you do not understand the label, find someone to explain it to you in detail.)

**IN CASE OF A MEDICAL EMERGENCY INVOLVING THIS PRODUCT, CALL  
TOLL FREE, DAY OR NIGHT 1-866-303-6950**

Read the entire label before using this product.

Use only according to label instructions.

Read the WARRANTY DISCLAIMER, INHERENT RISKS OF USE, and LIMITATION OF REMEDIES before buying or using.

If terms are not acceptable, return product unopened without delay.

SEE LABEL BOOKLET FOR ADDITIONAL PRECAUTIONARY STATEMENTS AND USE DIRECTIONS.

EPA Reg. No. 67760-

EPA Est. No.

## Net contents:

Cheminova, Inc..  
1700 Route 23  
Suite 300  
Wayne, NJ 07470  
[www.cheminova.us.com](http://www.cheminova.us.com)

**ACCEPTED**  
**with COMMENTS**  
In EPA Letter Dated:

**4 FEB 2009**

Under the Federal Insecticide,  
Fungicide, and Rodenticide Act  
as amended, for the pesticide  
registered under EPA Reg. No.

67760-93

4/23

FIRST AID	
If in eyes	<ul style="list-style-type: none"> <li>• Hold eye open and rinse slowly and gently with water for 15-20 minutes.</li> <li>• Remove contact lenses, if present, after the first 5 minutes, then continue rinsing.</li> <li>• Call a poison control center or doctor for treatment advice.</li> </ul>
If swallowed	<ul style="list-style-type: none"> <li>• Call a poison control center or doctor immediately for treatment advice.</li> <li>• Have person sip a glass of water if able to swallow.</li> <li>• Do not induce vomiting unless told to do so by a poison control center or doctor.</li> <li>• Do not give anything by mouth to an unconscious person.</li> </ul>
If on skin or clothing	<ul style="list-style-type: none"> <li>• Take off contaminated clothing.</li> <li>• Rinse skin immediately with plenty of water for 15-20 minutes.</li> <li>• Call a poison control center or doctor for treatment advice.</li> </ul>
If inhaled	<ul style="list-style-type: none"> <li>• Move person to fresh air.</li> <li>• If person is not breathing, call 911 or an ambulance, then give artificial respiration, preferably by mouth-to-mouth, if possible.</li> <li>• Call a poison control center or doctor for further treatment advice.</li> </ul>
<b>Note to Physician:</b> Probable mucosal damage may contraindicate the use of gastric lavage.	
Have the product container or label with you when calling a poison control center or doctor or going for treatment. <b>In case of a medical emergency involving this product, call toll free, day or night, 1-866-303-6950.</b>	

### PRECAUTIONARY STATEMENTS HAZARDS TO HUMANS AND DOMESTIC ANIMALS WARNING/AVISO

Restricted Use Pesticide due to toxicity categories. For retail sale to and use only by Certified Applicators or persons under their direct supervision and only for those uses covered by the Certified Applicator's certification.

This product contains fomesafen, which has been determined to cause tumors in laboratory animals (mice). Risks can be reduced by closely following use directions and precautions and by wearing the protective clothing specified elsewhere on this label.

Causes substantial but temporary eye injury. Harmful if swallowed. Do not get in eyes or on clothing. Wear: Long-sleeved shirt and long pants, socks and shoes. Wear protective eyewear (goggles, face shield, or safety glasses).

#### Personal Protective Equipment (PPE)

Some materials that are chemical-resistant to this product are listed below. If you want more options, follow the instructions for category E on an EPA chemical resistance category selection chart.

#### Applicators and other handlers must wear:

- Long-sleeved shirt and long pants
- Chemical-resistant gloves such as barrier laminate or viton
- Shoes plus socks
- Protective eyewear

Discard clothing and other absorbent materials that have been drenched or heavily contaminated with this product's concentrate. **DO NOT** reuse them. Follow manufacturer's instructions for cleaning/maintaining PPE. If no such instructions for washables exist, use detergent and hot water. Keep and wash PPE separately from other laundry.

When handlers use closed systems, enclosed cabs, or aircraft in a manner that meets the requirements listed in the Worker Protection Standard (WPS) for agricultural pesticides [40 CFR 170.240(d)(4-6)], the handler PPE requirements may be reduced or modified as specified in the WPS.

**USER SAFETY RECOMMENDATIONS****Users should:**

- Wash thoroughly with soap and water after handling and before eating, drinking, chewing gum, or using tobacco.
- Remove and wash contaminated clothing before reuse.
- Remove clothing immediately if pesticide gets inside. Then wash thoroughly and put on clean clothing.
- Remove PPE immediately after handling this product. Wash the outside of gloves before removing. As soon as possible, wash thoroughly and change into clean clothing.

**ENVIRONMENTAL HAZARDS**

**DO NOT** apply directly to water, or to areas where surface water is present, or to intertidal areas below the mean high water mark. **DO NOT** contaminate water when disposing of equipment wash waters. **DO NOT** apply when weather conditions favor drift from target area.

This chemical is known to leach through soil into groundwater under certain conditions as a result of label use. Use of this chemical in areas where soils are permeable, particularly where the water table is shallow, may result in groundwater contamination.

**CONDITIONS OF SALE AND LIMITATION OF WARRANTY AND LIABILITY****WARRANTY DISCLAIMER**

Cheminova warrants that this product conforms to the chemical description on the label and is reasonably fit for the purposes stated on the label when used in strict accordance with the directions, subject to the inherent risks set forth below. TO THE EXTENT CONSISTENT WITH APPLICABLE LAW, CHEMINOVA MAKES NO OTHER EXPRESS OR IMPLIED WARRANTY OF MERCHANTABILITY OR FITNESS FOR A PARTICULAR PURPOSE OR ANY OTHER EXPRESS OR IMPLIED WARRANTY.

**INHERENT RISKS OF USE**

It is impossible to eliminate all risks associated with use of this product. Crop injury, lack of performance, or other unintended consequences may result because of such factors as use of the product contrary to label instructions (including conditions noted on the label, such as unfavorable temperatures, soil conditions, etc.), abnormal conditions (such as excessive rainfall, drought, tornadoes, hurricanes), presence of other materials, the manner of application, or other factors, all of which are beyond the control of Cheminova or the Seller. All such risk, to the extent consistent with applicable law, shall be assumed by Buyer and User. To the extent consistent with applicable law, the Buyer and User agree to hold Cheminova and the Seller harmless for any claims related to such factors.

**LIMITATION OF REMEDIES**

To the extent consistent with applicable law, the exclusive remedy for losses or damages resulting from this product (including claims based on contract, negligence, strict liability, or other legal theories) shall be limited to one of the following, at Cheminova's election:

- (1) Refund of purchase price paid by buyer or user for product bought, or
- (2) Replacement of amount of product used.

To the extent consistent with applicable law, Cheminova shall not be liable for consequential, incidental, or special damages or losses in any matter.

The terms of the Warranty Disclaimer above and this Limitation of Remedies cannot be varied by any written or verbal statements or agreements. No employee or sales agent of Cheminova or the Seller is authorized to vary or exceed the terms of the Warranty Disclaimer or this Limitation of Remedies in any manner.

**DIRECTIONS FOR USE**

It is a violation of Federal law to use this product in a manner inconsistent with its labeling.

**DO NOT** apply this product in a way that will contact workers or other persons, either directly or through drift. Only protected handlers may be in the area during application. For any requirements specific to your State or Tribe, consult the agency responsible for pesticide regulation.

### Agricultural Use Requirements

Use this product only in accordance with its labeling and with the Worker Protection Standard, 40 CFR part 170. This Standard contains requirements for the protection of agricultural workers on farms, forests, nurseries, and greenhouses and handlers of agricultural pesticides. It contains requirements for training, decontamination, notification, and emergency assistance. It also contains specific instructions and exceptions pertaining to the statements on this label about personal protective equipment (PPE) and restricted-entry interval. The requirements in this box apply only to uses of this product that are covered by the Worker Protection Standard.

**DO NOT** enter or allow worker entry into treated areas during the restricted entry interval (REI) of **24 hours**.

PPE required for early entry to treated areas that is permitted under the Worker Protection Standard and that involves contact with anything that has been treated, such as plants, soil, or water, is:

- Coveralls
- Chemical-resistant gloves such as barrier laminate or viton
- Shoes plus socks
- Protective eyewear

### GENERAL INFORMATION

Read all label directions before using.

**Cheminova Fomesafen 2.0 Herbicide** is a selective herbicide that may be applied preplant, preemergence, and/or postemergence for control and suppression of broadleaf and grass weeds and sedges.

**Cheminova Fomesafen 2.0 Herbicide** is generally most effective and consistent when used postemergence, working through contact action. Therefore, emerged weeds must be thoroughly covered with spray. Some bronzing, crinkling or spotting of labeled crop leaves may occur following postemergence applications, but labeled crops soon outgrow these effects and develop normally.

Optimum broad-spectrum weed control is achieved by postemergence applications of **Cheminova Fomesafen 2.0 Herbicide** to young actively growing broadleaf weeds that are not under stress from moisture, temperature, low soil fertility, or mechanical or chemical injury.

Certain germinating broadleaf and grass weeds and sedges may be controlled, or suppressed by soil residual activity from either preplant, preemergence or postemergence applications if rainfall occurs shortly after application. The extent and consistency of soil activity are dependent upon soil type, ground cover at time of application, amount of rainfall, and the rate of **Cheminova Fomesafen 2.0 Herbicide** used.

### APPLICATION DIRECTIONS

#### DRIFT MANAGEMENT

Avoiding spray drift at the application site is the responsibility of the applicator and the grower. The interaction of many equipment and weather-related factors determines the potential for spray drift. The applicator and grower must consider the interaction of equipment and weather-related factors to ensure that the potential for drift to sensitive non-target plants is minimal.

This pesticide may only be applied when the potential for drift to adjacent sensitive areas (e.g., residential areas, bodies of water, non-target plants) is minimal (i.e., when the wind is blowing away from the sensitive area).

#### TIMING

Best broad-spectrum postemergence control of susceptible broadleaf weeds is obtained when **Cheminova Fomesafen 2.0 Herbicide** is applied early to actively growing weeds. This usually occurs

14 to 28 days after planting. Refer to the weed tables for specific recommendations on weed growth stages, rates, and regions.

### SPRAY ADDITIVES

Only spray additives cleared for use on growing crops under 40 CFR 180.1001 may be used in spray mixture.

For best broad-spectrum postemergence control of susceptible broadleaf weeds in Regions 2,3,4 and 5 (see Regional Use Maps), Cheminova Fomesafen 2.0 Herbicide can be used with a minimum of 2.5% liquid nitrogen (28% or similar) or a minimum of 10 pounds ammonium sulfate per 100 gallons of spray volume;

**For Postemergence Applications Always Add One Of The Following Except in Tank Mix With Products Prohibiting Spray Additives (see Tank-Mix Directions for Use):**

### NONIONIC SURFACTANT (NIS)

Use NIS containing at least 75% surface active agent at 0.25 to 0.5% (1/2 to 1 pint per 25 gallons) of the finished spray volume (use in Region 1 and East of Interstates 79 and 77 for Regions 2 and 3).

### CROP OIL CONCENTRATE (COC)

Use a nonphytotoxic COC or a once-refined vegetable oil concentrate (VOC, MSO) containing 15-20% approved emulsifier, at 0.5-1% (1-2 pints per 25 gallons) of the finished spray volume. COC can improve weed control but may slightly reduce crop tolerance.

### OTHER ADJUVANTS

Adjuvants other than COC or NIS may be used providing the product meets the following criteria:

1. Contains only EPA exempt ingredients.
2. Is nonphytotoxic to the target crop.
3. Is compatible in mixture. (May be established through a jar test.)
4. Is supported locally for use with **Cheminova Fomesafen 2.0 Herbicide** on the target crop through proven field trials and through university and extension recommendations.

**NOTE:** No adjuvants are needed for preplant or preemergence applications unless **Cheminova Fomesafen 2.0 Herbicide** is being used in a burndown.

### Recommended Mixing Order:

1. Half required amount of water, begin agitation. \*
2. Dry pesticide formulation.
3. **Cheminova Fomesafen 2.0 Herbicide** Herbicide.
4. Liquid pesticide formulation.
5. Adjuvant (MOS, COC, or NIS) and fertilizer.

\*Compatibility agent, 1 gallon/500 gallons of water or 0.2% v/v, may be added as needed.

### GROUND APPLICATION

Use sufficient spray volume and pressure to ensure complete coverage of the target. A spray volume of 10-20 gallons per acre and 30-60 psi at the nozzle tip is recommended. On large weeds and/or dense foliage, use 60 psi and a minimum of 20 gallons per acre to ensure coverage of weed foliage.

The use of flat fan nozzles will result in the most effective application of **Cheminova Fomesafen 2.0 Herbicide**. Use nozzles that are set up to deliver medium quality spray (ASAE Standard S-572).

**DO NOT USE FLOOD TYPE OR OTHER SPRAY NOZZLES, WHICH DELIVER COARSE, LARGE-DROPLET SPRAYS.**

**DO NOT APPLY THIS PRODUCT THROUGH ANY TYPE OF IRRIGATION SYSTEM.**

8/23

## BAND APPLICATIONS

Thorough weed coverage is important for postemergence control. Best coverage is obtained with a minimum of two nozzles, one directed to each side of the planted row. Application with a single nozzle directed over the top of the row is not recommended for postemergence applications but is suitable for preemergence applications. Cultivation of untreated areas may be needed following band applications. When making postemergence band applications and cultivating in the same operation, position nozzles in advance of the cultivation device. This will reduce dust in the spray area. Dust can intercept spray, reducing weed coverage and resulting in less than adequate weed control.

Calculate the amount of herbicide and water volume needed for postemergence band treatment by the following formulas:

$$\frac{\text{Band width in inches}}{\text{Row width in inches}} \times \text{broadcast rate per acre} = \text{Band herbicide rate per acre}$$

$$\frac{\text{Band width in inches}}{\text{Row width in inches}} \times \text{broadcast volume per acre} = \text{Band water rate per acre}$$

## AERIAL APPLICATION

Use sufficient spray volume and pressure to ensure complete coverage of the target. A minimum of 5 gallons per acre of spray mixture should be applied with a maximum of 40 PSI pressure. When broadleaf weed foliage is dense, use a minimum of 10 gallons per acre to ensure coverage of weed foliage.

## CULTIVATION

Cultivation prior to application is not recommended. Cultivation may put weeds under stress, reducing weed control. Timely cultivation 1-3 weeks after applying Cheminova Fomesafen 2.0 Herbicide may assist weed control.

## PRECAUTIONS

- A maximum of 1.5 pts. of **Cheminova Fomesafen 2.0 Herbicide** Herbicide (or a maximum of **0.375 lb. a.i./A of fomesafen from any product containing fomesafen**) may be applied per acre per year in Region 1 (see Regional Use Map).
- A maximum of 1.5 pts. of **Cheminova Fomesafen 2.0 Herbicide** Herbicide (or a maximum of **0.375 lb. a.i./A of fomesafen from any product containing fomesafen**) may be applied per acre in ALTERNATE years in Region 2 (see Regional Use Map).
- A maximum of 1.25 pts. of **Cheminova Fomesafen 2.0 Herbicide** Herbicide (or a maximum of **0.313 lb. a.i./A of fomesafen from any product containing fomesafen**) may be applied per acre in ALTERNATE years in Region 3 (see Regional Use Map).
- A maximum of 1 pt. of **Cheminova Fomesafen 2.0 Herbicide** Herbicide (or a maximum of **0.25 lb. a.i./A of fomesafen from any product containing fomesafen**) may be applied per acre in ALTERNATE years in Region 4 (see Regional Use Map).
- A maximum of 0.75 pt. of **Cheminova Fomesafen 2.0 Herbicide** Herbicide (or a maximum of **0.1875 lb. a.i./A of fomesafen from any product containing fomesafen**) may be applied per acre in ALTERNATE years in Region 5 (see Regional Use Map).
- Thoroughly clean the spray system with water and a commercial tank cleaner before and after each use.
- Tank mixes of **Cheminova Fomesafen 2.0 Herbicide** Herbicide with other pesticides, fertilizers, or any other additives except as specified on this label or other approved Cheminova supplemental labels may result in tank-mix incompatibility, unsatisfactory performance, or unsatisfactory crop injury.
- **Cheminova Fomesafen 2.0 Herbicide** Herbicide requires a 1-hour rain-free period for



9/23

best results when applied postemergence.

- Apply postemergence to actively growing weeds. Avoid applying **Cheminova Fomesafen 2.0 Herbicide** to weeds or labeled crops that are under stress from moisture, temperature, low soil fertility, or mechanical or chemical injury, as reduced weed control and/or increased crop injury may result.
- Avoid overlapping spray swaths, as injury may occur to rotational crops.
- To provide adequate coverage, it is recommended that ground speed not exceed 10 mph during application.
- Do not graze treated areas or harvest for forage or hay.
- Avoid drift to all other crops and non-target areas. Crops other than those labeled may be severely injured by drift. Do not apply when wind velocity exceeds 15 mph.
- Do not make ground or aerial application during temperature inversions.

## ROTATIONAL CROP RESTRICTIONS

The following rotational crops may be planted after applying Cheminova Fomesafen 2.0 Herbicide at recommended rates:

<u>Crop To Be Planted</u> <u>Herbicide Application)</u>	<u>Minimum Rotation Interval</u> <u>(Months After Last <b>Cheminova Fomesafen 2.0</b></u>
Dry beans, snap beans, soybeans and cotton	0
Small grains such as wheat, barley, rye	4
Corn*, peanuts, peas, rice	10
To avoid crop injury do not plant alfalfa, sunflowers, sugar beets, sorghum** or any other crop within 18 months	18

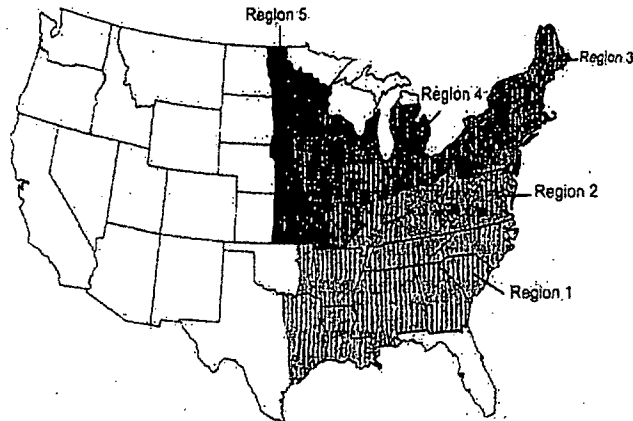
Do not graze rotated small grain crops or harvest forage or straw for livestock. In the event of a crop loss due to weather conditions cotton, dry beans, snap beans, or soybeans can be replanted.

\* Use a 12-month minimum rotation interval for popcorn in the states of Ohio, Kentucky, Illinois, Indiana, Iowa, and Region 4 when applied at rates of 1.0 pint per acre or more.

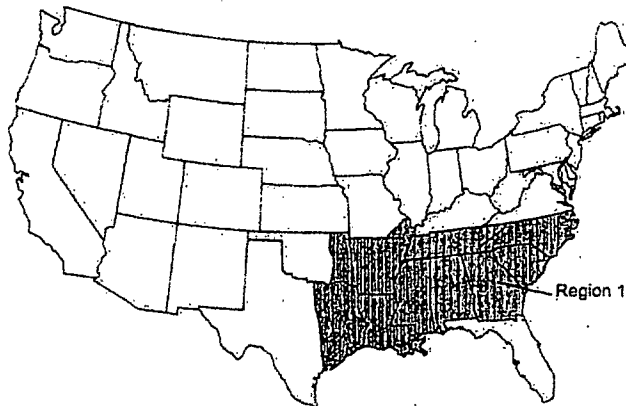
\* Use 18-month minimum rotation interval for sweet corn in the states of Connecticut, Maine, Massachusetts, New Hampshire, New York, Rhode Island, Vermont and Region 5.

\*\*Sorghum may be planted back after 10 months in Region 1.

**CHEMINOVA FOMESAFEN 2.0 HERBICIDE REGIONAL USE MAP**



**REGION 1**  
**(Maximum Rate 1.5 pts./A per year)**

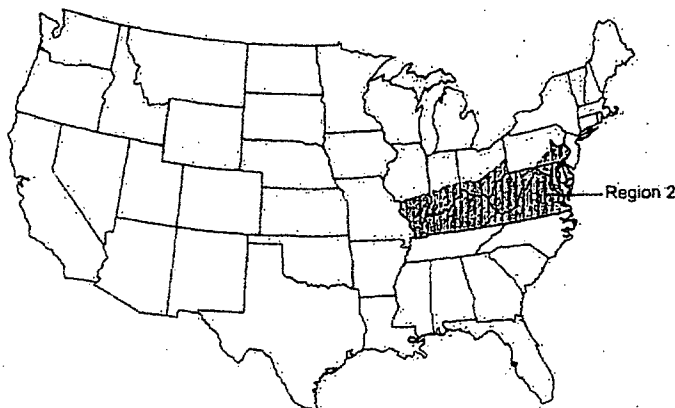


**REGION 1** - Includes the following states or portion of states where **Cheminova Fomesafen 2.0 Herbicide** may be applied:

Alabama, Arkansas, Georgia, Louisiana, Mississippi, Missouri (counties of Bollinger, Butler, Cape Girardeau, Dunklin, Madison, Mississippi, New Madrid, Pemiscot, Perry, Ripley, Scott, Stoddard, and Wayne), North Carolina, Oklahoma (East of U.S. Highway 75 and East of Indian Nation Parkway), South Carolina, Tennessee, and Texas (includes area East of U.S. Highway 77 to State Road 239 including all of Calhoun County).

11/23

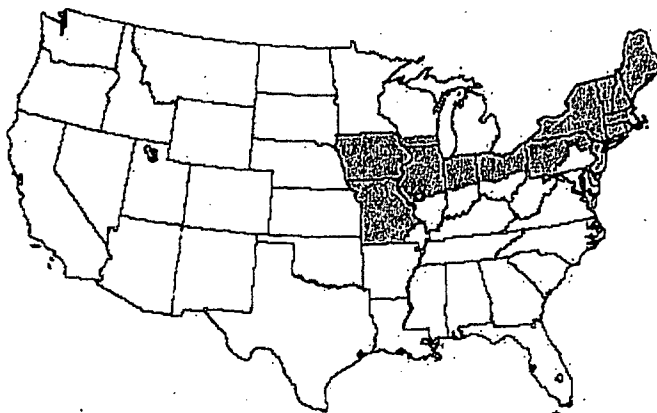
**REGION 2**  
(Maximum Rate 1.5 pts./A, alternate years)



**REGION 2** - Includes the following states or portion of states where **Cheminova Fomesafen 2.0 Herbicide** may be applied:

Delaware, Kentucky, Maryland, Virginia, West Virginia, South of Interstate 70 in the following states: Illinois, Indiana and Ohio and all areas South of Interstate 80 to the intersection of U.S. Highway 15 and East of U.S. Highway 15 and U.S. Highway 522 in Pennsylvania.

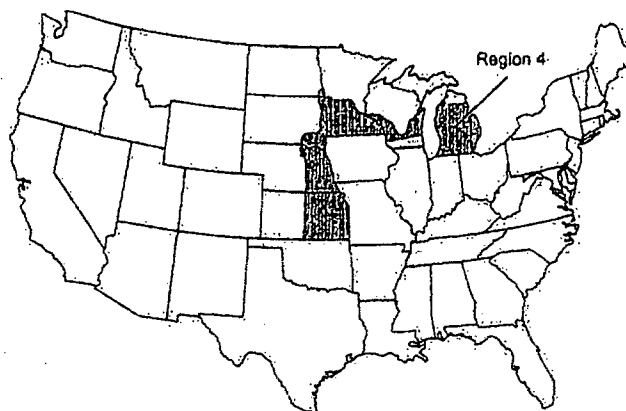
**REGION 3**  
(Maximum Rate 1.25 pts./A, alternate years)



**REGION 3** - Includes the following states or portion of states where **Cheminova Fomesafen 2.0 Herbicide** may be applied: Connecticut, Iowa, Maine, Massachusetts, Missouri (all counties except for those listed in Region 1), New Hampshire, New Jersey, New York, Pennsylvania (all areas except those listed in Region 2), Rhode Island, Vermont and Wisconsin (South of U.S. Highway 18 between Prairie Du Chien and Madison, and South of Interstate 94 between Madison and Milwaukee), and North of Interstate 70 in following states: Indiana, Illinois and Ohio.

12/23

**REGION 4**  
(Maximum Rate 1 pint per acre, alternate years)



**REGION 4** - Includes the following states or portion of states where **Cheminova Fomesafen 2.0 Herbicide** may be applied:

Kansas (all counties East of or intersected by U.S. Highway 281), Michigan (Southern Peninsula), Minnesota (all areas South of Interstate 94), Nebraska (all counties East of or intersected by U.S. Highway 281), and Wisconsin (all areas, except those in Region 3, South of Interstate 94 from Minnesota state line to Eau Claire and South of U.S. Highway 29 from Eau Claire to Green Bay plus Door and Kewaunee counties). The following counties are excluded: Clark, Marathon, Wood, Portage, Adams, Shawano, Waupaca, Waushara, and Marquette). North Dakota (all areas East of Interstate 29 from Fargo South to the South Dakota state line). South Dakota (all areas East of Interstate 29 from the North Dakota state line to Watertown, all areas East of Highway 81 from Watertown to Madison and all areas East and South of State Road 34 and U.S. Highway 281 to the Nebraska state line).

**REGION 5**  
(Maximum Rate 0.75 pint per acre, alternate years)



**REGION 5** - Includes the following states or portion of states where **Cheminova Fomesafen 2.0 Herbicide** may be applied:

North Dakota (all areas East of U.S. Highway 281 except those areas in Region 4), South Dakota (all areas East of U.S. Highway 281 except those areas in Region 4) and Minnesota (all areas South of U.S. Highway 2 except those areas in Region 4).

## APPLICATION RATES FOR WEED GROWTH STAGES

	Cheminova Fomesafen 2.0			
	Maximum Growth Stage Controlled At			
Weed	3/4 pt./A No. of True leaves	1 pt./A No. of True Leaves	1.25 pts./A No. of True Leaves	1.5 pts./A No. of True Leaves
Anoda, Spurred	--	--	--	2
Balloonvine	--	--	2 <sup>c</sup>	2
Carpetweed	--	6" Diameter Size	Multi-leaf 6" Diameter	Unlimited Size
Citron (Wild Watermelon)	--	2	2	4
Cocklebur, Common <sup>a,b,d</sup>	--	-	2	4
Copperleaf, Hophornbeam <sup>d</sup>	--	2	2	4
Copperleaf, Virginia	--	2	2	4
Crotalaria, Showy	--	4	4	6
Croton, Tropic <sup>d</sup>	--	2	2	4
Cucumber, Volunteer	--	4	4	6
Eclipta	--	2	2	4
Groundcherry, Cutleaf	--	4	4	6
Hemp <sup>b</sup>	--	--	4	6
Horsenettle <sup>b</sup>	--	2 <sup>c</sup>	3 <sup>c</sup>	4 <sup>c</sup>
Jimsonweed <sup>d</sup>	2	4	6	8
Ladysthumb	--	2	2	4
Lambsquarters, Common <sup>c</sup>	--	2	2	2
Mexicanweed	--	2 <sup>c</sup>	2 <sup>c</sup>	2
Morningglory <sup>d</sup>				
Cypressvine	--	4	4	6
Entireleaf var.	2 <sup>c</sup>	2	2	4
Ivyleaf	2 <sup>c</sup>	2	2	4
Purple Moonflower	--	2	4	4
Red (Scarlet)	--	2	2	4
Smallflower	--	2	2	4
Pitted (Small white)	--	4	4	4
Tall (Common)	2 <sup>c</sup>	2	2	3
Palmleaf (Willowleaf)	--	2	2	4

14/23

Weed	Cheminova Fomesafen 2.0 Maximum Growth Stage Controlled At			
	3/4 pt./A No. of True Leaves	1 pt./A No. of True Leaves	1.25 pts./A No. of True Leaves	1.5 pts./A No. of True Leaves
Mustard, Wild	2	4	6	8
Nightshade, Black	2	4	4	4
Nutsedge, Yellow <sup>d</sup>	--	--	--	Suppression Only
Pigweed, spp. <sup>d</sup>				
Amaranth, Palmer	2 <sup>c</sup>	4	4	6
Amaranth, Spiny	2 <sup>c</sup>	2	2	4
Redroot	2 <sup>c</sup>	4	6	6
Smooth	2 <sup>c</sup>	4	4	6
Waterhemp, Common	2 <sup>c</sup>	2	2	4
Waterhemp, Tall	2 <sup>c</sup>	2	2	4
Poinsettia, Wild	--	--	--	3
Purslane, Common	--	Multi-Leaf 6" Diameter	Multi-Leaf 6" Diameter	Multi-Leaf 8" Diameter
Pusley, Florida	--	--	--	2
Ragweed, Common <sup>d</sup>	2	4	4	6
Ragweed Giant <sup>b</sup>	--	--	4	4
Redweed	--	--	--	3 <sup>c</sup>
Sesbania, Hemp	--	6	6	12
Sicklepod	--	--	--	Cotyledon <sup>c</sup>
Sida, Prickly <sup>d</sup>	--	--	--	Cotyledon <sup>c</sup>
Smartweed, Pennsylvania	2 <sup>c</sup>	4	4	6
Smellmelon	--	--	--	2
Spurge, Prostrate	--	--	--	1" Diameter <sup>c</sup>
Spurge, Spotted	--	--	--	2c
Starbur, Bristly	--	2	2	4
Sunflower, Common	--	--	--	2
Velvetleaf <sup>b</sup>	--	--	2	4
Venice Mallow	2	4	4	6
Witchweed	--	Multi-leaf Up to 7"	Multi-leaf Up to 7"	Multi-leaf Up to 10"
Yellow Rocket	2	4	6	6

<sup>a</sup> Do not apply in cotyledon stage.

<sup>b</sup> It is necessary to use 1% MSO and 2.5% UAN v/v as an adjuvant in Regions 2 and 3.

<sup>c</sup> Suppression only.

<sup>d</sup> Cheminova Fomesafen 2.0 Herbicide may provide preemergence activity at 1-1.5 pints/A.

15/23

## SPECIAL USE DIRECTIONS FOR ADDITIONAL WEED PROBLEMS

### Suppression of Annual Grass Weeds

The grass weeds listed below may be suppressed by postemergence applications and controlled or suppressed by preemergence applications of **Cheminova Fomesafen 2.0 Herbicide** at 1 to 1-1/2 pints/acre. Consult Use Rate Table for maximum rate in each region. For full-season broadspectrum annual grass control, consult tank-mix section.

Barnyardgrass Broadleaf  
 signalgrass Crabgrass  
 Foxtail  
     Giant  
     Green  
     Yellow  
 Goosegrass  
 Johnsongrass, Seedling  
 Panicum, Fall  
 Panicum, Texas

### Suppression of Perennial Weeds

Use of **Cheminova Fomesafen 2.0 Herbicide** postemergence at rates of 1-1.5 pts./A will aid in suppressing the aboveground portions of the weeds listed below until crop canopy can assist in suppression. Perennial weeds continue to regrow from underground rootstocks even if aboveground foliage is temporarily controlled or retarded. Even though **Cheminova Fomesafen 2.0 Herbicide** and crop competition can suppress perennial weeds for a growing season, the rootstocks will continue to live, and reestablishment will occur in subsequent years.

Milkweed, Climbing  
 Milkweed, Honeyvine  
 Bindweed, Field  
 Bindweed, Hedge  
 Trumpet creeper

## CROP USE DIRECTIONS

### COTTON

#### Preemergence

Apply **Cheminova Fomesafen 2.0 Herbicide** preemergence at 1-1.5 pints per acre in cotton. Apply as a preemergence treatment only to coarse-textured soils (sandy loam, loamy sand, sandy clay loam). **Do not** apply as a preemergence treatment to medium or fine-textured soils as crop injury will likely occur.

Apply preemergence as a broadcast or banded treatment in a minimum of 10 gallons spray solution per acre. Adequate rainfall or irrigation within 7 days of application is required for **Cheminova Fomesafen 2.0 Herbicide** activation. Preemergence applications of **Cheminova Fomesafen 2.0 Herbicide** will provide improved residual control of difficult-to-control weeds such as wild poinsettia, eclipta, cocklebur, morningglory species, prickly sida, velvetleaf, lambsquarters, spurred anoda, common ragweed and pigweed species (including herbicide-resistant Palmer amaranth). **Cheminova Fomesafen 2.0 Herbicide** is effective on yellow nutsedge tubers prior to emergence. The extent of yellow nutsedge activity is dependent upon the time lapsed between tillage and application and between application and rainfall or irrigation.

To broaden the weed control spectrum, **Cheminova Fomesafen 2.0 Herbicide** may be tank mixed with other preemergence herbicides such as Caparol®, Cotoran®, Direx®, Dual MAGNUM®, Karmex®, Staple®, or Zorial®. For control of emerged weeds, **Cheminova Fomesafen 2.0 Herbicide** may be tank mixed with a burndown herbicide such as Gramoxone®Max, Gramoxone Inteon™ or

16/23

glyphosate brands (such as Glyphos X-TRA, Touchdown®, Roundup®) labeled in cotton. In reduced tillage plantings, **Cheminova Fomesafen 2.0 Herbicide** can be applied up to 14 days prior to planting or at planting with a burndown herbicide. Refer to the tank-mix partner label for use directions, restrictions, and limitations. The most restrictive labeling applies.

Cotton plants are tolerant to preemergence applications of **Cheminova Fomesafen 2.0 Herbicide** when applied at recommended rates. Some crinkling or spotting of cotton foliage or stunting may occur, especially if heavy rainfall occurs during or soon after cotton emergence, but cotton plants normally outgrow these effects and develop normally.

Cotton foliage is not tolerant to **Cheminova Fomesafen 2.0 Herbicide**. Do not apply **Cheminova Fomesafen 2.0 Herbicide** over the top of emerged cotton as unacceptable cotton injury will occur.

Do not apply more than 1.5 pints per acre of **Cheminova Fomesafen 2.0 Herbicide** in any year.

### Post-Directed Application

Apply **Cheminova Fomesafen 2.0 Herbicide** in emerged cotton as a post-directed treatment using precision post-directed, hooded, or shielded application equipment to provide complete coverage of emerged weeds. Apply **Cheminova Fomesafen 2.0 Herbicide** at 1-1.5 pints per acre in a minimum of 10 gallons spray solution per acre. Applications may be made broadcast or banded. Post-directed applications of **Cheminova Fomesafen 2.0 Herbicide** will provide contact control of labeled emerged weeds and residual preemergence control of labeled weeds (once activated by rainfall or irrigation). See previous label sections for a list of weeds controlled, recommended application rates, weed growth stages, and application directions.

**Cheminova Fomesafen 2.0 Herbicide** should be applied with non-ionic surfactant at 0.25 to 0.5% v/v, or crop oil concentrate at 1% v/v to emerged weeds. Do not add liquid nitrogen (28% or similar) to **Cheminova Fomesafen 2.0 Herbicide** or **Cheminova Fomesafen 2.0 Herbicide** tank mixes in cotton.

To broaden the weed control spectrum, post-directed applications of **Cheminova Fomesafen 2.0 Herbicide** may be tank mixed with other labeled post-directed herbicides such as Caparol®, DSMA, Direx, Dual MAGNUM®, Envoke®, Karmex, Layby™ Pro, MSMA, Sequence®, or Suprend®. When applied with hooded or shielded sprayers, **Cheminova Fomesafen 2.0 Herbicide** and **Cheminova Fomesafen 2.0 Herbicide** tank mixes may be applied with burndown products such as Gramoxone®Max, Gramoxone Inteon™, Sequence®, or glyphosate brands (such as, Glyphos® X-TRA, Touchdown®, Roundup®) labeled for in-crop application in cotton. Refer to the tank-mix partner label for use directions, restrictions, and limitations. The most restrictive labeling applies.

Cotton foliage is not tolerant to **Cheminova Fomesafen 2.0 Herbicide** applications. Avoid contact to cotton foliage as unacceptable injury will occur. Application equipment should be calibrated (spray pressure, nozzle type and configuration, and orifice size) to avoid fine spray droplets contacting green stems or cotton foliage.

### Post-Directed Application Timing in Cotton

**Cheminova Fomesafen 2.0 Herbicide** may be applied to cotton at least 6 inches in height through layby as a post-directed application. All post-directed applications should avoid spray contact with any green non-barked parts of the cotton plant or foliage as unacceptable injury will occur. Follow the application timing recommendations below for specific post-directed applications in cotton.

### Shield and Hooded Applications

Make a precision post-directed **Cheminova Fomesafen 2.0 Herbicide** application to the base of the cotton plant avoiding contact with the cotton stem or foliage when cotton is at least 6 inches in height with less than 4 inches of brown bark. Use only hooded or shielded spray equipment to apply **Cheminova Fomesafen 2.0 Herbicide** in cotton that is 6 inches to 12 inches in height. Adjust nozzles to provide full coverage of emerged target weeds.

### Layby Applications



17/23

Make a post-directed **Cheminova Fomesafen 2.0 Herbicide** application to the base of the cotton plant avoiding contact with any non-barked portion of the cotton plant or foliage. Use precision post-directed equipment or hooded or shielded sprayers on cotton that has developed a minimum of 4 inches of brown bark through layby. Application equipment should be configured to provide full coverage of emerged target weeds.

Do not apply **Cheminova Fomesafen 2.0 Herbicide** later than 70 days before harvest.

Do not apply more than 1.5 pints per acre of **Cheminova Fomesafen 2.0 Herbicide** in any year.

#### **Suppression of Woollyleaf Bursage (Lakeweed), *Ambrosia grayi*, in Texas**

Apply **Cheminova Fomesafen 2.0 Herbicide** to cultivated areas of cropland in the fall or spring as a spot treatment at a rate of 1.5 pints per acre and incorporate to a depth of 2-3 inches for suppression of woollyleaf bursage. Applications should be made with ground equipment only in a minimum of 10 gallons of water per acre using 20-40 psi at the nozzle tip. Significant suppression may not be seen until 6-8 months after application, but should then continue for at least 2 years after application.

The use of adjuvants, as specified under General Information of the **Cheminova Fomesafen 2.0 Herbicide** label, will significantly improve the initial burndown of any emerged woollyleaf bursage, but this effect is only temporary. Therefore, an adjuvant may be used if desired, but is not necessary.

Cotton or soybean may be planted in treated areas. Under certain conditions, significant damage may occur to cotton planted within 18 months of application. A 3-year interval from last application to planting is required for all other crops.

Do not make more than one application of **Cheminova Fomesafen 2.0 Herbicide** per year. Do not apply more than 1.5 pints per acre of **Cheminova Fomesafen 2.0 Herbicide** in any year. If two applications are made in consecutive years, allow a 2-year interval before another application.

#### **DRY BEANS**

Apply **Cheminova Fomesafen 2.0 Herbicide** as a postemergence broadcast application for control or suppression of weeds listed in the **Application Rates For Weed Growth Stages** table and **Special Use Directions For Additional Weed Problems**. Application rate depends on weed growth stage, but should not exceed the maximum rate specified per geographic region (Refer to Map For Definition of Specified Geographic Regions). Refer to the Spray Additive section and include in the application when the beans have at least one fully expanded trifoliate leaf. Do not use liquid nitrogen (28% or similar) on dry beans. Two applications may be made if necessary but the total yearly dose must not exceed 1.5 pints (0.375 lbs. active) per acre.

Do not exceed 1.5 pints (0.375 lbs. a.i.) per acre in any one year. Do not apply to any field in Regions 2, 3, 4, or 5 more than once every two years. Do not graze animals on green forage or stubble. Do not use hay or straw for animal feed or bedding. Do not apply within 45 days of harvest.

#### **Tank Mix and Sequential Applications**

**Cheminova Fomesafen 2.0 Herbicide** can be used sequentially or in tank mix with the following products: Assure II®, Basagran®, Dual MAGNUM, Eptam®, Frontier®, Poast®, Prowl®, Pursuit®, Raptor®, Select®, Sonalan®, or Treflan®.

Under certain conditions, the mixture of **Cheminova Fomesafen 2.0 Herbicide** with one or more of the above-mentioned broadleaf herbicides may cause a reduction in activity of any postemergence grass herbicide in the mixture.

For sequential applications allow 2-3 days after the application of the grass herbicide before applying **Cheminova Fomesafen 2.0 Herbicide** or **Cheminova Fomesafen 2.0 Herbicide** mixtures. Where **Cheminova Fomesafen 2.0 Herbicide** or the **Cheminova Fomesafen 2.0 Herbicide** mixture is

18/23

applied first, apply the grass herbicide when the grass weeds begin to develop new leaves (generally around 7 days).

**NOTE:** Tank-mix applications can result in increased crop injury as compared to either product used alone.

### **SNAP BEANS**

Apply **Cheminova Fomesafen 2.0 Herbicide** as a postemergence broadcast application for control or suppression of weeds listed in the **Application Rates For Weed Growth Stages** table and **Special Use Directions For Additional Weed Problems**. Application rate depends on weed growth stage, but should not exceed the maximum rate specified per geographic region (Refer to Map For Definition of Specified Geographic Regions). Apply with NIS, COC, or other adjuvant when the snap beans have at least one fully expanded trifoliate leaf. Do not use liquid nitrogen (28% or similar) on snap beans. Two applications may be made if necessary, but the total yearly dose must not exceed 1.5 pints (0.375 lbs. active) per acre.

Do not exceed 1.5 pints (0.375 lbs. a.i.) per acre in any one year. Do not apply to any field in Regions 2, 3, 4, or 5 more than once every two years. Do not graze animals on green forage or stubble. Do not use hay or straw for animal feed or bedding. Do not apply within 30 days of harvest.

### **Tank Mix and Sequential Applications**

**Cheminova Fomesafen 2.0 Herbicide** can be used sequentially or in tank mix with the following products: Assure II, Basagran, Dual MAGNUM, Eptam, Poast, Prowl, Pursuit, Raptor, or Treflan.

Under certain conditions, the mixture of **Cheminova Fomesafen 2.0 Herbicide** with one or more of the above-mentioned broadleaf herbicides may cause a reduction in activity of any postemergence grass herbicide in the mixture.

For sequential applications, allow 2-3 days after the application of the grass herbicide before applying **Cheminova Fomesafen 2.0 Herbicide** or **Cheminova Fomesafen 2.0 Herbicide** mixtures. In case **Cheminova Fomesafen 2.0 Herbicide** or the **Cheminova Fomesafen 2.0 Herbicide** mixture is applied first, apply the grass herbicide when the grass weeds begin to develop new leaves (generally around 7 days).

**NOTE:** Tank-mix applications can result in increased crop injury as compared to either product used alone.

### **SOYBEANS**

#### **Cheminova Fomesafen 2.0 Herbicide Alone**

Apply **Cheminova Fomesafen 2.0 Herbicide** either preplant, preemergence, or postemergence using the appropriate rate for geographical region, weed spectrum, and stage of growth.

#### **Preplant Surface-Applied or Preemergence**

Apply **Cheminova Fomesafen 2.0 Herbicide** preplant surface or preemergence in Regions 1, 2, 3, and 4 at a rate not exceeding the maximum lbs. a.i./A. If weeds are present at the time of application, add a burndown herbicide.

Certain germinating broadleaf and grass weeds and sedges may be controlled or suppressed by soil residual activity if rainfall occurs shortly after application. The extent and consistency of soil activity are dependent on soil type, ground cover at time of application, amount of rainfall, and rate of **Cheminova Fomesafen 2.0 Herbicide** used.

#### **Postemergence**

Apply **Cheminova Fomesafen 2.0 Herbicide** postemergence for control of weeds listed in the

**Application Rates For Weed Growth Stages** according to the rate limits specified per regional map. Emerged weeds must be thoroughly covered with spray. Some bronzing, crinkling, or spotting of soybean leaves may occur following postemergence applications, but soybeans soon outgrow these effects and develop normally.

Do not apply within 45 days of harvest.

### **Tank Mix and Sequential Applications for Soybeans**

**Cheminova Fomesafen 2.0 Herbicide** can be used sequentially or in tank mix with one or more of the following products: Assure II, Basagran, Butyrac®, Classic®, FirstRate®, Fusilade® DX, Fusion®, Glyphosate (such as Glyfos X-TRA, Touchdown, Roundup), Gramoxone Max, Harmony® GT, Harmony® GT XP, Pursuit, Poast, Poast Plus®, Raptor, Resource®, Select, Scepter®, and Synchrony® STS®.

Under certain conditions, the mixture of **Cheminova Fomesafen 2.0 Herbicide** with one or more of the above-mentioned broadleaf herbicides may cause a reduction in activity of any postemergence grass herbicide in the mixture.

For sequential applications allow 2-3 days after the application of the grass herbicide before applying **Cheminova Fomesafen 2.0 Herbicide** or **Cheminova Fomesafen 2.0 Herbicide** mixtures. In case **Cheminova Fomesafen 2.0 Herbicide** or the **Cheminova Fomesafen 2.0 Herbicide** mixture is applied first, apply the grass herbicide when the grass weeds begin to develop new leaves (generally around 7 days).

#### **NOTE:**

- Tank-mix applications can result in increases in crop injury as compared to either product used alone.
- Do not exceed 1 fl. oz. of Butyrac per acre in mixture with **Cheminova Fomesafen 2.0 Herbicide**.
- Do not exceed 0.25 oz./A of Synchrony STS herbicide in the tank with labeled rates of **Cheminova Fomesafen 2.0 Herbicide** on non-STs varieties. This tank mix can be applied postemergence to any soybean variety for additional broadleaf weed control. Refer to the Synchrony STS label for more information and crop rotation restrictions.
- Always read and follow the recommendations, restrictions, and limitations for all products whether used alone, sequentially, or in a tank mix. The most restrictive labeling of any product used applies.

### **Roundup Ready® Soybean Tank Mixes**

**Cheminova Fomesafen 2.0 Herbicide** at 6-12 oz./A, can be tank mixed with glyphosate products (such as Glyfos X-TRA, Touchdown or Roundup) that are labeled for Roundup Ready Soybeans for improved postemergence control of many weeds, such as morningglory spp., hemp sesbania, waterhemp, and black nightshade, that are known to have tolerance to glyphosate but are susceptible to **Cheminova Fomesafen 2.0 Herbicide**.

### **FOLLOW THE RECOMMENDATIONS ON THE GLYPHOSATE PRODUCT LABEL FOR THE USE OF SPRAY ADDITIVES IN THIS TANK MIX.**

Do not allow this tank mix to move off target as contact by even minute quantities can cause severe damage or death to any non-target vegetation.

**NOTE:** Postemergence application of this tank mix on soybean varieties that do not contain the Roundup Ready gene will result in severe crop injury or death of the soybean crop. Always read and follow the recommendations, restrictions, and limitations for all products used. The most restrictive labeling of any product applies.

## AERIAL SPRAY DRIFT MANAGEMENT ADVISORY

### SPRAY DRIFT MANAGEMENT

**AVOIDING SPRAY DRIFT AT THE APPLICATION SITE IS THE RESPONSIBILITY OF THE APPLICATOR.** The interaction of many equipment and weather related factors determines the potential for spray drift. The applicator and the grower are responsible for considering all these factors when making decisions.

The following drift management requirements must be followed to avoid off-target drift movement from aerial applications to agricultural field crops. These requirements do not apply to forestry applications, public health uses, or to applications using dry formulations.

1. The distance of the outermost nozzles on the boom must not exceed 3/4 the length of the wingspan or rotor.
2. Nozzles must always point backward parallel with the air stream and never be pointed downwards more than 45 degrees.

Where states have more stringent regulations, they should be observed.

The applicator should be familiar with and take into account the information covered in the **Aerial Drift Reduction Advisory Information**.

### AERIAL DRIFT REDUCTION ADVISORY INFORMATION

#### IMPORTANCE OF DROPLET SIZE

The most effective way to reduce drift potential is to apply large droplets. The best drift management strategy is to apply the largest droplets that provide sufficient coverage and control. Applying larger droplets reduces drift potential, but will not prevent drift if applications are made improperly or under unfavorable environmental conditions (**See Wind, Temperature and Humidity, and Temperature Inversion** sections of this label).

#### CONTROLLING DROPLET SIZE

- **Volume** - Use high flow-rate nozzles to apply the highest practical spray volume. Nozzles with higher rated flows produce larger droplets.
- **Pressure** - Use the lower spray pressures recommended for the nozzle. Higher pressure reduces droplet size and does not improve canopy penetration. When higher flow rates are needed, use higher flow-rate nozzles instead of increasing pressure.
- **Number of nozzles** - Use the minimum number of nozzles that provide uniform coverage.
- **Nozzle Orientation** - Orienting nozzles so that the spray is released backwards, parallel to the airstream, will produce larger droplets than other orientations. Significant deflection from horizontal will reduce droplet size and increase drift potential.
- **Nozzle Type** - Use a nozzle type that is designed for the intended application. With most nozzle types, narrower spray angles produce larger droplets. Consider using low-drift nozzles. Solid-stream nozzles oriented straight back produce larger droplets than other nozzle types.

#### BOOM LENGTH

For some use patterns, reducing the effective boom length to less than 3/4 of the wingspan or rotor length may further reduce drift without reducing swath width.

#### APPLICATION HEIGHT

Applications should not be made at a height greater than 10 feet above the top of the largest plants unless a greater height is required for aircraft safety. Making applications at the lowest height that is safe reduces exposure of droplets to evaporation and wind.

#### SWATH ADJUSTMENT

When applications are made with a crosswind, the swath will be displaced downwind. Therefore, on the up and downwind edges of the field, the applicator must compensate for this displacement by adjusting the path of the aircraft upwind. Swath adjustment distance should increase with increasing drift potential (higher wind, smaller drops, etc.).

## WIND

Drift potential is lowest between wind speeds of 2-10 mph. However, many factors, including droplet size and equipment type, determine drift potential at any given speed. Application should be avoided below 2 mph due to variable wind direction and high inversion potential. **NOTE:** Local terrain can influence wind patterns. Every applicator should be familiar with local wind patterns and how they affect spray drift.

## TEMPERATURE AND HUMIDITY

When making applications in low relative humidity, set up equipment to produce larger droplets to compensate for evaporation. Droplet evaporation is most severe when conditions are both hot and dry.

## TEMPERATURE INVERSION

Applications should not occur during a temperature inversion because drift potential is high. Temperature inversions restrict vertical air mixing, which causes small suspended droplets to remain in a concentrated cloud. This cloud can move in unpredictable directions due to the light variable winds common during inversions. Temperature inversions are characterized by increasing temperatures with altitude and are common on nights with limited cloud cover and light to no wind. They begin to form as the sun sets and often continue into the morning. Their presence can be indicated by ground fog; however, if fog is not present, inversions can also be identified by the movement of smoke from a ground source or an aircraft smoke generator. Smoke that layers and moves laterally in a concentrated cloud (under low wind conditions) indicates an inversion, while smoke that moves upward and rapidly dissipates indicates good vertical air mixing.

## SENSITIVE AREAS

The pesticide should be applied only when the potential for drift to adjacent sensitive areas (e.g. residential areas, bodies of water, known habitat for threatened or endangered species, non-target crops) is minimal (e.g. when wind is blowing away from the sensitive areas).

## APPENDIX

Scientific names are listed for those weeds referred to in the **Cheminova Fomesafen 2.0 Herbicide** label.

COMMON NAME	SCIENTIFIC NAME
Amaranth, Palmer	<i>Amaranthus palmeri</i>
Amaranth, Spiny	<i>Amaranthus spinosus</i>
Anoda, Spurred	<i>Anoda cristata</i>
Balloonvine	<i>Cardiospermum halicacabum</i>
Barnyardgrass	<i>Echinochloa crus-galli</i>
Bindweed, Field	<i>Convolvulus arvensis</i>
Bindweed, Hedge	<i>Calystegia sepium</i>
Broadleaf Signalgrass	<i>Brachiaria plantaphylla</i>
Carpetweed	<i>Mollugo verticillata</i>
Citron (Wild Watermelon)	<i>Citrullus vulgaris</i>
Cocklebur, Common	<i>Xanthium strumarium</i>
Copperleaf, Hophornbeam	<i>Acalypha ostryifolia</i>
Copperleaf, Virginia	<i>Acalypha virginica</i>
Crabgrass	<i>Digitaria spp.</i>
Crotalaria, Showy	<i>Crotalaria spectabilis</i>
Croton, Tropic	<i>Croton glandulosus</i>

Cucumber, Volunteer	<i>Cucumis sativas</i>
Eclipta	<i>Eclipta prostrate</i>
Foxtail, Giant	<i>Setaria feberi</i>
Foxtail, Green	<i>Setaria viridis</i>
Foxtail, Yellow	<i>Setaria glauca</i>
Goosegrass	<i>Eleusine indica</i>
Groundcherry, Cutleaf	<i>Physalis angulata</i>
Hemp	<i>Cannabis sativa</i>
Horsenettle	<i>Solanum carolinense</i>
Jimsonweed	<i>Datura stramonium</i>
Johnsongrass, Seedling	<i>Sorghum halepense</i>
Ladysthumb	<i>Polygonum persicaria</i>
Lambsquarters, Common	<i>Chenopodium album</i>
Mexicanweed	<i>Caperonia castaniifolia</i>
Milkweed, Climbing	<i>Sarcostemma cyanchoides</i>
Milkweed, Honeyvine	<i>Ampelamus albidus</i>
Morningglory, Cypressvine	<i>Ipomoea quamoclit</i>
Entireleaf	<i>Ipomoea hederacea</i> var. <i>integriuscula</i>
Ivy leaf	<i>Ipomoea hederacea</i> var. <i>hederacea</i>
Purple Moonflower	<i>Ipomoea turbinata</i>
Red (Scarlet)	<i>Ipomoea coccinea</i>
Smallflower	<i>Jacquemontia tamnifolia</i>
Pitted (Smallwhite)	<i>Ipomoea lacunosa</i>
Tall (Common)	<i>Ipomoea purpurea</i>
Palmleaf (Willowleaf)	<i>Ipomoea wrightii</i>
Mustard, Wild	<i>Brassica kaber</i>
Nightshade, Black	<i>Solanum nigrum</i>
Nutsedge, Yellow	<i>Cyperus esculentus</i>
Panicum, Fall	<i>Panicum dichotomiflorum</i>
Panicum, Texas	<i>Panicum texanum</i>
Pigweed, Redroot	<i>Amaranthus retroflexus</i>
Pigweed, Smooth	<i>Amaranthus hybridus</i>
Poinsettia, Wild	<i>Euphorbia heterophylla</i>
Purslane, Common	<i>Portulaca oleracea</i>
Pusley, Florida	<i>Richardia scabra</i>
Ragweed, Common	<i>Ambrosia artemisiifolia</i>
Ragweed, Giant	<i>Ambrosia trifida</i>
Redweed	<i>Melochia corchorifolia</i>
Sesbania, Hemp	<i>Sesbania exaltata</i>
Sicklepod	<i>Cassia obtusifolia</i>
Sida, Prickly	<i>Sida spinosa</i>
Smartweed, Pennsylvania	<i>Polygonum pennsylvanicum</i>
Smellmelon	<i>Cucumis melo</i>
Spurge, Prostrate	<i>Euphorbia humistrata</i>
Spurge, Spotted	<i>Euphorbia maculata</i>
Starbur, Bristly	<i>Acanthospermum hispidum</i>
Sunflower, Common	<i>Helianthus annuus</i>
Trumpet creeper	<i>Campsis radicans</i>

Velvetleaf	<i>Abutilon theophrasti</i>
Venice Mallow	<i>Hibiscus trionum</i>
Waterhemp, Common	<i>Amaranthus rudis</i>
Waterhemp, Tall	<i>Amaranthus tuberculatos</i>
Witchweed	<i>Striga asiatica</i>
Yellow Rocket	<i>Barbarea vulgaris</i>

#### **STORAGE AND DISPOSAL:**

Do not contaminate water, food, or feed by storage or disposal.

##### **Pesticide Storage:**

Store above 32°F in original containers only. If product freezes, return to room temperature and agitate to reconstitute. Keep container closed when not in use. Do not store near food or feed. In case of spill or leak on floor or paved surfaces, soak up with sand, earth, or synthetic absorbent. Remove to chemical waste area.

##### **Pesticide Disposal: Refillable containers:**

Refillable container. Refill this container with pesticide only. Do not reuse this container for any other purpose. Cleaning the container before final disposal is the responsibility of the person disposing of the container. Cleaning before refilling is the responsibility of the refiller. To clean the container before final disposal, empty the remaining contents from this container into application equipment or mix tank. Fill the container about 10 percent full with water. Agitate vigorously or recirculate water with the pump for 2 minutes. Pour or pump rinsate into application equipment or rinsate collection system. Repeat this rinsing procedure two more times.

##### **Pesticide Disposal: Nonrefillable containers 5 gallons or less:**

Nonrefillable container. Do not reuse or refill this container. Offer for recycling if available. Triple rinse container (or equivalent) promptly after emptying. **Triple rinse** as follows: Empty the remaining contents into application equipment or a mix tank and drain for 10 seconds after the flow begins to drip. Fill the container ¼ full with water and recap. Shake for 10 seconds. Pour rinsate into application equipment or a mix tank or store rinsate for later use or disposal. Drain for 10 seconds after the flow begins to drip. Repeat this procedure two more times.

##### **Nonrefillable containers 5 gallons or larger:**

Nonrefillable container. Do not reuse or refill this container. Offer for recycling if available. Triple rinse container (or equivalent) promptly after emptying. **Triple rinse** as follows: Empty the remaining contents into application equipment or a mix tank. Fill the container ¼ full with water. Replace and tighten closures. Tip container on its side and roll it back and forth, ensuring at least one complete revolution, for 30 seconds. Stand the container on its end and tip it back and forth several times. Turn the container over onto its other end and tip it back and forth several times. Empty the rinsate into application equipment or a mix tank and store rinsate for later use or disposal. Repeat this procedure two more times.

Glyphos® is a registered trademark of Cheminova.

Caparol®, Dual MAGNUM®, Envoke, Fusilade®, Fusion®, Gramoxone®, Sequence®, Suprend®, Touchdown®, Zorial®, are trademarks of Syngenta Company.

Assure II®, Classic®, Harmony®, Layby™ Pro, Staple®, and Synchrony® STS® trademarks of E. I. du Pont de Nemours & Co., Inc.

Basagran®, Frontier®, Poast®, Poast Plus®, Prowl®, Pursuit®, Raptor®, Scepter® trademarks of BASF Ag Products.

Butyrac® trademark of Albaugh Inc.

Roundup Ready® and Roundup® trademarks of Monsanto Company.

FirstRate®, and Sonalan® trademarks of Dow AgroSciences

Cotoran®, Direx® and Karmex® trademarks of Griffin LLC.

Eptam® trademark of Gowan Company

Treflan® trademark of UAP – Loveland Products Inc.