



UNITED STATES ENVIRONMENTAL PROTECTION AGENCY
Washington, D.C. 20460

OCT 13 2010

OFFICE OF
CHEMICAL SAFETY AND
POLLUTION PREVENTION

Carrie M. Tackema
Cheminova, Inc.
1600 Wilson Blvd., Suite 700
Arlington, VA 22209


Subject: Notification per PR Notice 98-10 (update grazing restrictions)
Edition Broadspec Herbicide
EPA Reg. No. 67760-89
Application Dated October 5, 2010

Dear Ms. Tackema:

The Agency is in receipt of your Application for Pesticide Notification under Pesticide Registration Notice (PRN) 98-10 for the subject product. The Registration Division (RD) has conducted a review of this request for its applicability under PRN 98-10 and finds that the action requested falls within the scope of PRN 98-10. The label submitted with the application has been date-stamped "Notification" and will be placed in our records.

If you have any questions, please call me directly at 703-305-5697 or Mindy Ondish at 703-605-0723.

Sincerely,



Jim Tompkins
Product Manager 25
Herbicide Branch
Registration Division (7505P)

Copy to O'Malley 7/6/10

20424

Please read instructions on reverse before completing form. Form Approved, OMB No. 2070-0060, Approval expires 05-31-98

EPA Environmental Protection Agency Washington, DC 20460	United States	<input type="checkbox"/> Registration	OPP Identifier Number
		<input type="checkbox"/> Amendment	
		<input checked="" type="checkbox"/> Other	

Application for Pesticide - Section I

1. Company/Product Number 67760-89	2. EPA Product Manager James A. Tompkins	3. Proposed Classification <input checked="" type="checkbox"/> None <input type="checkbox"/> Restricted
4. Company/Product (Name) EDITION® Broadspec Herbicide	PM# 25	
5. Name and Address of Applicant (Include ZIP Code) Cheminova Inc. One Park Drive, Suite 150 P.O. Box 110566 Research Triangle Park, NC 27709	6. Expedited Review. In accordance with FIFRA Section 3(c)(3)(b)(I), my product is similar or identical in composition and labeling to: EPA Reg. No. <u>352-661</u> Product Name <u>DuPont Affinity Broadspec Herbicide</u>	
<input checked="" type="checkbox"/> Check if this is a new address		

Section - II

<input type="checkbox"/> Amendment - Explain below.	<input type="checkbox"/> Final printed labels in response to Agency letter dated _____
<input type="checkbox"/> Resubmission in response to Agency letter dated _____	<input type="checkbox"/> "Me Too" Application
<input checked="" type="checkbox"/> Notification - Explain below.	<input type="checkbox"/> Other - Explain below

NOTIFICATION

Explanation: Use additional page(s) if necessary. (For Section I and Section II.)

OCT 13 2010

NOTIFICATION OF LABEL CHANGE


This Notification is consistent with the provisions of PR Notice 98-10 and EPA regulations at 40 CFR 152.46, and no other changes have been made to the labeling or the confidential statement of formula for this product. I understand that it is a violation of 18 U.S.C. §1001 to willfully make any false statement to EPA. I further understand that if this notification is not consistent with the terms of PR Notice 98-10 and 40 CFR 152.46, this product may be in violation of FIFRA and I may be subject to enforcement action and penalties under §12 and §14 of FIFRA.


***Contact: Carrie M. Tackema: carrie.tackema@cheminova.com or fax: 919-474-6629**

Section - III

1. Material This Product Will Be Packaged In:				2. Type of Container	
Child-Resistant Packaging <input type="checkbox"/> Yes* <input checked="" type="checkbox"/> No	Unit Packaging <input type="checkbox"/> Yes <input checked="" type="checkbox"/> No	Water Soluble Packaging <input type="checkbox"/> Yes <input checked="" type="checkbox"/> No		<input checked="" type="checkbox"/> Metal	<input checked="" type="checkbox"/> Plastic
*Certification must be submitted		If "Yes" Unit Packaging wgt. No. per container	If "Yes" Package wgt. No. per container	<input type="checkbox"/> Glass	<input checked="" type="checkbox"/> Paper
				<input checked="" type="checkbox"/> Other (Specify) - fiber drums or sacks	
3. Location of Net Contents Information <input checked="" type="checkbox"/> Label <input checked="" type="checkbox"/> Container		4. Size(s) Retail Container 1 oz. - bulk		5. Location of Label Directions <input checked="" type="checkbox"/> On Label <input type="checkbox"/> On labeling accompanying product	
6. Manner in Which Label is Affixed to Product <input checked="" type="checkbox"/> Lithograph <input type="checkbox"/> Other _____ <input checked="" type="checkbox"/> Paper glued <input checked="" type="checkbox"/> Stenciled					

Section - IV

1. Contact Point (Complete items directly below for identification of individual to be contacted, if necessary, to process this application)		
Name Carrie M. Tackema	Title Registration Manager	Telephone No. (Include Area Code) 919-474- 6617
Certification I certify that the statements I have made on this form and all attachments thereto are true, accurate and complete. I acknowledge that any knowingly false or misleading statement may be punishable by fine or imprisonment or both under applicable law.		6. Date Application Received (Stamped)
2. Signature 	3. Title Registration Manager	
4. Typed Name Carrie M. Tackema	5. Date October 5, 2010	



Enclosure(s)

[illegible]

4 of 24

EDITION® BROADSPEC

Herbicide

Water Dispersible Granule

For Use on Wheat (including durum), Barley, Oat, Triticale and Fallow

Active Ingredients:

Thifensulfuron- methyl 25%

Methyl 3-[[[[(4-methoxy-6-methyl-1,3,5 triazin-2-yl) amino] carbonyl]amino]sulfonyl]-2-thiophenecarboxylate

Tribenuron-methyl

Methyl 2-[[[N-(4-methoxy-6-methyl-1,3,5-triazin-2-yl)

Methylamino]carbonyl]amino]sulfonyl]benzoate

NOTIFICATION

25%

OCT 13 2010

Other Ingredients:

Total:

50%

100%

EPA Reg. No. 67760- 89

EPA Est. No.

Net Contents:

KEEP OUT OF REACH OF CHILDREN
CAUTION

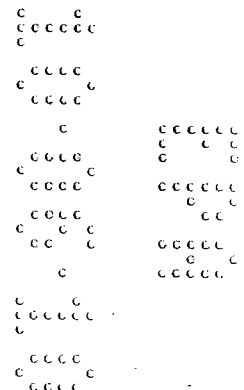
Si usted no entiende la etiqueta, busque a alguien para que se la explique a usted en detalle.
(If you do not understand the label, find someone to explain it to you in detail.)

IN CASE OF A MEDICAL EMERGENCY INVOLVING THIS PRODUCT, CALL TOLL
FREE, DAY OR NIGHT, 1-866-303-6950

See additional precautionary statements directions for use in booklet.

Notice: Read the entire Directions for Use and Conditions of Sale and Limitation of Warranty and Liability before buying or using this product. If the terms are not acceptable, return the product at once, unopened, and the purchase price will be refunded.

Manufactured For
CHEMINOVA INC.
One Park Drive, Suite 150
P.O. Box 110566
Research Triangle Park, NC 27709
www.cheminova.us.com



50924

FIRST AID	
IF ON SKIN OR CLOTHING:	-Take off contaminated clothing. -Rinse skin immediately with plenty of water for 15-20 minutes. -Call a poison control center or doctor for treatment advice.
IF SWALLOWED:	-Call a poison control center or doctor immediately for treatment advice. - Have person sip a glass of water if able to swallow. Do not induce vomiting unless told to do so by a poison control center or doctor. - Do not give anything by mouth to an unconscious person.
IF IN EYES:	-Hold eye open and rinse slowly and gently with water for 15-20 minutes. - Remove contact lenses, if present, after the first 5 minutes, then continue rinsing eye. - Call a poison control center or doctor for treatment advice.
Have the product container or label with you when calling a poison control center or doctor, or going for treatment. You may also contact 1-866-303-6950 for emergency medical treatment information.	

PRECAUTIONARY STATEMENTS
HAZARDS TO HUMANS AND DOMESTIC ANIMALS

CAUTION

Harmful if absorbed through skin. Harmful if swallowed. Causes moderate eye irritation. Avoid contact with eyes, skin or clothing. Wash thoroughly with soap and water after handling and before eating, drinking, chewing gum, or using tobacco. Remove and wash contaminated clothing before reuse.

PERSONAL PROTECTIVE EQUIPMENT (PPE)

Some of the materials that are chemical-resistant to this product are listed below. If you want more options, follow the instructions for Category A on an EPA chemical-resistance category selection chart.

Applicators and other handlers must wear:

- Long-sleeved shirt and long pants.
- Chemical resistant gloves, Category A (such as butyl rubber, natural rubber, neoprene rubber or nitrile rubber) \geq 14 mil
- Shoes plus socks.

Follow manufacturer's instructions for cleaning/maintaining PPE. If no such instructions for washables exist, use detergent and hot water. Keep and wash PPE separately from other laundry.

User Safety Recommendations

Users should:

- Wash hands before eating, drinking, chewing gum, using tobacco, or using the toilet.
- Remove clothing/PPE immediately if pesticide gets inside.
- Remove PPE immediately after handling this product.
- Wash the outside of gloves before removing.
- As soon as possible, wash thoroughly and change into clean clothing.

60824

ENVIRONMENTAL HAZARDS

Do not apply directly to water; or to areas where surface water is present, or to intertidal areas below the mean high water mark. Do not contaminate water when cleaning equipment or disposing of equipment washwaters or rinsate.

PESTICIDE HANDLING

- Calibrate sprayers only with clean water away from the well site.
- Make scheduled checks of spray equipment.
- Ensure that all operation employees accurately measure pesticides.
- Mix only enough product for the job at hand.
- Avoid over-filling of spray tank.
- Do not discharge excess material on the soil at a single spot in the field, grove, or mixing/loading station.
- Dilute and agitate excess solution and apply at labeled rates or uses.
- Avoid storage of pesticides near well sites.
- When triple-rinsing the pesticide container, be sure to add the rinsate to the spray mix.

DIRECTIONS FOR USE

It is a violation of Federal law to use this product in a manner inconsistent with its labeling. Do not apply this product in a way that will contact workers or other persons, either directly or through drift. Only protected handlers may be in the area during application. For any requirements specific to your State or Tribe, consult the agency responsible for pesticide regulation.

AGRICULTURAL USE REQUIREMENTS

Use this product only in accordance with its labeling and with the Worker Protection Standard, 40 CFR part 170. This Standard contains requirements for the protection of agricultural workers on farms, forests, nurseries, and greenhouses, and handlers of agricultural pesticides. It contains requirements for training, decontamination, notification, and emergency assistance. It also contains specific instructions and exceptions pertaining to the statements on this label about personal protective equipment (PPE) and restricted-entry interval. The requirements in this box only apply to uses of this product that are covered by the Worker Protection Standard.

Do not enter or allow worker entry into treated areas during the restricted entry interval (REI) of 12 hours.

PPE required for early entry to treated areas that is, permitted under the Worker Protection Standard and that involves contact with anything that has been treated, such as plants, soil, or water, is:

Coveralls.

Chemical-resistant gloves made of any waterproof material.

Shoes plus socks.

70824

EDITION® Broadspec is registered for use on wheat (including durum), barley, oat, triticale and fallow in many states. Check with your state extension or Department of Agriculture, before use, to be certain EDITION Broadspec is registered in your state.

Cheminova will not be responsible for losses or damages resulting from the use of this product in any manner not specified by Cheminova.

PRODUCT INFORMATION

EDITION® Broadspec herbicide is a water dispersible granule that is used for selective postemergence weed control in wheat (including durum), barley, oat, triticale and fallow. The best control is obtained when EDITION Broadspec is applied to young, actively growing weeds. EDITION Broadspec may also be used as a burndown in the fallow period prior to planting in the states of AL, AR, FL, LA, MO, MS, TN, and TX. The use rate will depend on weed spectrum and size of weed at time of application.

The degree and duration of control may depend on the following:

- weed spectrum and infestation intensity
- weed size at application
- environmental conditions at and following treatment

EDITION Broadspec is noncorrosive, nonflammable, nonvolatile, and does not freeze. EDITION Broadspec should be mixed, and completely dissolved in water and applied as a uniform broadcast spray.

ENVIRONMENTAL CONDITIONS AND BIOLOGICAL ACTIVITY

EDITION Broadspec is absorbed primarily through the foliage of plants, rapidly inhibiting the growth of susceptible weeds. One to 3 weeks after application to weeds (2 to 5 weeks for wild garlic), leaves of susceptible plants appear chlorotic, and the growing point subsequently dies.

EDITION Broadspec provides the best control in vigorously growing crops that shade competitive weeds. Weed control in areas of thin crop stand or seeding skips may not be as satisfactory. However, a crop canopy that is too dense at application can intercept spray and reduce weed control.

The herbicidal action of EDITION Broadspec may be affected in crops stressed from adverse environmental conditions (such as extreme temperatures or moisture), abnormal soil conditions, cultural practices, or variations in crop variety. In warm, moist conditions, the expression of herbicide symptoms is accelerated; in cold, dry conditions, expression of herbicide symptoms is delayed. In addition, weeds hardened-off by drought stress are less susceptible to EDITION Broadspec.

APPLICATION INFORMATION USE RATE

Apply EDITION Broadspec at a rate of 0.4 to 1.0 oz per acre. When applying 0.4 to 0.6 oz per acre, EDITION Broadspec must be used in a tank-mix combination with other registered herbicides.

Wheat (including Durum), Barley and Triticale

Apply 0.4 to 1.0 oz EDITION Broadspec per acre to, wheat (including durum), barley or triticale. The total amount of EDITION Broadspec must not exceed 1.0 oz per acre per crop season.

Oat (Spring and Winter)

Apply 0.4 ounce EDITION® Broadspec per acre for control of light populations of the weeds listed in Weeds Controlled table. In oat, EDITION Broadspec must be used in a tank-mix combination with other registered herbicides such as Cheminova's HARASS™ Herbicide. Do not make more than one application (or more than 0.1 ounces of active ingredient tribenuron-methyl) of EDITION Broadspec per crop season on oat.

Fallow

Apply 0.4 to 1.0 oz EDITION Broadspec per acre to fallow. The total amount of EDITION Broadspec must not exceed 1.0 oz per acre per crop season. EDITION Broadspec should be applied in combination with other suitable registered fallow herbicides such as glyphosate plus 2,4-D (ester formulations work best) or glyphosate plus dicamba.

When EDITION Broadspec is applied at a rate of 0.4 to 0.6 oz per acre, EDITION Broadspec must be used in a tank-mix combination with other registered fallow herbicides.

Pre-plant Burndown

Apply 0.4 to 1.0 oz EDITION Broadspec per acre as a burndown treatment prior to, or shortly after planting (prior to emergence). The total amount of EDITION Broadspec must not exceed 1.0 oz per acre per crop season.

Pre-Plant Burndown in the states of AL, AR, FL, LA, MO, MS, TN, and TX

Apply 0.5 to 0.8 oz EDITION Broadspec per acre as a burndown treatment to control emerged weeds prior to planting. When applying 0.5 to 0.6 oz per acre, EDITION Broadspec must be used in combination with another registered burndown herbicide (see TANK MIXTURES).

Use the 0.8 ounce per acre rate when weed infestation is heavy or when application timing and environmental conditions are marginal.

Post Harvest

Apply EDITION Broadspec at 0.4 to 1.0 ounce per acre to crop stubble after harvest. Use the 1.0 ounce per acre rate. when weed infestation is heavy and predominantly consists of those weeds listed under the "WEEDS PARTIALLY CONTROLLED" section of this label or when application timing and environmental conditions are marginal. (See the "APPLICATION TIMING" section of this label for restriction on planting intervals). EDITION Broadspec should be applied in combination with other suitable registered burndown herbicides (See the "TANK MIXTURES" section of this label for additional information).

Sequential treatments of EDITION Broadspec may also be made provided the total amount of EDITION Broadspec applied during one fallow/pre plant cropland season does not exceed 1.0 ounce per acre. Allow at least 30 days between applications. For example, 0.5 ounce in the fall followed by 0.5 ounce in the spring.

90x24

APPLICATION TIMING

Since EDITION® Broadspec has very little or no soil activity, it controls only those weeds that have germinated; therefore, apply EDITION Broadspec when all or most of the weeds have germinated. Annual broadleaf weeds should be past the cotyledon stage, actively growing, and less than 4" tall or wide. Rainfall immediately after treatment can wash EDITION Broadspec off of weed foliage, resulting in reduced weed control. Several hours of dry weather are needed to allow EDITION Broadspec to be sufficiently absorbed by weed foliage.

For Control in Wheat (Including Durum), Barley, Winter Oat and Triticale

Make applications after the crop is in the 2-leaf stage, but before the flag leaf is visible.

Spring Oat

Make applications after the crop is in the 3 leaf stage, but before jointing. Do not use on "Ogle" "Porter" or "Premier" varieties as crop injury can occur.

Fallow

EDITION Broadspec may be used as a fallow treatment, in the spring, summer or fall when the majority of weeds have emerged and are actively growing.

Preplant Burndown

Apply EDITION Broadspec as a burndown treatment to wheat (including durum) and barley to control emerged weeds prior to, or shortly after planting (prior to emergence). Make applications when the majority of weeds have emerged and are actively growing. EDITION Broadspec can be used as a burndown treatment prior to planting other crops. See "CROP ROTATION" for the time interval required before planting.

Post Harvest

EDITION Broadspec may be used as a burndown treatment to crop stubble when the majority of weeds have emerged and are actively growing. (See the "CROP ROTATION" section of this label for additional information)

CROP ROTATION

Labeled crops may be planted at specified time intervals following application of labeled rates of EDITION Broadspec. Use the time intervals listed below to determine the required time interval before planting.

Time Interval before Planting*

(days after treatment with EDITION® Broadspec)

Crop	Days
Barley, Rice, Triticale, and Wheat (including durum)	0
Soybeans	7**
Cotton, Field Corn, and Grain Sorghum	14**
Sugarbeets, Winter Rape, and Canola	60
Any other crop	45

* Refer to individual product labels to determine rotational crop restrictions when tank mixtures are used.

** Where EDITION Broadspec is used on light textured soils, such as sands and loamy sands, extend time to planting by 7 additional days. Where EDITION Broadspec is used on high pH soils (>7.9), extend time to planting by 7 additional days.

WEEDS CONTROLLED

EDITION Broadspec effectively controls the following weeds when used according to label directions:

Annual knawel	London rocket
Annual sowthistle	Marshelder
Black mustard	Mayweed chamomile
Blue/Purple mustard	Miners lettuce
Broadleaf dock	Narrowleaf lambsquarters
Bur buttercup	Nightflowering catchfly
Bushy wallflower/ Treacle mustard	Pennsylvania smartweed
Canada thistle *	Pineappleweed
Carolina geranium*	Prickly lettuce*
Clasping pepperweed	Prostrate knotweed
Coast fiddleneck	Prostrate pigweed
Common buckwheat	Redmaids
Common chickweed	Redroot pigweed
Common cocklebur *	Russian thistle*
Common groundsel	Scentless chamomile/ mayweed
Common lambsquarters	Shepherd's-purse
Common ragweed *	Slimleaf lambsquarters
Common sunflower	Smallflower buttercup
Corn chamomile	Smallseed falseflax
Corn gromwell *	Stinking chickweed
Corn spurry	Stinking mayweed/ dogfennel
Cowcockle	Sunflower
Cress (mouse-ear)	Swinecress
Curly dock	Tansymustard
False chamomile	Tarweed fiddleneck
Field chickweed	Tumble/Jim Hill mustard
Field pennycress	Volunteer canola
Filaree (redstem, Texas)	Volunteer lentils
Flixweed	Volunteer peas
Green smartweed	White cockle*
Henbit	Wild buckwheat*
Kochia *	Wild chamomile
Ladysthumb	Wild garlic*
Lanceleaf sage *	Wild mustard
	Wild radish*

WEEDS PARTIALLY CONTROLLED** EDITION® Broadspec partially controls the following weeds when used according to label directions:

Catchweed bedstraw	Marestail*
Cutleaf eveningprimrose*	Nightshade (cutleaf, hairy)
Mallow (common, little)	Vetch* (common, curly)

* See SPECIFIC WEED PROBLEMS for more information.

**Partial control: A visual reduction of weed population as well as a significant loss of vigor. For best results, use the highest specified rate of EDITION Broadspec per acre and include a tank mix partner such as 2,4-D, MCPA, "Buctril" or "Banvel"/"Clarity" (refer to TANK MIXTURES).

Canada thistle: For control in wheat and barley, use 0.8 oz per acre plus surfactant when all thistles are 4" to 8" with 2" to 6" of new growth. Make the application in the spring. Control will be improved by using EDITION Broadspec in combination with 2,4-D, dicamba, "WideMatch", or "Colt" (refer to TANK MIXTURES).

Common cocklebur, Common ragweed, Lanceleaf sage:

In wheat and barley, apply EDITION Broadspec at 0.4 to 0.8 ounce per acre in combination with 2, 4-D at rates from 1/4 to 3/8 lb active ingredient (ester formulations work best) when weeds are small and actively growing. When using 1/4 lb active ingredient of 2,4-D, be sure to add surfactant at the rate of 1/4 to 1/2 quart per 100 gallons of spray solution (0.06 to 0.125% v/v-use the higher rate under stress conditions).

Corn gromwell, Wild buckwheat: For control in wheat and barley, use 0.8 ounce EDITION Broadspec per acre plus surfactant.

Kochia, Russian thistle, Prickly lettuce: Naturally occurring resistant biotypes of these weeds are known to occur. For best results, use EDITION Broadspec in a tank mix with "Starane", "Starane" + "Sword", "Starane" + "Salvo", dicamba (such as "Banvel"/"Clarity") and 2, 4-D; or Bromoxynil (such as "Buctril") and 2,4-D (3/4 - 1 pt "Buctril" + 1/4 - 3/8 Lb active ingredient 2, 4-D ester). For improved broadleaf weed control including kochia, EDITION Broadspec can also be tank mixed with "CleanWave", "WideMatch", "Colt", or "Starane" NXT. EDITION Broadspec should be applied in the spring when weeds are 2" to 4" tall or 2" to 4" across and are actively growing. Refer to the Tank Mixtures section of this label for additional details.

White Cockle: For control in wheat and barley in North Dakota and Minnesota:

EDITION Broadspec at 0.4 oz/a to 1.0 oz/a can be applied to wheat or barley for white cockle control.

Important Precautions: EDITION Broadspec must be used in a tank mix with other registered herbicides when applying 0.4 to 0.6 oz per acre.

For Burndown of Broadleaf Weeds in the Fallow Period Prior to Planting in the Following States: AL, AR, FL, LA, MO, MS, TN, and TX

Common cocklebur, common ragweed, cutleaf eveningprimrose, marestail, prickly lettuce, vetches (common, hairy), wild garlic, wild radish: For control use EDITION Broadspec 0.6-0.8 ounce per acre in combination with 2,4-D ester, 0.5-1.0 lb active ingredient per acre or dicamba ("Banvel/Clarity") 0.25 lb active ingredient per acre. The addition of Glyphos, Glyphos X-TRA, "Paraquat," or "Ignite" to the above tank mixes will improve control of many species. If glyphosate-

resistant marehail or common ragweed is known or suspected to be present, use the highest specified rate of dicamba, or 2,4-D ester in glyphosate tank mixes.

Carolina geranium, henbit: For control apply EDITION® Broadspec 0.6-0.8 ounces per acre in combination with Glyphos, Glyphos X-TRA, "Paraquat," or "Ignite." The addition of 2,4-D ester 0.5-1.0 lb active ingredient per acre or dicamba ("Banvel/Clarity") 0.25 lb active ingredient per acre may improve control of heavy populations, stressed weeds, and larger weeds.

When preplant intervals for hormone products (dicamba and 2,4-D ester) preclude their use in EDITION Broadspec combinations for control of problem weeds, apply EDITION Broadspec 0.6-0.8 ounce per acre tank mixed with Glyphos, Glyphos X-TRA, "Paraquat," or "Ignite" to achieve control or suppression of these species.

SPRAY ADJUVANTS

Always include a spray adjuvant with applications of EDITION Broadspec. In addition to a spray adjuvant, an ammonium nitrogen fertilizer may be used.

Consult your Ag dealer or applicator prior to using an adjuvant system. If another herbicide is tank mixed with EDITION Broadspec, select adjuvants authorized for use with both products. Products must contain only EPA-exempt ingredients (40CFR 180).

Nonionic Surfactant (NIS)

- Apply 0.25 to 0.50% volume/volume (1/2 pt to 4 pt per 100 gal of spray solution).
- Surfactant products must contain at least 60% nonionic surfactant with a hydrophilic/lipophilic balance (HLB) greater than 12. See the Tank Mixtures section of this label for additional information.

Petroleum Crop Oil Concentrate (COC) or Modified Seed Oil (MSO)

- Apply at 1 % volume/volume (1 gal per 100 gal spray solution) or 2% volume/volume under arid conditions.
- Oil adjuvants must contain at least 80% high quality, petroleum (mineral) or modified vegetable seed oil with at least 15% surfactant emulsifiers.

Special Adjuvant Types

- Combination adjuvant products may be used at doses that provide the required amount of NIS, COC, MSO and/or ammonium nitrogen fertilizer. Consult product literature for use rates and restrictions.
- In addition to the adjuvants specified above, other adjuvant types may be used if they provide the same functionality.

Ammonium Nitrogen Fertilizer

- Use 2 qt/acre of a high-quality urea ammonium nitrate (UAN), such as 28%N or 32%N, or 21b/acre of a spray-grade ammonium sulfate (AMS). Use 4 qt/acre UAN or 4 Lb/acre AMS under arid conditions.

GROUND APPLICATION

For optimum spray distribution and thorough coverage, use flat-fan or low-volume flood nozzles:

For flat-fan nozzles, use a spray volume of at least 5 gal per acre (GPA).

For flood nozzles on 30" spacings, use at least 10 GPA, flood nozzles no larger than TK10 (or the equivalent), and a pressure of at least 30 psi. For 40" nozzle spacings, use at least 13 GPA; for 60" spacings use at least 20 GPA. It is essential to overlap the nozzles 100% for all spacings.

Raindrop "RA" nozzles are not recommended for EDITION® Broadspec applications, as weed control performance may be reduced.

Use screens that are 50-mesh or larger.

AERIAL APPLICATION

Use nozzle types and arrangements that provide optimum spray distribution and maximum coverage at 2 to 5 GPA. Use at least 3 GPA in Idaho, Oregon, or Utah. This product is limited to ground application only in the State of New York.

See the **Spray Drift Management** section of this label.

CHEMIGATION

Do not apply this product through any irrigation system.

PRODUCT MEASUREMENT

EDITION Broadspec is measured using the EDITION Broadspec volumetric measuring cylinder. The degree of accuracy of this cylinder varies by $\pm 7.5\%$. For more precise measurement, use scales calibrated in ounces.

TANK MIXTURES

EDITION Broadspec may be tank mixed with one or more suitable registered herbicides to control weeds listed as suppressed, weeds resistant to EDITION Broadspec or weeds not listed under Weeds Controlled. Read and follow all manufacturers' label instructions for the companion herbicide. If those instructions conflict with this label, do not tank mix the herbicide with EDITION Broadspec.

EDITION Broadspec can also be mixed with registered fungicides, insecticides, or liquid fertilizer for use on wheat, barley, or fallow.

With 2,4-D (amine or ester) or MCPA (amine or ester)

EDITION Broadspec may be tank mixed with the amine or ester formulations of 2,4-D or MCPA herbicides for use on wheat and barley.

For best results in the Red River Valley and adjacent areas of North Dakota and Minnesota, add the ester formulations of 2,4-D or MCPA herbicides to the tank at 3/8 Lb active ingredient (such as 3/4 pt of a 4 Lb/gal product, or 1/2 pt of a 6 lb/gal product). No additional surfactant is needed with this mixture.

For best results in other areas, add the ester formulations of 2,4-D or MCPA herbicides to the tank at 1/4 to 3/8 Lb active ingredient (such as 1/2-3/4 pt of a 41b/gal product, or 1/3-1/2 pt of a 6 lb/gal product). Surfactant may be added to the mixture at 1/2 to 1 qt per 100 gal of spray solution (0.125 to 0.25% v/v); however, adding surfactant may increase the potential for crop injury, especially at the higher phenoxy rates.

Higher rates of 2,4-D or MCPA may be used, but do not exceed the highest rate allowed by those respective labels. Read and follow all label instructions on timing, precautions, and warnings for these herbicides before using these tank mixtures.

With dicamba (such as "Banvel"/"Clarity")

EDITION® Broadspec may be tank mixed with 1/16 to 1/8 Lb active ingredient dicamba (such as 2-4 fluid oz "Banvel", or 2-4 fluid oz "Clarity"). Use higher rates when weed infestation is heavy. Surfactant may be added to the mixture at 1/2 to 1 qt per 100 gal of spray solution (0.125 to 0.25% v/v); however, adding surfactant may increase the potential for crop injury. Refer to the specific dicamba label for application timing and restrictions. Tank mixes of EDITION Broadspec plus dicamba may result in reduced control of some broadleaf weeds.

With 2,4-D (amine or ester) and "Banvel"/"Clarity"

EDITION Broadspec may be applied in a 3-way tank mix with formulations of dicamba and 2,4-D. Make application of EDITION Broadspec + 1/16 to 1/8 Lb active ingredient dicamba (such as 2-4 fluid oz "Banvel", or 2-4 fluid oz "Clarity") + 1/4-3/8 Lb active ingredient 2,4-D ester or amine per acre. Use higher rates when weed infestation is heavy. Surfactant may be added to the mixture at 1/2 to 1 qt per 100 gal of spray solution (0.125 to 0.25% v/v); however, adding surfactant may increase the potential for crop injury. Consult the specific 2,4-D label, dicamba label, or local guidance for more information and restrictions.

Apply this 3-way combination to winter wheat after the crop is tillering and prior to jointing (first node). In Spring Wheat (including Durum) apply after the crop is tillering and before it exceeds the 5-leaf stage.

In Spring Barley, apply after the crop is tillering and before it exceeds the 4-leaf stage.

With bromoxynil (such as "Buctril", "Bronate")

EDITION Broadspec may be tank mixed with bromoxynil containing herbicides registered for use on wheat, barley, or fallow. For best results, add bromoxynil containing herbicides to the tank at 3/16 to 3/8 lb active ingredient per acre (such as "Bronate" or "Buctril" at 3/4-1 1/2 pt per acre).

Read and follow all label instructions on timing, precautions, and warnings for these herbicides before using these tank mixtures. Follow the most restrictive labeling. Tank mixes of EDITION Broadspec plus "Buctril" may result in reduced control of Canada thistle.

With "Starane", "Starane" + "Sword", "Starane" + "Salvo" or "Starane" NXT

EDITION Broadspec may be tank mixed with fluroxypyr containing herbicides registered for use on wheat, barley, or fallow. For improved control of Kochia (2-4" tall), Russian thistle, mustard species, and wild buckwheat EDITION Broadspec may be tank mixed with 1/3 to 1 1/3 pints per acre of

"Starane", 2/3 to 2 2/3 pints per acre of "Starane" + "Salvo" or 3/4 to 2 3/4 pints per acre of "Starane" + "Sword". Additional 2,4-D or MCPA can be added based on local guidance (refer to 2,4-D and MCPA labels for maximum amount that can be applied to the crop).

EDITION® Broadspec may be used in combination with Starane NXT at 10 to 14 fluid ounces per acre for improved control of kochia less than 2" tall or at 14 to 21 fluid ounces per acre for kochia 2 to 4" tall. Add 1 to 2 pints NIS per 100 gallons of spray solution in tank mixes of Starane NXT with EDITION Broadspec (see SPRAY ADJUVANTS).

Refer to the "Starane", "Starane" + "Salvo", "Starane" + "Sword", or "Starane" NXT label for information regarding use restrictions, labeled crops, rotational cropping intervals, sprayer cleanup, use precautions and other information. The most restrictive provisions on any label will apply. Do not use the tank mix if any restrictions on the labels conflict with instructions on the EDITION Broadspec label.

With "Huskie" or "Wolverine" Herbicides

For improved control of broadleaf weeds, including kochia (less than 2" in height) in wheat (including durum) or barley, EDITION Tank Mix at 0.6 oz/a to 1.0 oz/a can be tank mixed with "Huskie" at 8.5 fl oz/a or "Wolverine" at 20 fl oz/a.

With "CleanWave" Herbicide

For improved control of kochia and other broadleaf weeds in wheat (including durum), EDITION Broadspec may be tank mixed with "CleanWave". Tank mix "CleanWave" at 7 to 14 fluid ounces per acre for kochia less than 2" tall and at 14 ounces per acre for kochia 2-8" tall. Add 2 to 4 pints NIS per 100 gallons of spray solution in tank mixes of "CleanWave" with EDITION Broadspec (see SPRAY ADJUVANTS). Read and follow all label instructions on use restrictions, labeled crops, rotational cropping intervals, sprayer cleanup, use precautions and other information. The most restrictive provisions on any label will apply.

With "WideMatch" or "Colt" Herbicides

For improved control of kochia, Canada thistle and other broadleaf weeds in wheat (including durum), barley, and oat, EDITION Broadspec may be tank mixed with "WideMatch" or "Colt". Tank mix at 1/2 to 2/3 pints per acre for kochia less than 2" tall and 2/3 to 1 pint per acre for kochia 2-4" tall. Add 1 to 2 pints NIS per 100 gallons of spray solution in tank mixes of WideMatch or Colt with EDITION Broadspec (see SPRAY ADJUVANTS): Read and follow all label instructions and use restrictions, labeled crops, rotational cropping intervals, sprayer cleanup, use precautions and other information. The most restrictive provisions on any label will apply.

With "Hoelon" Herbicide

EDITION® Broadspec may be used in combination with "Hoelon" 3EC and "Buctril" herbicides in accordance with the "Hoelon" 3EC label. For best results, use the three-way tank mix of EDITION Broadspec at 0.4 oz per acre plus "Hoelon" 3EC at 2 2/3 pt per acre plus "Buctril" at 1 1/2 pt per acre. Apply only to winter wheat. This tank mix should only be used under good soil conditions when wild oat is in the 1-4 leaf stage. If conditions are not ideal for the performance of "Hoelon" 3EC, wild oat control may be reduced. Be sure to follow all warnings and cautions on "Hoelon" 3EC and "Buctril" labels.

With "Assert" Herbicide

EDITION Broadspec can be tank mixed with "Assert". When tank mixing EDITION Broadspec with "Assert", always include another broadleaf weed herbicide with a different mode of action (for example: 2,4-D ester, MCPA ester, "Buctril," or "Bronate"). Tank-mixed applications of EDITION Broadspec plus "Assert" may cause temporary crop discoloration, stunting, or injury when heavy rainfall occurs shortly after application.

With other grass control products

Tank mixtures of EDITION Broadspec and some grass control products may result in poor grass control. Cheminova recommends that you first consult your state experiment station, university, or extension agent, Agricultural dealer as to the potential for antagonism before using the mixture. If no information is available, limit the initial use of EDITION Broadspec and the grass product to a small area.

Do not mix with "Achieve" herbicide.

With Insecticides or Fungicides

EDITION Broadspec may be tank mixed or used sequentially with insecticides (or fungicides) registered for use on cereal grains. However, under certain conditions (drought stress, or if the crop is in the 2-4 leaf stage), tank mixes or sequential applications of EDITION Broadspec with organophosphate insecticides (such as parathion) may produce temporary crop yellowing or, in severe cases, crop injury. Test these mixtures in a small area before treating large areas. However, review all insecticide and fungicide labels for restrictions.

Do not use EDITION Broadspec plus Malathion, as crop injury will result.

With Liquid Nitrogen Solution Fertilizer

Liquid nitrogen fertilizer solutions may be used as a carrier in place of water. Run a tank mix compatibility test before mixing EDITION Broadspec in fertilizer solution. Do not add EDITION Broadspec directly to liquid nitrogen fertilizer; the granules will not dissolve. EDITION Broadspec must be thoroughly mixed with clean water before it is added to liquid nitrogen fertilizer. If granules remain when the mixture is poured out, add more clean water and mix until all granules have disappeared. Ensure that the agitator is running when the EDITION Broadspec premix is added. Use of this mixture may result in temporary crop yellowing and stunting.

If using low rates of liquid nitrogen fertilizer in the spray solution (less than 50% of the spray solution volume), the addition of surfactant is necessary. Add surfactant at ¼ qt – 1 qt per 100 gal of spray solution (0.06-0.25% v/v) based on local guidance.

When using high rates of liquid nitrogen fertilizer solution in the spray solution, adding surfactant increases the risk of crop injury. Consult your agricultural dealer, consultant, or fieldman for a specific recommendation before adding an adjuvant to these tank mixtures.

If 2,4-D or MCPA is included with EDITION® Broadspec and fertilizer mixture, ester formulations tend to be more compatible (see manufacturer's label). Additional surfactant is not needed when using

EDITION Broadspec in tank mix with 2,4-D ester or MCPA ester and liquid nitrogen fertilizer solutions.

Do not use on low rates of liquid nitrogen fertilizer solution as a substitute for a surfactant.

Do not use with liquid fertilizer solutions with a pH less than 3.0.

TANK MIXTURES IN FALLOW

EDITION Broadspec may be used as a fallow treatment, and should be tank mixed with other herbicides that are registered for use in fallow. Read and follow all manufacturer's label instructions for the companion herbicide. If those instructions conflict with this label, do not tank mix the herbicide with EDITION Broadspec.

TANK MIXTURES IN PRE-PLANT BURNDOWN

EDITION Broadspec may be used as a preplant burndown treatment alone or tank mixed with one or more herbicides registered for preplant burndown, such as, 2,4-D ester, dicamba products like "Banvel/Clarity," Glyphos® or Glyphos® X-TRA, "Ignite," and paraquat. Read and follow all manufacturers' label instructions for the companion herbicide. If those instructions conflict with this label, follow the most restrictive labeling (such as planting interval after application), or do not tank mix with the herbicide EDITION Broadspec.

SPECIFIC WEED PROBLEMS

Applications of EDITION Broadspec alone may not provide adequate control of certain problem weeds. Acceptable control of these species can be achieved by tank mixing EDITION Broadspec with one or more herbicides labeled for burndown applications.

Common cocklebur, common ragweed, cutleaf eveningprimrose, marestalk, prickly lettuce, vetches (common, hairy), wild garlic, wild radish: For control use EDITION Broadspec 0.6-0.8 ounce per acre in combination with 2,4-D ester, 0.5-1.0 lb active ingredient per acre or dicamba ("Banvel/Clarity") 0.25 lb active ingredient per acre. The addition of Glyphos, Glyphos X-TRA, "Paraquat," or "Ignite" to the above tank mixes will improve control of many species. If glyphosate-resistant marestalk or common ragweed is known or suspected to be present, use the highest specified rate of dicamba, or 2,4-D ester in glyphosate tank mixes.

Carolina geranium, henbit: For control apply EDITION Broadspec 0.6-0.8 ounces per acre in combination with Glyphos, Glyphos X-TRA, "Paraquat," or "Ignite." The addition of 2,4-D ester 0.5-1.0 lb active ingredient per acre or dicamba ("Banvel/Clarity") 0.25 lb active ingredient per acre may improve control of heavy populations, stressed weeds, and larger weeds.

When preplant intervals for growth regulator products (dicamba and 2,4-D ester) preclude their use in EDITION® Broadspec combinations for control of problem weeds, apply EDITION Broadspec 0.6-0.8 ounce per acre tank mixed with Glyphos, Glyphos X-TRA, "Paraquat," or "Ignite" to achieve control or suppression of these species.

TANK MIXTURES IN POST HARVEST APPLICATIONS

180624

EDITION Broadspec may be used as a post harvest treatment to crop stubble, and should be tank mixed with other herbicides that are registered for use in fallow.

MIXING INSTRUCTIONS

Do not use with spray additives that alter the pH of the spray solution below pH 5.0 or above pH 9.0 as rapid product degradation can occur. Spray solutions of pH 6.0-8.0 allow for optimum stability of EDITION Broadspec.

1. Fill the tank 1/4 to 1/3 full of water.
2. While agitating, add the required amount of EDITION Broadspec.
3. Continue agitation until the EDITION Broadspec is fully dissolved, at least 5 minutes.
4. Once the EDITION Broadspec is fully dissolved, maintain agitation and continue filling tank with water.
5. As the tank is filling, add tank mix partners and then add the required volume of spray adjuvant. Always add spray adjuvant last. Antifoaming agents may be used. Do not use with spray additives that alter the pH of the spray solution below pH 6.0 as rapid product degradation can occur. Spray solutions of pH 7.0 and higher allow for optimum stability of EDITION Broadspec.
6. Dispersed tank mix partners can settle if the tank mixture is not continually agitated. If settling occurs, thoroughly re-agitate before using.
7. Apply EDITION Broadspec spray mixture within 24 hours of mixing to avoid product degradation.
8. If EDITION Broadspec and a tank mix partner are to be applied in multiple loads, fully dissolve the EDITION Broadspec in clean water prior to adding to the tank.

GRAZING

Allow at least 7 days between application and grazing of treated forage. In addition, allow at least 7 days between application and feeding of forage from treated areas to livestock. Allow at least 30 days between application and feeding of hay from treated areas to livestock. Harvested straw may be used for bedding and/or feed. Allow at least 45 days between application and harvesting of grain.

SPRAY EQUIPMENT

For specific application equipment, refer to the manufacturer's instructions for additional information on GPA, pressure, speed, nozzle types and arrangements, nozzle heights above the target canopy, etc.

Be sure to calibrate air or ground equipment properly before application. Select a spray volume and delivery system that will ensure thorough coverage and a uniform spray pattern with minimum drift. Use higher spray volumes to obtain better coverage when crop canopy is dense. Avoid swath overlapping, and shut off spray booms while starting, turning, slowing, or stopping, to avoid injury to the crop.

Do not make applications using equipment and/or spray volumes or during weather conditions that might cause spray to drift onto nontarget sites. For additional information on spray drift refer to Spray Drift Management section of this label.

Continuous agitation is not required for EDITION® Broadspec but may be required to keep tank-mix partners for additional information.

190724

SPRAYER CLEANUP

The spray equipment must be cleaned before EDITION Broadspec is sprayed. Follow the cleanup procedures specified on the labels of the previously applied products. If no directions are provided, follow the six steps outlined in "After Spraying EDITION Broadspec" in this label.

AT THE END OF THE DAY

It is recommended that during periods when multiple loads of EDITION Broadspec are applied, at the end of each day spraying, the interior of the tank be rinsed with fresh water and then partially filled, and the boom and hoses flushed. This will prevent the buildup of dried pesticide deposits which can accumulate in the application equipment.

AFTER SPRAYING EDITION BROADSPEC AND BEFORE SPRAYING CROPS OTHER THAN WHEAT AND BARLEY

To avoid subsequent injury to desirable crops, thoroughly clean all mixing and spray equipment immediately following applications of EDITION Broadspec as follows:

1. Empty the tank and drain the sump completely.
2. Spray the tank walls with clean water using a minimum volume of 10% of the tank volume. Add household ammonia at a solution rate of 1 gal/100 gal water or other similarly approved cleaner to the tank. Circulate the water through the lines, including all by-pass lines, for at least two minutes. Flush the boom well and empty the sprayer. Completely drain the sump.
3. Repeat step 2. For this rinse, the addition of household ammonia or other cleaner is not required.
4. Remove the nozzles and screens and clean separately in a bucket containing water.

The rinsate solution may be applied to the crop(s) listed on this label. Do not exceed the maximum-labeled use rate. If cleaners are used, consult the cleaner label for rinsate disposal instructions. If no instructions are given, dispose of the rinsate on site or at an approved waste disposal facility.

Notes:

1. Always start with a clean spray tank.
2. Steam-cleaning aerial spray tanks is recommended to facilitate the removal of any caked deposits.
3. When EDITION Broadspec is tank mixed with other pesticides, all cleanout procedures for each product should be examined and the most rigorous procedure should be followed.
4. In addition to this cleanout procedure, all pre-cleanout guidelines on subsequently applied products should be followed as per the individual labels.

SPRAY DRIFT MANAGEMENT

The interaction of many equipment and weather-related factors determines the potential for spray drift. The applicator is responsible for considering all these factors when making application decisions.

IMPORTANCE OF DROPLET SIZE

AVOIDING SPRAY DRIFT IS THE RESPONSIBILITY OF THE APPLICATOR.

The most effective way to reduce drift potential is to apply large droplets (>150-200 microns). The best drift management strategy is to apply the largest droplets that provide sufficient coverage and control. The presence of sensitive species nearby, the environmental conditions, and pest pressure

may affect how an applicator balances drift control and coverage. APPLYING LARGER DROPLETS REDUCES DRIFT POTENTIAL, BUT WILL NOT PREVENT DRIFT IF APPLICATIONS ARE MADE IMPROPERLY OR UNDER UNFAVORABLE ENVIRONMENTAL CONDITIONS! See **Wind, Temperature and Humidity** and **Temperature Inversions** sections of this label.

Controlling Droplet Size – General Techniques

- **Volume** – Use high flow rate nozzles to apply the highest practical spray volume. Nozzles with higher rated flows produce larger droplets.
- **Pressure** – Use the lower spray pressures recommended for the nozzle. Higher pressure reduces droplet size and does not improve canopy penetration. WHEN HIGHER FLOW RATES ARE NEEDED, USE A HIGHER-CAPACITY NOZZLE INSTEAD OF INCREASING PRESSURE.
- **Nozzle Type** – use a nozzle type that is designed for the intended application. With most nozzle types, narrower spray angles produce larger droplets. Considering using low-drift nozzles.

Controlling Droplet Size – Aircraft

- **Number of Nozzles** – Use the minimum number of nozzles with the highest flow rate that provide uniform coverage.
- **Nozzle Orientation** – Orienting nozzles so that the spray is emitted backwards, parallel to the airstream will produce larger droplets than other orientations.
- **Nozzle Type** – Solid stream nozzles (such as disc and core with swirl plate removed) oriented straight back produce larger droplets than other nozzle types.
- **Boom Length** – The boom length should not exceed $\frac{3}{4}$ of the wing or rotor length – longer booms increase drift potential.
- **Application Height** – Application more than 10 ft above the canopy increases the potential for spray drift.

BOOM HEIGHT

Setting the boom at the lowest referenced height (if specified) which provides uniform coverage reduces the exposure of droplets to evaporation and wind. For ground equipment, the boom should remain level with the crop and have minimal bounce.

WIND

Drift potential increases at wind speeds of less than 3 mph (due to inversion potential) or more than 10 mph. However, many factors, including droplet size and equipment type, determine drift potential at any given wind speed. AVOID GUSTY AND WINDLESS CONDITIONS.

Note: Local terrain can influence wind patterns. Every applicator should be familiar with local wind patterns and how they affect spray drift.

TEMPERATURE AND HUMIDITY

When making applications in hot and dry conditions, set up equipment to product larger droplets to reduce effects of evaporation.

TEMPERATURE INVERSIONS

Drift potential is high during a temperature inversion. Temperature inversions restrict vertical air mixing, which causes small suspended droplets to remain close to the ground and move laterally in a

concentrated cloud. Temperature inversions are characterized by increasing temperature with altitude and are common on nights with limited cloud cover and light to no wind. They begin to form as the sun sets and often continue into the morning. Their presence can be indicated by ground fog. However, if fog is not present, inversions can also be identified by the movement of smoke from a ground source or an aircraft smoke generator. Smoke that layers and moves laterally in a concentrated cloud (under low wind conditions) indicates an inversion, while smoke that moves upward and rapidly dissipates indicates good vertical air mixing.

SHIELDED SPRAYERS

Shielding the boom or individual nozzles can reduce the effects of wind. However, it is the responsibility of the applicator to verify that the shields are preventing drift and not interfering with uniform deposition of the product.

AIR ASSISTED (AIR BLAST)

FIELD CROP SPRAYERS

Air assisted field crop sprayers carry droplets to the target area via a downward directed air stream. Some may reduce the potential for drift, but if a sprayer is unsuitable for the application and/or set up improperly, high drift potential can result. It is the responsibility of the applicator to determine that a sprayer is suitable for the intended application, is configured properly, and that drift is not occurring.

Note: Air assisted field sprayers can affect product performance by affecting spray coverage and canopy penetration. Consult the spray equipment section of this label to determine if use of an air assist sprayer is recommended.

RESISTANCE

When herbicides that affect the same biological site of action are used repeatedly over several years to control the same weed species in the same field, naturally-occurring resistant biotypes may survive a correctly applied herbicide treatment, propagate, and become dominant in that field. Adequate control of these resistant weed biotypes cannot be expected. If weed control is unsatisfactory, it may be necessary to retreat the problem area using a product affecting a different site of action.

To better manage herbicide resistance through delaying the proliferation and possible dominance of herbicide resistant weed biotypes, it may be necessary to change cultural practices within and between crop seasons such as using a combination of tillage, retreatment, tank-mix partners and/or sequential herbicide applications that have a different site of action. Weed escapes that are allowed to go to seed will promote the spread of resistant biotypes.

It is advisable to keep accurate records of pesticides applied to individual fields to help obtain information on the spread and dispersal of resistant biotypes. Consult your agricultural dealer, consultant, applicator, and/or appropriate state agricultural extension representative for specific alternative cultural practices or herbicide instructions available in your area.

INTEGRATED PEST MANAGEMENT

Cheminova recommends the use of Integrated Pest Management (IPM) programs to control pests. This product may be used as part of an Integrated Pest Management (IPM) program that can include biological, cultural, and genetic practices aimed at preventing economic pest damage. Application of this product should be based on IPM principles and practices including field scouting or other

detection methods, correct target pest identification, population monitoring, and treating when target pest populations reach locally determined action thresholds. Consult your local state cooperative extension service, professional consultants or other qualified authorities to determine appropriate action treatment threshold levels for treating specific pest/crop systems in your area.

RESTRICTIONS

Injury to or loss of adjacent sensitive crops, desirable trees or vegetation may result from failure to observe the following:

- Do not apply, drain or flush equipment on or near desirable trees or other plants or on areas where their roots may extend, or in locations where the chemical may be washed or moved into contact with their roots.
- Do not use on lawns, walks, driveways, tennis courts, or similar areas. Prevent drift of spray to desirable plants.
- Take all necessary precautions to avoid all direct or indirect contact (such as spray drift) with non-target plants or areas.
- Carefully observe all sprayer cleanup instructions both prior to and after using this product, as spray tank residue may damage crops other than wheat, barley, oats, and triticale.

Wheat, barley, oats, and triticale may differ in their response to various herbicides. Cheminova recommends that you first consult your state experiment station, university, or extension agent as to sensitivity to any herbicide. If no information is available, limit the initial use of EDITION[®] Broadspec to a small area.

Under certain conditions, such as heavy rainfall, prolonged cold weather (daily high temperature less than 50°F), or wide fluctuations in day/night temperatures prior to or soon after EDITION Broadspec application, temporary discoloration and/or crop injury may occur. To reduce the potential of crop injury, tank mix EDITION Broadspec with 2,4-D (ester formulations perform best – see “Tank Mixtures” section of this label) and apply after the crop is in the tillering stage of growth.

EDITION Broadspec should not be applied to wheat, barley, oats, and triticale that is stressed by severe weather conditions, drought (including low levels of subsoil moisture), low fertility, water-saturated soil, disease, or insect damage, as crop injury may result. Risk of injury is greatest when crop is in the 2 to 5-leaf stage. Severe winter stress, drought, disease, or insect damage following application also may result in crop injury.

Do not apply to wheat, barley, oats, and triticale underseeded with another crop. Dry, dusty field conditions may result in reduced control in wheel track areas.

Also observe the following:

- Do not harvest wheat or barley sooner than 45 days after the last application of EDITION[®] Broadspec

When using EDITION Broadspec in tank mixes or sequential applications with other products containing thifensulfuron-methyl and/or tribenuron-methyl, do not exceed the following limits:

Use	Active Ingredient	Maximum oz. AI per single application	Maximum oz. AI per use period
Wheat, barley, triticale	Thifensulfuron-methyl	0.45	0.75
	Tribenuron-methyl	0.25	0.25
Oat	Thifensulfuron-methyl	0.3	0.3
	Tribenuron-methyl	0.1	0.1
Fallow, burndown, post harvest	Thifensulfuron-methyl	0.45	0.75
	Tribenuron-methyl	0.25	0.25

STORAGE AND DISPOSAL

Do not contaminate water, food, or feed by storage and disposal.

Pesticide Storage: Use and store this product only in its original container. Store product in a secure storage area away from sources of heat or open flame. Protect product from freezing.

Pesticide Disposal: Wastes resulting from the use of this product must be disposed of on site or at an approved waste disposal facility.

Container Handling:

Nonrefillable container. Do not reuse or refill this container. Offer for recycling if available.

Nonrefillable containers 5 gallons or less:

Do not reuse or refill this container. Triple rinse as follows: Empty the remaining contents into application equipment or a mix tank and drain for 10 seconds after the flow begins to drip. Fill the container ¼ full with water and recap. Shake for 10 seconds. Pour rinsate into application equipment or a mix tank or store rinsate for later use or disposal. Drain for 10 seconds after the flow begins to drip. Repeat this procedure two more times.

Nonrefillable containers greater than 5 gallons:

Do not reuse or refill this container. Offer for recycling if available. Triple rinse container promptly after emptying. Triple rinse as follows: Empty the remaining contents into application equipment or a mix tank. Fill the container ¼ full with water. Replace and tighten closures. Tip container on its side and roll it back and forth, ensuring at least one complete revolution, for 30 seconds. Stand the container on its end and tip it back and forth several times. Turn the container over onto its other end and tip it back and forth several times. Empty the rinsate into application equipment or a mix tank and store rinsate for later use or disposal. Repeat this procedure two more times.

IMPORTANT: READ BEFORE USE

Read the entire Directions for Use, Conditions, Disclaimer of Warranties and Limitations of liability before using this product.

If terms are not acceptable, return the unopened product container at once. By using this product, user or buyer accepts the following warranty disclaimer, inherent risks of use and limitation of remedies.

WARRANTY DISCLAIMER

Cheminova warrants that this product conforms to the chemical description on the label and is reasonably fit for the purposes stated on the label when used in strict accordance with the directions, subject to the inherent risks set forth below. TO THE EXTENT CONSISTENT WITH APPLICABLE LAW, CHEMINOVA MAKES NO OTHER EXPRESS OR IMPLIED WARRANTY OF MERCHANTABILITY OR FITNESS FOR A PARTICULAR PURPOSE OR ANY OTHER EXPRESS OR IMPLIED WARRANTY.

INHERENT RISKS OF USE

It is impossible to eliminate all risks associated with use of this product. Crop injury, lack of performance, or other unintended consequences may result because of such factors as use of the product contrary to label instructions (including conditions noted on the label, such as unfavorable temperatures, soil conditions, etc.), abnormal conditions (such as excessive rainfall, drought, tornadoes, hurricanes), presence of other materials, the manner of application, or other factors, all of which are beyond the control of Cheminova or the seller. All such risks shall be assumed by the Buyer.

LIMITATION OF REMEDIES

To the extent consistent with applicable law, the exclusive remedy for losses or damages resulting from this product (including claims based on contract, negligence, strict liability, or other legal theories), shall be limited to, at Cheminova's election, one of the following:

- 1) Refund of purchase price paid by buyer or user for product bought, or
- 2) Replacement of amount of product used.

Cheminova shall not be liable for losses or damages resulting from handling or use of this product unless Cheminova is promptly notified of such loss or damage in writing. In no case shall Cheminova be liable for consequential or incidental damages or losses. The terms of the Warranty Disclaimer above and this Limitation of Remedies cannot be varied by any written or verbal statements or agreements. No employee or sales agent of Cheminova or the seller is authorized to vary or exceed the terms of the Warranty Disclaimer or this Limitation of Remedies in any manner.

"EDITION" and "Harass" are trademarks and registered trademarks of Cheminova

"Affinity", "Ally", "Express", "Finesse", "Glean" And "Total Sol" are trademarks or registered trademarks of E.I. duPont Nemours and Company

"Assert" is a registered trademark of NuFarm Americas, Inc.

"Banvel" and "Clarity" are trademarks or registered trademarks of BASF Corporation

"Bronate," "Buctril," "Huskie," "Wolverine," "Hoelon" and "Rimfire" are registered trademarks of Bayer CropScience

"Colt" is a registered trademark of United Agri Products, Inc.

"Salvo" and "Sword" are trademarks or registered trademarks of Loveland Products, Inc.

"CleanWave," "Widematch" and "Starane" are registered trademarks of Dow AgroSciences, LLC

"Achieve" and "Axial" are registered trademarks of Syngenta Crop Protection

"Everest" is a registered trademark of Arysta LifeScience North America Corporation