

67760-49

8-8-2008

1/16



UNITED STATES ENVIRONMENTAL PROTECTION AGENCY  
WASHINGTON, D.C. 20460

OFFICE OF  
PREVENTION, PESTICIDES AND  
TOXIC SUBSTANCES

Mrs. Jennifer L. DeCarlo  
Cheminova A/S c/o Cheminova, Inc.  
1700 Route 23, Suite 300  
Wayne, NJ 07470

AUG 8 2008

RE: Notification of label change per PR Notice 2008-1  
EPA Registration Number: 67760-49  
Date of Submission: June 23, 2008

Dear Mrs. DeCarlo:

The Agency is in receipt of your Application for Pesticide Notification under Pesticide Registration Notice (PRN) 98-10 dated June 23, 2008, for the product, Glyphos Concentrate 41% Weed and Grass Killer. The Registration Division (RD) has conducted a review of this request for its applicability under PRN 98-10 and finds that the actions requested fall within the scope of PRN 98-10. The label submitted with the application has been stamped "Notification" and will be placed in our records.

If you have any questions, please call me directly at 703-305-6249 or Joyce Edwards of my staff at 703-308-5479.

Sincerely,

A handwritten signature in black ink, appearing to be "Linda Arrington".

Linda Arrington  
Notifications & Minor Formulations Team Leader  
Registration Division (7505P)  
Office of Pesticide Programs

2/16

<b>EPA</b> United States Environmental Protection Agency Washington, DC 20460	<input type="checkbox"/> Registration <input type="checkbox"/> Amendment <input checked="" type="checkbox"/> Other - <b>NOTIFICATION</b>	OPP Identifier Number <b>XXXXXXX</b>
--	--	---

**Application for Pesticide - Section I**

1. Company/Product Number <b>67760-49</b>	2. EPA Product Manager <b>Jim Tompkins</b>	3. Proposed Classification  <input checked="" type="checkbox"/> None <input type="checkbox"/> Restricted
4. Company/Product (Name) <b>Glyfos Concentrate 41% Weed and Grass Killer</b>	PM# <b>25</b>	
5. Name and Address of Applicant (Include ZIP Code) <b>Cheminova A/S c/o Cheminova, Inc.          1700 Route 23, Suite 300          Wayne, NJ 07470</b>		6. Expedited Review. In accordance with FIFRA Section 3(c)(3)(b)(I), my product is similar or identical in composition and labeling to: EPA Reg. No. <b>NOTIFICATION</b> Product Name <b>AUG 08 2008</b>

☐ Check if this is a new address

**Section - II**

<input type="checkbox"/> Amendment - Explain below. <input type="checkbox"/> Resubmission in response to Agency letter dated _____ <input checked="" type="checkbox"/> Notification - Explain below.	<input type="checkbox"/> Final printed labels in response to Agency letter dated _____ <input type="checkbox"/> "Me Too" Application <input type="checkbox"/> Other - Explain below
--	---

**Explanation:** Use additional page(s) if necessary. (For Section I and Section II.)

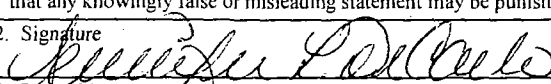
**Notification of label change per PR Notice 2008-1.**

Notification of label change relative to PR Notice 2008-1. This notification is consistent with the guidance in PR Notice 2008-1 and the requirements of EPA's regulations at 40 CFR §§156.10, 156.80, and 152.46, and no other changes have been made to the labeling or the Confidential Statement of Formula of this product. I understand that it is a violation of 18 U.S.C. Sec. 1001 to willfully make any false statement to EPA. I further understand that if this notification is not consistent with the guidance of PR Notice 2008-1 and the requirements of 40 CFR §§156.10, 156.80 and 152.46, this product may be in violation of FIFRA and I may be subject to enforcement action and penalties under sections 12 and 14 of FIFRA.

**Section - III**

1. Material This Product Will Be Packaged In:			
Child-Resistant Packaging <input type="checkbox"/> Yes* <input type="checkbox"/> No <b>*Certification must be submitted</b>	Unit Packaging <input type="checkbox"/> Yes <input type="checkbox"/> No If "Yes"    No. per Unit Packaging wgt.    container	Water Soluble Packaging <input type="checkbox"/> Yes <input type="checkbox"/> No If "Yes"    No. per Package wgt.    container	2. Type of Container <input type="checkbox"/> Metal <input type="checkbox"/> Plastic <input type="checkbox"/> Glass <input type="checkbox"/> Paper <input type="checkbox"/> Other (Specify)
3. Location of Net Contents Information <input type="checkbox"/> Label <input type="checkbox"/> Container	4. Size(s) Retail Container		5. Location of Label Directions <input type="checkbox"/> On Label <input type="checkbox"/> On labeling accompanying product
6. Manner in Which Label is Affixed to Product <input type="checkbox"/> Lithograph <input type="checkbox"/> Other _____ <input type="checkbox"/> Paper glued <input type="checkbox"/> Stenciled			

**Section - IV**

1. Contact Point (Complete items directly below for identification of individual to be contacted, if necessary, to process this application)			
Name <b>Jennifer L. DeCarlo</b>	Title <b>Regulatory Affairs Manager</b>	Telephone No. (Include Area Code) <b>973-305-6000, x. 225</b>	
Certification I certify that the statements I have made on this form and all attachments thereto are true, accurate and complete. I acknowledge that any knowingly false or misleading statement may be punishable by fine or imprisonment or both under applicable law.			6. Date Application Received (Stamped)
2. Signature 	3. Title <b>Regulatory Affairs Manager</b>		6. Date Application Received (Stamped)
4. Typed Name <b>Jennifer L. DeCarlo</b>	5. Date <b>June 23, 2008</b>		

3/16

NOTIFICATION

AUG 08 2008

# Glyfos®

## Concentrate 41% Weed & Grass Killer

[Optional proposed text appears in brackets – the final label may include some or all of the optional text]

- [Ultra formula] [Concentrated for extra value] [Concentrated and economical]
- [Super concentrate]
- [Built in measuring cap and pour spout]
- [Now/New measuring cap and pour spout included]
- [Easy Measure] [Easy Pour.]
- [Water-based formulation]
- [Low odor] [No roots] [No weeds] [No problem]
- [Makes up to [21] [35] [85] gallons [of spray solution] [varies with container size]
- [Covers up to [6,300] [10,500] [25,500] sq ft [varies with container size]
- [One gallon of spray solution covers 300 sq ft] [75 sq ft per qt] [55 sq ft per 24 oz]
- [Kills weeds and grasses] [ in 1 to 2 weeks] [right down to the root]
- [See results in 2-4 days]
- [Kills [even] the [hardest] [toughest] of weeds and grasses]
- [Multi-purpose Grass & Weed Killer]
- [A general purpose broadleaf weed & grass killer]
- [Kills undesirable weeds and grasses]
- [Kills the weed above and the root below]
- [Kills weeds & grasses to the root]
- [Kills weeds & grasses down to the root]
- [Kills unwanted vegetation right down to the root]
- [Apply using] [For application with] [Standard Tank Sprayer; BIG SHOT® Multi-purpose sprayer; ORTHO® Dial 'n Spray®; ORTHO SPRAY-ETTE®; other ORTHO hose-end sprayer or other hose-end sprayer]
- [Use for site preparation for large plantings, such as flower beds, fruit trees, ornamentals, vegetables, garden sites and to renovate or replace lawns]
- [Kills many of the weeds you don't want] [Rid weeds] [Get rid of weeds] in flowerbeds, along fences, around trees, shrubs, driveways, walkways, in and around fences, patios, paths, sidewalks and curb cracks, walkways and trails]
- Use to refill **Glyfos Ready-to-Use [specific product number] Weed and Grass Killer**
- [Reseed or sod new lawns 7 days following treatment]
- [Ornamentals can be planted or transplanted the day following treatment]

PRODUCT USAGE	
Kills	Kills unwanted weeds and grasses
Use On	Driveways, walkways, curbs, patios
	Around fruits, trees, shrubs, flowers, vegetable gardens
	Along fences and sidewalks
Amount to Use	Use 2 ½ fl. oz. (5 Tbs.) per gallon of water for 300 sq. ft.

4/16

KEEP OUT OF REACH OF CHILDREN

## CAUTION

**ACTIVE INGREDIENT :**

\*Glyphosate, [N-(phosphonomethyl) glycine], in the form of its isopropylamine salt.....41.0%

**OTHER INGREDIENTS**.....59.0%

**TOTAL**.....100.0%

\*Acid equivalent or glyphosate content = 30.34%

**READ PRECAUTIONS AND DIRECTIONS ON [BACK] [SIDE] [INSIDE] LABEL.**

or

**SEE {[BACK] [SIDE] [INSIDE] PANEL} [BOOKLET] FOR ADDITIONAL PRECAUTIONARY STATEMENTS**

or

**PEEL OPEN FOR USE DIRECTIONS AND FURTHER INFORMATION.**

**NET CONTENTS:**

32 oz (1 quart)(946 mL)

53.7 fl oz (0.42 gallon)(1.5 L)

128 fl oz (1 gallon)(3.7L)

EPA Reg. No. 67760-49

EPA Est. No

THIS IS AN END-USE PRODUCT. CHEMINOVA, INC. DOES NOT INTEND AND HAS NOT REGISTERED IT FOR REFORMULATION OR REPACKAGING.

Manufactured for:

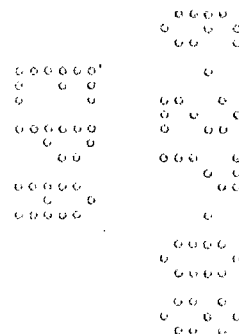
Cheminova, Inc.

Oak Hill Park

1700 Route 23

Wayne, New Jersey 07470

[Product of Denmark] [Product of USA]



### PRECAUTIONARY STATEMENTS

**Hazards to Humans and Domestic Animals**

## CAUTION

Harmful if absorbed through the skin. Causes moderate eye irritation. Avoid contact with eyes, skin or clothing. Wash thoroughly with soap and water after handling. Keep children and pets away from treated areas until spray has dried. Avoid contamination of food. Do not contaminate water supplies.

### FIRST AID

- IF ON SKIN:**
- Take off contaminated clothing. Rinse skin with plenty of water for 15–20 minutes.
  - Call a poison control center or doctor for treatment advice.
- IF IN EYES:**
- Hold eye open and rinse slowly and gently with water for 15 – 20 minutes.
  - Remove contact lenses, if present, after the first 5 minutes, then continue rinsing eye.
  - Call a poison control center or doctor for treatment advice.

Have the product container or label with you when calling a poison control center or doctor, or going for treatment.

You may also call 1-866-303-6950, [or other designated medical emergency toll free number] for emergency medical treatment information.

### ENVIRONMENTAL HAZARDS

To protect the environment, do not allow pesticide to enter or run off into storm drains, drainage ditches, gutters or surface waters. Applying this product in calm weather when rain is not predicted for the next 24 hours will help to ensure that wind or rain does not blow or wash pesticide off the treatment area. Rinsing application equipment over the treated area will help avoid run off to water bodies or drainage systems.

### [CONSUMER INFORMATION

[This product will treat up to:

- 6,300 sq ft (approx. size of 3 tennis courts) – for quart size
- 10,500 sq ft (approx. size of 5 tennis courts) – for 53 fl oz size
- 25,500 sq ft (approx. size of 12 tennis courts) – for 1 gallon size

**Mixing directions:** For best results use 2½ fl oz (5 Tbs) per gallon of water. One gallon of water will treat approximately 300 sq ft.

[**Glyfos Concentrate 41% Weed and Grass Killer** eliminates nearly all common weeds, grasses and unwanted vegetation.] [Illustrations]

[Add water and use along fences, in driveways, sidewalks, brick and gravel walkways, next to trees and shrubs, and around buildings to control weeds and unwanted vegetation. Use **Glyfos** for edging landscapes. **Glyfos** is suited for lawn renovation or to prepare large sites for planting of flower beds, vegetable gardens or wildlife food plots. **Glyfos** can also be used for large jobs such as lawn renovation and vegetable and flower garden preparation.

[For edging around lawns] [For lawn replacement/renovation] [For garden plot preparation] [Do not use on or around edible feed or food crops.]

[**Important:** This product is a non-selective herbicide that will kill all vegetation contacted. This herbicide kills unwanted plants by inhibiting the production of a substance found only in plants. It enters plants through the sprayed foliage and moves down to the roots. Avoid direct spray or drift onto desirable plants, lawn grasses, shrubs and trees. Protect desirable plants and vegetation with a piece of plastic or cardboard. If desirable plants are accidentally sprayed, wash plants with water immediately. Any **Glyfos** not absorbed by the plant is broken down into natural materials. This product has no soil activity and thus will not affect nearby untreated plants.

Do not mow, cut or otherwise disturb treated vegetation for at least 7 days following application.

[For product information and a complete list of weeds controlled] [For more information] [For questions or comments], call toll-free 1-800-xxx-yyyy or visit [www.xxxxx.xxx](http://www.xxxxx.xxx).]

### **CONTROLS ALL TYPES OF WEEDS AND GRASSES INCLUDING:**

#### **[Annual weeds and grasses:**

Annual ryegrass, annual bluegrass, barnyardgrass, beggarweed, black medic, blue medic, blue toadflax, brassbuttons, blue mustard, brome grass, bur clover, buttercup, cheeseweed, chickweed, clover, common groundsel, common lambsquarters, common plantain, common ragweed, crabgrass, creeping beggarweed, diffuse lovegrass, dog fennel, evening primrose, false dandelion, fall panicum, fennel, fiddleneck, field pennycress, field sandbur, filaree, Florida pusley, foxtail, garden spurge, goosegrass, green foxtail, hemp sesbania, henbit, horseweed/marestail, ironweed, knotweed, lambsquarters, little bitter cress, London rocket, maiden cane, mallow, mayweed, mouseear chickweed\*, oxalis\*, Pennsylvania smartweed, pennywort, pigweed, prickly lettuce, prostrate spurge, puncture vine, purslane, redroot pigweed, sandspur, shepherds purse, smartweed, smooth cat's ear, smooth pigweed, sowthistle, spotted spurge, sprangletop, spurges, tansy mustard, tansy ragwort, teaweed, Texas panicum, tumble mustard, velvetleaf, wild geranium\*, witchgrass, wild mustard, yellow nutgrass, yellow oxalis] [and many other annual grasses and weeds] [controls many unwanted plants] [kills most types of weeds and grasses].

#### **[Perennial weeds, grasses and brush [Tough weed control]:**

Alder, artichoke thistle, bahiagrass, barnyardgrass, bentgrass, Bermuda grass, blackberries, bluegrass, broadleaf plantain, brownseed paspalum, buckhorn plantain, bull thistle, Canada thistle, cattail, ceanothus, centipedegrass, cherry, cocklebur, cogongrass, common mullein, common ragweed, coralbead, coyote brush, creeping bentgrass, creeping Charlie, creeping lantana, curly dock, dallisgrass, dandelion, dewberry, dog fennel, elderberry, false dandelion, fescue species, field bindweed, guineagrass, hairy crabgrass, honeysuckle, horsetail, horseradish, iceplant, Johnson grass, Kentucky bluegrass, kikuyugrass, knapweed, knawel, kudzu, lantana, maiden cane, milkweed, mouseear chickweed\*, multiflora rose, nimblewill, nutgrass (nutsedge), oak species, oldenlandia, orchardgrass, oxalis\*, pampasgrass, pennywort, perennial ryegrass, plantain, poison oak, poison ivy, poison hemlock, primrose, purple cudweed\*, purple nutsedge, quackgrass, quaking aspen, ragweed, raspberry, red clover, smooth brome grass, sourdock, sowthistle, St. Augustine grass, sumac, tall fescue, tansy ragwort, thistle, timothy, torpedograss, trumpet creeper, vaseygrass, Virginia creeper, white clover, whitetop, wild barley, wild blackberry, wild carrot, wild morning-glory, wild oats, wild sweet potato, willow, yarrow, yellow nutgrass, yellow starthistle, zoysia] [and many other perennial grasses, weeds, brush and sedges] [controls many unwanted weeds/plants] [kills most types of weeds and grasses].

\*Annual or Perennial

### **DIRECTIONS FOR USE**

It is a violation of Federal law to use this product in a manner inconsistent with its labeling. [Read the entire panel before using this product.] [Use only according to label instructions observing all precautions].

**Note:** See the **CONSUMER INFORMATION** section of this label for important information on protecting plants you like.

**[When to use] [When to apply]:**

Apply to actively growing weeds, preferably before the seed heads form. Completely spray the foliage of the weeds and grasses you want to kill until thoroughly wet. It's best to apply on a warm sunny day when daytime temperatures are above 60° F. Weed control is accelerated by warm sunny weather. Apply when the wind is calm. [Rainfast in 2 hours.] [Rain or watering 2 hours after application will not wash away effectiveness.] Most treated weeds usually show initial symptoms in 2-4 days and complete kill in 1-2 weeks. Hard-to-control weeds may require a second application if not completely dead in 4 weeks.

**[How to use][How to apply]**

This product is formulated for "spot" treatment of individual weeds and grasses or for treatment of large areas as instructed on this label (see specific site areas below). Apply with a plastic, aluminum or stainless steel tank-type sprayer.

Do not apply with galvanized or unlined steel sprayer, or through any irrigation system or sprinkling can.

Use a tank-type sprayer with a coarse spray nozzle for spot treatments. Use [the ORTHO Dial 'n Spray] [a hose-end sprayer] to treat large areas such as for lawn renovation or to prepare sites for planting flower beds or vegetable gardens.

Apply to evenly and thoroughly wet weeds and grasses.

Apply **Glyfos** using any of the following equipment:

- Plastic, aluminum or stainless steel tank sprayer
- ORTHO Dial' N Spray®
- ORTHO Spray-Ette®
- A hose-end sprayer recommended for weed killers
- Hand-trigger pump sprayer

**Cleaning Application Equipment:**

To clean sprayer after use, triple rinse sprayer and all sprayer parts with water. Spray rinse water on bare soil or gravel. After thorough cleaning, sprayer can be used for other products.

**[Directions if container has a measuring cap:]**

**Measuring Cap:** To open, squeeze the sides at the points indicated while unscrewing. There are [four] or [n] levels marked inside the measuring cap. Use the following table and the measuring cap to determine the amount of **Glyfos** to mix. Close cap tightly after use. No need to rinse cap.

Level 1 = 1 teaspoon (tsp)

Level 2 = 1 Tablespoon (Tbs) = 3 tsp

Level 3 = 1 fl oz (2 Tbs)

Level 4 = 2 fl oz (4 Tbs)

Level n = n fl oz

*[Note to reviewer: The measuring cap may have more than 4 levels or at different intervals than noted above. If necessary, additional levels will be mentioned with appropriate conversions]*

APPLICATOR	MIXING INSTRUCTIONS		AREA TO TREAT
	General Weed Control Annuals	Tough Weed Control Perennials or Brush or Lawn Renovation	
Standard	Fill cap to Level 2 three times	Fill cap to Level 2 five	300 sq ft

Tank Sprayer	(3 Tbs) [or equivalent depending on cap size]. Add this to 1 gallon of water.	times (5 Tbs) [or equivalent depending on cap size]. Add to 1 gallon of water.	(30 ft x 10 ft)
ORTHO Dial 'n Spray Hose-End sprayer; or [Dial-type] Hose-End Sprayer	Fill cap to Level 2 three times (3 Tbs) [or equivalent depending on cap size] and add to sprayer jar. DO NOT ADD WATER. Set dial to 1½ oz and spray.	Fill cap to Level 2 five times (5 Tbs) [or equivalent depending on cap size] and add to sprayer jar. DO NOT ADD WATER. Set dial to 2½ oz and spray.	300 sq ft (30 ft x 10 ft)
ORTHO Spray-Ette; or 6 Gallon Hose-End Sprayer	Fill cap to Level 4 three times (6 oz) [or equivalent depending on cap size] and add to sprayer jar. Fill to the 4 gallon mark and spray.	Fill cap to Level 4 five times (10 oz) [or equivalent depending on cap size] and add to sprayer jar. Fill to the 4 gallon mark and spray.	1200 sq ft (30 ft x 40 ft)
Hand trigger sprayers	Fill cap to Level 1 two times (2 tsp) [or equivalent depending on cap size]. Add this to 24 oz of water.	Fill cap to Level 2 one time (1 Tbs). Add this to 24 oz of water.	Use for spot treatments or application to single weeds.

**[Directions for use when measuring cap packaging is not used]**

Use the following table to determine the amount of **Glyfos** to mix with water. Close cap tightly after use. No need to rinse cap.

1 teaspoon (tsp)

1 tablespoon (Tbs) = 3 tsp.

1 fl oz (2 Tbs)

2 fl oz (4 Tbs)

APPLICATOR	MIXING INSTRUCTIONS		AREA TO TREAT
	General weed control annuals and seedling weeds	Tough weed control perennials or brush or lawn renovation	
Tank Sprayer	Use 1½ oz (3 Tbs) Glyfos in 1 gallon of water.	Use 2½ oz (5 Tbs) Glyfos in 1 gallon of water.	300 sq ft (30 ft x 10 ft) or use for spot treatments
ORTHO Dial 'n Spray Hose-End sprayer; or Hose-End Sprayer	Add 1½ oz (3 Tbs) Glyfos to sprayer jar. DO NOT ADD WATER. Set dial to 1½ oz and spray.	Add 2½ oz (5 Tbs) Glyfos to sprayer jar. DO NOT ADD WATER. Set dial to 2½ oz and spray.	300 sq ft (30 ft x 10 ft)
ORTHO Spray-Ette; or 6 Gallon Hose-	Add 6 oz Glyfos to sprayer jar. Fill to the 4 gallon mark and spray.	Add 10 oz Glyfos to sprayer jar. Fill to the 4 gallon mark and spray.	1200 sq ft (30 ft x 40 ft)



End Sprayer			
Hand trigger sprayers 24 oz capacity	Use 2 tsp in 24 oz of water.	Use 1 Tbs in 24 oz of water.	Use for spot treatments or apply to single weeds
Hand trigger sprayers 32 oz capacity	Use 2 2/3 tsp in 32 oz of water	Use 1 1/3 tbs in 32 oz of water	Use for spot treatments or apply to single weeds.

This product can be used to refill **Glyfos Ready-To-Use [specific product number] Weed & Grass Killer**, following mixing directions on the label. Use the mixed solution within 2 weeks.

**[Where to use] [Use sites] [Use situations]**

**General weed control:** Use near fences, in paths, patios, sidewalks, curbs and driveways, around ornamental trees, shrubs, flower beds and plantings, around buildings. Controls weeds in brick and gravel walks. Use for trimming and edging landscapes. NOT recommended for spot weed treatment in lawns, since **Glyfos** kills all green plants, including lawn grasses. If replacing a lawn or parts of a lawn, see **For lawn renovation/replacement** recommendations on this label.

**Spot treatments:** Direct spray on undesirable weeds and grasses in and around flower beds, ornamental trees, fruit and nut trees, grapevines, shrubs, fences, driveways and walkways. Spray when air is calm. Prevent **Glyfos** spray from contacting the leaves, green stems, or exposed roots of plants you like. Use a cardboard or plastic shield to protect desirable plants from spray or drift. **Glyfos** will not move in or on the soil to untreated plants. If **Glyfos** is used to control weeds around fruit or nut trees or grapevines, wait **21 days** before eating the fruit or nuts.

**Landscapes:** For use in preparing areas for planting of ornamentals, trees, shrubs, desert landscapes, rock gardens, flower beds or similar plantings. Treated areas can be planted **1 day** after treatment.

**Wildlife areas site preparation:** Use **Glyfos** to prepare areas for planting wildlife food plots. Exotic or undesirable plants can be controlled with **Glyfos** to allow for planting or recovery of native plant species. Spot treatments may be directed to selectively remove unwanted plants. Avoid spray drift to desirable plants.

**For lawn renovation/replacement:**

Use **Glyfos** to kill existing vegetation (weeds and grasses and the old lawn). Apply in spring or fall, when daytime temperatures are at least 60° F for best results.

If the lawn is dry, water lawn every other day for 7 days before applying **Glyfos**.

Do not mow for 7 days before or after treatment.

Use 2½ fl oz per gallon of water for each 300 sq ft of area to treat.

Wait 7 days after application to prepare the soil by raking, leveling or rototilling.

Rake up and remove loosened thatch or debris.

Work in starter fertilizer and soil amendments, if needed. Level the soil.

Sow new seed according to directions on seed package, or install sod. Grass seed must have good contact with soil to germinate and grow. Use temporary mulch such as straw to conserve moisture.

Keep area moist for 2 weeks to establish new lawn. Water as needed.

**To Control Brush or Vines:** Apply to green and actively growing brush or vines. For plants taller than 5 feet, cut them back and spray the regrowth. Fall applications to brush may delay control to the following season. A second application may be required on hard-to-control species such as blackberry, kudzu, or poison oak.

To kill vines growing up a pole, fence or mature tree trunk, cut vine to a height of 3 to 4 feet and spray thoroughly covering remaining vine. If vine is climbing a shrub or immature (green) tree trunk, to avoid damage to these plants, cut vine at base and treat as directed for stumps or spray regrowth. If spraying regrowth shield shrub and green trunk from drift with a sheet of plastic or cardboard.

**Stump Treatment:** Stumps can be treated to prevent regrowth. Apply **Glyfos** when vegetation is actively growing or immediately (within 5 minutes) after being cut down.

- Cut stump close to the soil surface.
- Make 4-5 nail holes into the stump.
- Flood the stump with undiluted product.

This treatment will suppress or control many types of woody brush and trees, such as alder, bluegum eucalyptus, madrone, oak, giant reed, saltcedar, sweetgum, and tan oak.

**[When to replant][Re-Planting instructions]  
[Reseeding and replanting in treated areas]**

All ornamental flowers, trees and shrubs [and the following berries, fruits, vegetables and herbs] may be planted **1 day after** application.

[Artichoke (Jerusalem), beans (all), beet greens, blackberry, blueberry, boysenberry, broccoli, brussels sprouts, cabbage (all), carrot, cauliflower, celery, chard (Swiss), chicory, collards, cranberry, currant, dewberry, elderberry, endive, gooseberry, horseradish, huckleberry, kale, kohlrabi, leek, lentils, lettuce, loganberry, mustard greens, okra, olallieberry, onion, parsley, parsnips, potato, radish, rape greens, raspberry (black and red), rhubarb, rutabaga, spinach, sweet potato, turnip and yams.]

The following fruits, vegetables and herbs may be planted **3 days after** application:

Corn, cucumber, eggplant, garlic, gourds, melons (all), peas (all), peppers (all), pumpkin, squash (summer and winter), tomatillo, tomato\* (by seed) and watercress.

\*Note: Wait 3 days before planting tomatoes from seed and **30 days** for rooted tomato transplants. For tomato transplants or vegetables not listed, wait **30 days** after spraying before planting into treated soil.

**Fruit and Nut Trees, Caneberries and Grapevines:** Allow **21 days** before eating the fruits or nuts when using **Glyfos** to control weeds around fruit or nut trees, caneberries and grapevines.

### STORAGE AND DISPOSAL

**Pesticide Storage:** Use and store this product only in its original container. Store product in a secure storage area away from sources of heat or open flame. Protect product from freezing.

**Pesticide Disposal:**

Nonrefillable container. Do not reuse or refill this container. Offer for recycling if available.

Call your local solid waste agency [or 1-800-CLEANUP] for disposal instructions. Never place unused product down any indoor or outdoor drain.

**Spill or leak:** In case of spill or leak, soak up with paper towels and discard in trash.

## DISCLAIMER

The label instructions for the use of this product reflect the opinion of experts based on field uses and tests. The directions are believed to be reliable and should be followed carefully.

However, it is impossible to eliminate all risks inherently associated with use of this product. Desirable plant injury, ineffectiveness or other unintended consequences may result because of such factors as weather conditions, presence of other materials, or the manner of use or application all of which are beyond the control of Cheminova. All such risks shall be assumed by the user.

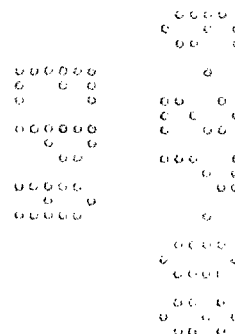
Cheminova warrants only that the material contained herein conforms to the chemical description on the label and is reasonably fit for the use therein described when used in accordance with the Directions for Use set forth in the label, subject to the risks referred to above.

Any damage arising from a breach of this warranty shall be limited to direct damages and shall not include consequential commercial damages such as loss of profits or values or any other special or indirect damages.

Cheminova makes no other express or implied warranty including any other express or implied warranty of FITNESS or MERCHANTABILITY.

®Glyfos is a registered trademark of Cheminova

®ORTHO, ORTHO Dial' N Spray and ORTHO Spray-Ette are registered trademarks of Monsanto Company.



## NOTIFICATION

AUG 08 2008

# Glyphos Concentrate 41% Weed & Grass Killer

[See Appendix for consolidated list of  
marketing claims]

### ACTIVE INGREDIENT:

Glyphosate, isopropylamine salt.....41.00%

OTHER INGREDIENTS.....59.00%

Total.....100.00%

\*Acid equivalent or glyphosate content =  
30.34%

**KEEP OUT OF REACH OF  
CHILDREN**

## CAUTION

See {[Back][Side][Inside] Panel}, [Booklet] for  
Additional Precautionary Statements, OR [Peel  
Open for Use Directions and Further Information]

NET CONTENTS: 16 fl oz (1 pt) (473 mL)

EPA Reg. No. 67760-49

EPA Est. No 39578-TX-1

### [OPTIONAL PRODUCT FACT BOX I]

#### PRODUCT FACTS

Treats up to 6300 sq. ft. [quart] [Makes up to 21 gallons]

Treats up to 10,500 sq. ft. [53 oz.] [Makes up to 35 gallons]

Treats up to 12,900 sq. ft. [1/2 gallon] [Makes up to 43 gallons]

Treats up to 25,500 sq. ft. [1 gallon] [Makes up to 85 gallons]

#### KILLS WEEDS (weeds icons)

#### WHERE TO USE

- On patios, walkways or driveways
- Around [fruits, vegetables, flowers], shrubs or trees
- Along fences
- In large areas [For Lawn replacement]  
[For garden replacement]

#### AMOUNT TO USE

For Best Results: 2 1/2 fl. oz. (5 Tbs) per gallon of water

Easy to Kill Weeds: 1 1/2 fl.oz. (3 Tbs) per gallon of  
water)

#### Questions & Comments:

(icon telephone) (icon computer)

Call 1-800-332-5553 or Visit our website.

### [OPTIONAL PRODUCT FACT BOX II]

#### PRODUCT FACTS

**WHAT IT DOES:** Kills all types of weeds and  
grasses [down to the root]

**WHERE TO USE:** Outdoors [icon]: On patios,  
walkways, driveways, [around fruits, vegetables],  
flowers, shrubs and [or] trees; along fences in large  
areas for lawn replacement or [garden plot  
preparation]

**WHEN TO USE:** For best results, apply during  
warm, sunny weather (above 60°F)

#### Questions and Comments:

(icon telephone) (icon computer)

Call 1-800-xxx-xxxx or visit our website

[Glyphos Concentrate 41% Weed & Grass Killer  
eliminates all common weeds, grasses and unwanted  
vegetation.] [Illustrations] [This product can be used [For  
edging around lawns] [For lawn replacement/renovation]  
[For garden plot preparation] in driveways, brick and  
gravel walkways, curbs, along fences and foundations,  
near trees and shrubs, in flower beds, mulch beds,  
vegetable gardens, fruit trees, gravel, and other similar  
areas of the yard to get rid of undesirable vegetation. [Do  
not use on or around edible feed or food crops.] [Glyphos  
Concentrate 41% Weed & Grass Killer can also be used  
for big jobs such as lawn renovation, vegetable and  
flower garden preparation.]

**[HOW IT WORKS]** [This product [is a non-selective  
herbicide that] will kill all vegetation contacted. This  
herbicide kills unwanted plants by inhibiting the  
production of a substance found only in plants. It enters  
plants through the sprayed foliage and moves down to the  
roots. Avoid direct spray or drift onto desirable plants,  
lawn grasses, shrubs and trees. Protect desirable plants  
and vegetation with a piece of plastic or cardboard. If  
desirable plants are accidentally sprayed, wash plants  
with water immediately. Any Glyphos Concentrate 41%  
Weed & Grass Killer (product) not absorbed by the plant  
is broken down into natural materials. [This product has  
no soil activity and thus will not affect nearby untreated  
plants.]

### CONTROLS ALL TYPES OF WEEDS AND GRASSES INCLUDING:

**[Annual weeds and grasses:** Annual ryegrass, annual  
bluegrass, barnyardgrass, beggarweed, black medic, blue  
medic, blue toadflax, brassbuttons, blue mustard,  
bromegrass, bur clover, buttercup, cheeseweed,  
chickweed, clover, common groundsel, common lamb's  
quarters, common plantain, common ragweed, crabgrass,  
creeping beggarweed, diffuse lovegrass, dog fennel,  
evening primrose, false dandelion, fall panicum, fennel,  
fiddleneck, field pennycress, field sandbur, filaree,  
Florida pusley, foxtail, garden spurge, goosegrass, green  
foxtail, hemp sesbania, henbit, horseweed/marestail,  
ironweed, knotweed, lamb's quarters, little bitter cress,  
London rocket, maiden cane, mallow, mayweed,  
mouseear chickweed\*, oxalis\*, Pennsylvania

little bitter cress, London rocket, maiden cane, mallow, mayweed, mouseear chickweed\*, oxalis\*, Pennsylvania smartweed, pennywort, pigweed, prickly lettuce, prostrate spurge, puncture vine, purslane, redroot pigweed, sandspur, shepherd's purse, smartweed, smooth cat's ear, smooth pigweed, sowthistle, spotted spurge, sprangletop, spurges, tansy mustard, tansy ragwort, teaweed, Texas panicum, tumble mustard, velvetleaf, wild geranium\*, witchgrass, wild mustard, yellow nutgrass, yellow oxalis (and many other annual grasses and weeds).]

**[Perennial weeds, grasses and brush:** Alder, artichoke thistle, bahiagrass, barnyardgrass, bentgrass, Bermudagrass, blackberries, bluegrass, broadleaf plantain, brownseed paspalum, buckhorn plantain, bull thistle, Canada thistle, cattail, ceanothus, centipedegrass, cherry, cocklebur, cogongrass, common mullein, common ragweed, coralbead, coyote brush, creeping bentgrass, creeping Charlie, creeping lantana, curly dock, dallisgrass, dandelion, dewberry, dog fennel, elderberry, false dandelion, fescue species, field bindweed, guineagrass, hairy crabgrass, honeysuckle, horsetail, horseradish, iceplant, Johnsongrass, Kentucky bluegrass, kikuyugrass, knapweed, knawel, kudzu, lantana, maiden cane, milkweed, mouseear chickweed\*, multiflora rose, nimblewill, nutgrass (nutsedge), oak species, oldenlandia, orchardgrass, oxalis\*, pampasgrass, pennywort, perennial ryegrass, plantain, poison oak, poison ivy, poison hemlock, primrose, purple cudweed\*, purple nutsedge, quackgrass, quaking aspen, ragweed, raspberry, red clover, smooth brome grass, sourdock, sowthistle, St. Augustinegrass, sumac, tall fescue, tansy ragwort, thistle, timothy, torpedograss, trumpet creeper, vaseygrass, Virginia creeper, white clover, whitetop, wild barley, wild blackberry, wild carrot, wild morningglory, wild oats, wild sweet potato, willow, yarrow, yellow nutgrass, yellow starthistle, zoysia [and many other perennial grasses, weeds, brush and sedges] [controls many unwanted weeds/plants]. [as listed].] \*Annual or Perennial

## STOP. Read and follow label instructions

### DIRECTIONS FOR USE

It is a violation of Federal Law to use this product in a manner inconsistent with its labeling



People and pets should not be allowed in treated areas until spray has dried.

[This product is formulated for "spot" treatment of individual weeds and grasses or for treatment of large areas as instructed on this label (see specific site areas below)]. Apply with a plastic, aluminum or stainless steel tank-type sprayer. **Do not apply with galvanized or unlined steel sprayer, or through any irrigation system or sprinkling can.**

### MIXING INSTRUCTIONS

#### MIXING INSTRUCTIONS

##### TANK SPRAYER (plastic, aluminum or stainless steel)

- Add 2 1/2 fl. oz. (5 Tbs) to 1 gal of water
- Spot treat or spray evenly over 300 sq. ft

##### DIAL TYPE HOSE-END SPRAYER

- Set sprayer to the "fl. oz./gallon" level specified in the directions.
- Use only enough product for the area to be treated.
- Close sprayer, attach to hose and apply.

##### CONCENTRATE PLUS WATER [HOSE END] TYPE SPRAYER

- Determine the amount of concentrate required.
- Pour concentrate into sprayer jar to the required "fl. oz." level.
- Replace sprayer top on jar and apply.

**AMOUNT TO USE:** 2 1/2 fl. oz. (5 Tbs) treats 300 sq. ft.

1 Tablespoon (Tbs) equals 3 teaspoons (tsp)  
1 fl oz equals 2 Tablespoons (Tbs)

### [OPTIONAL ALTERNATE MIXING INSTRUCTIONS]

#### [Three Easy Steps to Mix and Apply]

**Step #1:** For lawns and vegetables, measure the area to be sprayed. Calculate square feet by multiplying length by width. For all other applications, apply as a thorough cover spray.

**Step #2:** Use a clean sprayer. Carefully measure and mix the amount of Glyphos Concentrate 41% Weed & Grass Killer (product) and water as directed. Food utensils such as teaspoons and measuring cups should not be used for food purposes after use with pesticides.

**Step #3:** Spray as directed. Thorough coverage is important. Flush sprayer with clean water after each use.

**[Amount to use]:** [For best results use 2 1/2 fl oz (5 Tbs) per gallon of water.] [For easy to kill weeds such as seedlings add 1 1/2 fl oz (3 Tbs) to one gallon of water.]

[Use the mixed solution within 2 weeks.]

#### [HOW TO APPLY]

- Completely [wet] [cover] the foliage [leaves] of the target vegetation [plant]. Do not overspray.
- A single application controls most [listed] weeds.
- Most treated weeds usually show initial symptoms in 2-4 days and complete kill in 1-2 weeks.
- Harder-to-control weeds or large weeds may require a repeat application.

- Protect desirable plants [including fruit and vegetables], with a piece of plastic or cardboard.
- If desirable plants are accidentally sprayed, wash plants with water immediately.
- Ornamental flowers, trees and shrubs may be planted **1 day after** application to weeds in planting bed.
- Do not mow, cut or otherwise disturb treated [vegetation] [weeds] or [plants] for at least 7 days following application.

#### [WHEN TO APPLY] [USE TIPS]

- For best results apply during warm, sunny weather (above 60°F).
- Apply when weeds are actively growing and no rain is forecast for 24 hours.
- Rainfall or watering 2 hours after application will not wash away effectiveness.
- To avoid drift to desirable plants, apply when the air is calm.

#### WHEN TO REPLANT

- All ornamental flowers, trees and shrubs [and the following berries, fruits, vegetables and herbs] may be planted **1 day after** application.

[Artichoke (Jerusalem), beans (all), beet greens, blackberry, blueberry, boysenberry, broccoli, brussels sprouts, cabbage (all), carrot, cauliflower, celery, chard (Swiss), chicory, collards, cranberry, currant, dewberry, elderberry, endive, gooseberry, horseradish, huckleberry, kale, kohlrabi, leek, lentils, lettuce, loganberry, mustard greens, okra, olallieberry, onion, parsley, parsnips, potato radish, rape greens, raspberry (black and red), rhubarb, rutabaga, spinach, sweet potato, turnip and yams.]

- The following fruits, vegetables and herbs may be planted **3 days after** application:

Corn, cucumber, eggplant, garlic, gourds, melons (all), peas (all), peppers (all), pumpkin, squash (summer and winter), tomatillo, tomato (by seed) and watercress.

- Lawn grasses may be planted **7 days after** application.

Tomatoes from transplant and unlisted fruits, vegetables and herbs may be planted **30 days after** application.

#### [WHERE TO USE] [USE SITES] [USE SITUATIONS]:

**GENERAL WEED CONTROL:** Use along [near] fences, paths, patios, sidewalks, curbs and driveways, around ornamental trees, shrubs, flower beds and plantings, around buildings. Use for trimming and edging landscapes. **DO NOT use for spot weed treatment in lawns**, since Glyphos Concentrate 41% Weed & Grass Killer kills all green plants, including lawn grasses.

**SPOT TREATMENTS:** Spray directly on actively growing weeds in and around flower beds, ornamental trees, fruit and nut trees, grapevines, shrubs, fences, driveways and walkways. *If Glyphos Concentrate 41% Weed & Grass Killer is used to control weeds around fruit and nut trees or grapevines, allow 21 days before eating the fruit or nuts.* Do not spray fruit and nut trees or grapevines directly.

**LANDSCAPES:** For use in preparing areas for planting of ornamentals, trees, shrubs, desert landscapes, rock gardens, flower beds or similar plantings. Treated areas can be replanted 1 day after treatment.

**WILDLIFE AREAS SITE PREPARATION:** Use Glyphos Concentrate 41% Weed & Grass Killer to prepare areas for planting wildlife food plots. Exotic or undesirable plants can be controlled with Glyphos

Concentrate 41% Weed & Grass Killer to allow for planting or recovery of native plant species. Spot treatments may be directed to selectively remove unwanted plants. **Avoid spray drift to desirable plants.** [Be careful to keep spray off desirable plants.]

#### FOR LAWN RENOVATION/REPLACEMENT:

- Use 2 1/2 fl. oz. (5 Tbs) per gallon of water for each 300 sq. ft. of area to be treated.
- Use this product to remove [kill] the old lawn and existing weeds and grasses.
- For best results, apply in spring or fall, when daytime temperatures are at least 60°F.
- If the lawn is dry [Under dry conditions], water lawn every other day for a week before applying Glyphos Concentrate 41% Weed & Grass Killer.
- Do not mow for 7 days before or after treatment.
- After 7 days, prepare the soil for planting by raking or roto-tilling the lawn. **[Wait 7 days after last application to rake, till or replant with seed or sod]**
- Rake up and remove loosened thatch or debris.
- Mix in starter fertilizer and soil amendments, if needed. Level the soil.
- Apply seed according to directions on seed package, or install sod. Grass seed must have good contact with soil to germinate and grow.
- Keep area moist for 2 weeks to establish new lawn, then water as needed.

**FOR BRUSH CONTROL:** Apply to green and actively growing brush. For plants taller than 5 feet, cut them back and spray the regrowth. Fall applications to brush may delay control to the following season. A second application may be required on hard-to-control species such as blackberry, kudzu or poison oak.

**FOR STUMP TREATMENT:** Stumps can be treated to prevent regrowth. For best results, treat when the vegetation is actively growing or (within 5 minutes) after being cut down.

- Cut the stump close to the soil surface.

- Make 4-5 nail holes in the stump.
- Flood the stump with undiluted product. [Pour undiluted product into holes.]

This procedure will control or suppress many types of woody brush and trees, such as alder, bluegum eucalyptus, madrone, oak, giant reed, saltcedar, sweetgum, and tan oak.

#### TO KILL VINES:

- If vine is growing up a pole, fence or mature tree trunk [tree trunks with mature bark], cut vine to a height of 3 to 4 feet and spray to thoroughly cover remaining vine.
- If vine is climbing a shrub or immature (green) tree trunk [tree trunks with green bark], to avoid damage to these plants, cut vine at base and spray its regrowth. Shield shrub and green trunk [bark] from spray drift with a sheet of plastic or cardboard.

#### STORAGE AND DISPOSAL

**Pesticide Storage:** Use and store this product only in its original container. Store product in a secure storage area away from sources of heat or open flame. Protect product from freezing.

#### **Pesticide Disposal:**

Nonrefillable container. Do not reuse or refill this container. Offer for recycling if available.

Call your local solid waste agency [or 1-800-CLEANUP] for disposal instructions. Never place unused product down any indoor or outdoor drain.

**Spill or leak:** In case of spill or leak, soak up with paper towels and discard in trash.

#### PRECAUTIONARY STATEMENTS

##### Hazards to Humans and Domestic Animals

**CAUTION** Harmful if absorbed through skin. Causes moderate eye irritation. Avoid contact

with eyes, skin or clothing. Wash thoroughly with soap and water after handling. Keep children and pets away from treated areas until spray has dried. Avoid contamination of food. Do not contaminate water supplies.

#### FIRST AID

**If on Skin:** Take off contaminated clothing. Rinse skin with plenty of water for 15-20 minutes. Call a Poison Control Center or doctor for treatment advice. **If in**

**Eyes:** Hold eye open and rinse slowly and gently with water for 15-20 minutes. Remove contact lenses, if present, after the first 5 minutes, then continue rinsing eye. Call a Poison Control Center or doctor for treatment advice. Have the product in container or label with you when calling a Poison Control Center, doctor, or going for treatment.

#### Environmental Hazards

To protect the environment, do not allow pesticide to enter or run off into storm drains, drainage ditches, gutters or surface waters. Applying this product in calm weather when rain is not predicted for the next 24 hours will help to ensure that wind or rain does not blow or wash pesticide off the treatment area. Rinsing application equipment over the treated area will help avoid run off to water bodies or drainage systems.

**NOTICE:** Buyer assumes all responsibility for safety and use not in accordance with directions.

[\*If you are not satisfied with this product for any reason, send your written request for a refund to the address below, together with the original dated store receipt showing the price you paid. Please allow 6-8 weeks for processing.]

[Questions? Comments call toll free 1-800-xxx-xxxx or visit our website]

Manufactured by Cheminova Inc.  
Oak Hill Park  
1700 Route 23, Suite 300  
Wayne, NJ 07470

Made in the USA

© 2001

# GLYFOS CONCENTRATE 41% WEED & GRASS KILLER MARKETING CLAIMS

• New [Formula] • Contains Glyphosate • [New] Glyphosate Formula • Now with Glyphosate • [New] [Formula] enters the plant within one to two hours [won't wash off] • Water-based • Kills the Root • Kills the Root So Weeds Won't Grow Back • Kills Weeds and Unwanted Grasses, Roots and All • No Root, No Weeds, [Guaranteed] • Eliminates Roots and Weeds, [Guaranteed] • Eliminates Weeds [Guaranteed] • Can be Used Over the Root Zones of Trees, Shrubs or Desirable Plants • Fast & [and] complete • Kills the Entire Plant • Rainproof in 2 hours • Rainproof in 2 Hours for Control That Won't Wash Away • Rainfast in Hours - Starts to enter the Plant on Contact • Rainfast in 2 hours for control that doesn't wash away [won't wash away] • Starts Working in Hours • Controls Hardy Weeds • No Soil Activity, Must be Applied to Foliage • No residual activity in soil • Does not have soil activity • Breaks Down Into natural materials • For use [Ideal] [Can be Used] [Use in and around] [in] [on] [for] [along] [vegetable gardens] [around small fruits and vegetables] [flower beds] [and] [vegetable gardens] [vegetable garden weed control] [as listed] • Ideal for vegetable garden weed control • No mixing (necessary) • Works

First Time, Every Time, Kills the Weeds You See and the Root You Don't • Kills over 175 types of weeds [as listed] • Kills over 175 varieties of broadleaf and grassy weeds [as listed] • Eliminates [kills] all common weeds and grasses • Kills Weeds and Unwanted Grasses • Systemic Weed and Grass Killer for [Spot] Treatment of Unwanted Weeds and Grasses • For Use [Use] [Ideal] [Can be Used] [Use in and around] [in] [on] [for] [along] [around] [fences], [driveways], [walkways], [shrubs], [trees], [ornamentals] [Walks] [Mulch Beds] [Gravel] [and] [Driveways] [Curbs] • [Spot] Treatment for Lawn Replanting • No soil activity • Satisfaction guaranteed or your money back [with proof of purchase] • Dead Weeds Guaranteed •

16/11