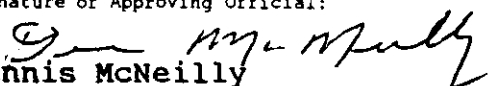
 <p>U.S. ENVIRONMENTAL PROTECTION AGENCY Office of Pesticide Programs Registration Division (7505C) 401 "M" St., S.W. Washington, D.C. 20460</p> <p>NOTICE OF PESTICIDE: <u> X </u> Registration <u> </u> Reregistration</p> <p>(under FIFRA, as amended)</p>	EPA Reg. Number: 67760-5	Date of Issuance: 2/3/2000
	Term of Issuance: Conditional	
	Name of Pesticide Product: Cyren 1E	
Name and Address of Registrant (include ZIP Code): Cheminova, Inc. 1700 Route 23, Suite 210 Wayne, N.J. 07470		
<p>Note: Changes in labeling differing in substance from that accepted in connection with this registration must be submitted to and accepted by the Registration Division prior to use of the label in commerce. In any correspondence on this product always refer to the above EPA registration number.</p> <p>On the basis of information furnished by the registrant, the above named pesticide is hereby registered/reregistered under the Federal Insecticide, Fungicide and Rodenticide Act (FIFRA).</p> <p>Registration is in no way to be construed as an endorsement or recommendation of this product by the Agency. In order to protect health and the environment, the Administrator, on his motion, may at any time suspend or cancel the registration of a pesticide in accordance with the Act. The acceptance of any name in connection with the registration of a product under this Act is not to be construed as giving the registrant a right to exclusive use of the name or to its use if it has been covered by others.</p> <p>This product is conditionally registered in accordance with FIFRA Section 3(c)(7)(A) provided that you:</p> <ol style="list-style-type: none"> 1. Submit and/or cite all data required for registration of your product under FIFRA Section 3(c)(5) when the Agency requires all registrants of similar products to submit such data; and submit acceptable responses required for reregistration of your product under FIFRA Section 4. 2. Child-resistant packaging (CRP) will not be required for this product provided that it is sold in containers sizes of 5 gallons or more (as you have indicated on EPA Form 8570-1) and the product is not distributed or sold to homeowners or members of the general public. If the product is sold to homeowners or members of the general public then CRP would be required. 3. Make the following label changes before you release the product for shipment: <ol style="list-style-type: none"> a. Revise the EPA Registration Number to read, "EPA Reg. No. 67760-5". b. The following statement must be placed just below the ingredient statement: "Contains petroleum distillates, xylene or xylene range aromatic solvents". 4. Submit one copy of the revised final printed label before releasing the product for shipment. 		
Signature of Approving Official:  Dennis McNeilly Insecticide-Rodenticide Branch	Date: Feb 3, 2000	

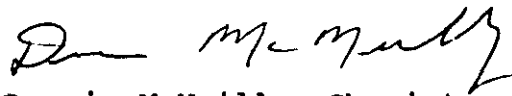
page 2
EPA Reg. No. 67760-5

A stamped copy of the label is enclosed for your records.

If the conditions enumerated above are not complied with, the registration will be subject to cancellation in accordance with FIFRA Section 6(e). Your release for shipment of the product constitutes acceptance of these conditions.

Please contact me on (703) 308-6742 if you have questions regarding this registration.

Sincerely,



Dennis McNeilly, Chemist
Insecticide-Rodenticide Branch
Registration Division (7505C)

- Enclosure
- 1) Stamped Label
 - 2) Product Chemistry Review
 - 3) CRP Review

ACCEPTED
with COMMENTS
In EPA Letter Dated:

CYREN 1E
ORGANOPHOSPHATE

FEB - 3 2000
Under the Federal Insecticide,
Fungicide, and Rodenticide Act,
as amended, for the pesticide
registered under EPA Reg. No.

67760-5 Numerous Pests of Turf and Ornamental Plants.
Also Recommended For Area Control of Ticks And Chiggers.

To Be Applied Only By Or Under The Supervision of Commercial Applicators Responsible For
Insect Control Programs

ACTIVE INGREDIENT:

Chlorpyrifos (O,O-diethyl O-(3,5,6-trichloro-2-
pyridinyl) phosphorothioate) 12.9%

INERT INGREDIENTS: 87.1%

TOTAL 100.0%

Contains 1 pound of Chlorpyrifos per gallon.

KEEP OUT OF REACH OF CHILDREN

WARNING AVISO

Si Usted no entiende la etiqueta, busque a alguien para que se la explique a Usted en detalle. (If
you do not understand this label, find someone to explain it to you in detail.)

IN CASE OF A MEDICAL EMERGENCY, CALL TOLL FREE, DAY OR NIGHT, **1-800-228-5635**,
EXT. 153

FIRST AID

IF SWALLOWED: Call a physician immediately. Vomiting may cause aspiration hazard. DO NOT
induce vomiting. Contains an aromatic petroleum solvent. Do not give anything by mouth to an
unconscious person.

IF INHALED: Remove victim to fresh air. Apply respiration if indicated. Get medical attention.

IF IN EYES: Flush with plenty of water. Call a physician.

IF ON SKIN: Remove contaminated clothing and immediately wash skin with soap and water.

This product is an organophosphorus ester that inhibits cholinesterase.

NOTE TO PHYSICIAN: Chlorpyrifos is a cholinesterase inhibitor. Treat symptomatically. If exposed,
plasma and red blood cell cholinesterase tests may indicate degree of exposure (baseline data are
useful). Atropine, only by injection, is the preferable antidote. Oximes, such as 2-PAM/protopam,
may be therapeutic if used early; however, use only in conjunction with atropine. In case of severe
acute poisoning, use antidotes immediately after establishing an open airway and respiration.

EPA Reg. No. 67760 - L

EPA Est. No. 51036-GA-1

PRECAUTIONARY STATEMENTS
Hazards To Humans And Domestic Animals

WARNING

Causes eye irritation. May be fatal if swallowed. May be fatal if absorbed through skin or clothing. Do not get in eyes, on skin or clothing. Avoid breathing of vapors. Keep away from food, feedstuffs and water. Keep container closed. Handle concentrate in a ventilated area.

PERSONAL PROTECTIVE EQUIPMENT

Some materials that are chemical-resistant to this product are listed below. If you want more options, follow the instructions for category G on an EPA chemical resistance category selection chart.

WPS USES:

Applicators and other handlers who handle this pesticide for any use covered by the Worker Protection Standard (40 CFR Part 170) --in general, agricultural - plant uses are covered --- must wear:

- 1. Coveralls over short-sleeved shirt and short pants
- 2. Chemical-resistant gloves, such as barrier laminate or viton
- 3. Chemical-resistant footwear plus socks
- 4. Protective eyewear
- 5. Chemical resistant headgear for overhead exposure

NON-WPS USES:

Applicators and other handlers who handle this pesticide for any use NOT covered by the Worker Protection Standard [40 CFR Part 170] in general, only agricultural-plant uses are covered by the WPS must wear:

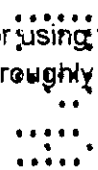
- 1. Long-sleeved shirt and long pants
- 2. Chemical-resistant gloves, such as barrier laminate or viton
- 3. Shoes plus socks
- 4. Protective eyewear
- 5. Chemical resistant headgear for overhead exposure

Discard clothing and other absorbent materials that have been drenched or heavily contaminated with this product's concentrate. Do not reuse them. Follow manufacturer's instructions for cleaning and maintaining PPE. If no such instructions for washables, use detergent and hot water. Keep and wash PPE separately from other laundry.

USER SAFETY RECOMMENDATIONS

Users should:

- 1. Wash hands before eating, drinking, chewing gum, using tobacco or using the toilet.
- 2. Remove clothing immediately if pesticide gets inside. Then wash thoroughly and put on clean clothing



ENVIRONMENTAL HAZARDS

This pesticide is extremely toxic to fish, birds, and other wildlife. Do not apply directly to water, or to areas where surface water is present or to intertidal areas below the mean high water mark. Drift and runoff from treated areas may be hazardous to aquatic organisms in adjacent aquatic sites. Cover or incorporate spills. Do not contaminate water by cleaning of equipment or disposal of waste. Do not contaminate water when disposing of equipment washwaters.

PHYSICAL OR CHEMICAL HAZARDS

COMBUSTIBLE! Do not use or store near heat or open flame. Do not cut or weld container.

DIRECTIONS FOR USE

It is a violation of Federal Law to use this product in a manner inconsistent with its labeling. Do not apply this product in a way that will contact workers or other persons, either directly or through drift. Only protected handlers may be in the area during application. For any requirements specific to your State or Tribe, consult the agency responsible for pesticide regulation.

AGRICULTURAL USE REQUIREMENTS

Use this product only in accordance with its labeling and with the Worker Protection Standard, 40 CFR part 170. This standard contains requirements for the protection of agricultural workers on farms, forests, nurseries, and greenhouses, and handlers of agricultural pesticides. It contains requirements for training, decontamination, notification, and emergency assistance. It also contains specific instructions and exceptions pertaining to the statements on this label about personal protective equipment and restricted-entry intervals. The requirements in this box only apply to uses of this product that are covered by the Worker Protection Standard.

Do not apply this product in a way that will contact workers or other persons, either directly or through drift. Only protected handlers may be in the area during application.

Do not enter or allow worker entry into treated areas during the restricted-entry interval (REI) of 12 hours.

PPE required for early entry to treated areas that is permitted under the Worker Protection Standard and that involves contact with anything that has been treated such as plants, soil, or water, is:

1. Coveralls over short-sleeved shirt and short pants
2. Chemical-resistant gloves, such as barrier laminate or viton
3. Chemical-resistant footwear plus socks
4. Protective eyewear
5. Chemical resistant headgear for overhead exposure

NON-AGRICULTURAL USE REQUIREMENTS

The requirements in this box apply to uses of this product that are NOT within the scope of the Worker Protection Standard for agricultural pesticides (40 CFR Part 170). The WPS applies when this product is used to produce agricultural plants on farms, forests, nurseries, or greenhouses.

Keep children, pets and other unprotected persons out of treated area until sprays have dried.

CHEMIGATION PROHIBITION

Do not apply this product through any type of irrigation system.

STORAGE AND DISPOSAL

Do not contaminate water, food or feed by storage or disposal.

STORAGE: Storage below 23° F may result in formation of crystals.

If product crystallizes out of solution, store at 72° F to 90° F and agitate to redissolve crystals. Do not use or store near heat or open flame.

PESTICIDE DISPOSAL: Pesticide wastes are toxic. Improper disposal of excess pesticide, spray mixture, or rinsate is a violation of Federal law. If these wastes cannot be disposed of by use according to label instructions, contact your State Pesticide or Environmental Control Agency, or the Hazardous Waste representative at the nearest EPA Regional Office for guidance.

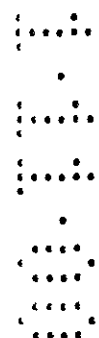
CONTAINER DISPOSAL: Triple rinse (or equivalent) . Then offer for recycling or reconditioning, or puncture and dispose of in a sanitary landfill, or incineration, or, if allowed by state and local authorities, by burning. If burned, stay out of smoke.

PEST INDOORS

General Information: Use *Cyren 1E* to control the pests indicated in the areas listed below by application as a 0.25% or 0.5% chlorpyrifos spray. Use the 0.25% spray to control light infestations and the 0.5% spray to quickly reduce heavy infestations or as directed. To prepare the spray, dilute *Cyren 1E* with water or with a suitable base oil* as shown in the following Spray Dilution Chart. Repeat the treatment as needed.

*Use only deodorized kerosene for oil-based sprays to be applied in food handling establishments.

NOTE: Where quick "knockdown" and/or "flushing action" is desired, dichlorvos (DDVP) or pyrethrins may be added to the spray mixture containing *Cyren 1E*. For best results, use dichlorvos at a concentration of 0.25% in both water and oil-base sprays. Consult labeling for the dichlorvos or pyrethrins product used to determine the amount needed to give the desired spray concentration. Also read and observe all use and handling precautions for these products. Do not use *Cyren 1E* in combination with dichlorvos (DDVP) or pyrethrins for treatment of food areas of food handling establishments.



SPRAY DILUTION CHART

Gallons of Spray Fluid Ounces* of **Cyren 1E** to Use

<u>Mixture Desired</u>	<u>0.25% spray</u>	<u>0.50% spray</u>
Water-base spray		
1	2 2/3	5 1/3
3	8	16
5	13 1/3	26 2/3
10	26 2/3	53 1/3
Oil-based spray**		
1	2	4
3	6	12
5	10	20
10	20	40

Note: 1 fluid ounce = 2 tablespoonfuls = 6 teaspoonfuls

**Calculated on basis of deodorized kerosene.

Application within food handling establishments (places other than private residences in which food is held, processed, prepared or served) including, but not limited to restaurants, grocery stores, bakeries, bottling plants, canneries and grain mills: Use as a spot treatment in and around both food and non food areas to control cockroaches (including strains resistant to other insecticides), ants, crickets, firebrats, silverfish, spiders and stored product insects such as confused flour beetles, saw-toothed grain beetles, Indian meal moths, rice weevils, Mediterranean flour moths and red flour beetles. Apply as a coarse, low pressure (20 psi or less) spray to localized areas where the above pests have been seen or are suspected of hiding or entering. Apply only enough spray to thoroughly cover the surfaces treated using special care to avoid unnecessary runoff. Do not introduce the spray into the air or allow the spray to contact food or food-contacting surfaces. Areas treated may include dark corners of rooms and closets, along and behind baseboards, beneath and behind stoves, refrigeration units and similar food preparation areas and equipment, floor drains, and around plumbing and other utility installations.

For **Ants**, apply to ant trails and wherever these pests may find entrance. Spot treatment may encompass crack and crevice treatment by applying small amounts of material directly into openings leading to voids and hollow spaces in walls, equipment legs and bases or which occur at points between different elements of construction or between equipment and floors. Equipment capable of delivering a pinstream of insecticide should be used. Repeat treatment as needed but not more than once every 7 days in restaurants and similar food service establishments or more often than once every 14 days in other types of food handling establishments. In case of emergency (call back), **Cyren 1E** may be applied after 2 days from last treatment but emergency use should be limited to once per month.

Applications of this product in food handling establishments other than as a spot and / or crack and crevice treatment are not permitted.

Application within residential buildings including home and apartment buildings and within nonfood areas of industrial, institutional, and commercial buildings including hospitals, stores, manufacturing plants and warehouses.

For Spot Treatment only - Apply as a coarse spray or with a paint brush to localized areas where **Cockroaches** (including strains resistant to certain other insecticides), **Ants**, **Clover Mites**, **Crickets**, **Firebrats**, **Silverfish**, and **Spiders** are found or normally occur including dark corners of rooms and closets, cracks and crevices in walls, along and behind baseboards, beneath and behind sinks, stoves, refrigerators and cabinets, around plumbing and other utility installations.

For **Ants**, apply to ant trails, also around doors and windows and wherever else these pests may find entrance.

For **Clover Mites**, use a 0.5% spray only.

Note: A period of 4 to 7 days is normally required for maximum effect on **Cockroaches**.

For control of **Carpet Beetles**, thoroughly apply a 0.5% spray as a spot treatment along baseboards and edges of carpeting, under carpeting, rugs and furniture, in closets and on shelving, and wherever else these insects are seen or suspected.

For control of **Brown Dog Ticks**, thoroughly apply a 0.5% spray as a spot treatment to infested areas such as pet beds and resting quarters, nearby cracks and crevices, along and behind baseboards, window and door frames and localized areas of floor and floor covering where these pests may be present. Old bedding of pets should be removed and replaced with clean, fresh bedding after treatment. DO NOT TREAT PETS WITH THIS PRODUCT.

Attention (Pests Indoors): Do not apply water-base sprays of this product in conduits, motor housings, junction and switch boxes or other electrical equipment because of possible shock hazard. If there is need to treat such areas use only oil-base sprays. Prior to application de-energize electrical equipment. After application allow time for oil to evaporate before starting motors or placing switches in the "ON" position. Do not use in poultry houses or other animal buildings. Do not allow spray to contact food, feedstuffs, and water supplies. Thoroughly wash dishes and food handling utensils with soap and water if they become contaminated by application of this product. Do not allow children or pets to contact treated surfaces until spray had dried. Remove pets and cover fish bowls (tanks) before spraying.

PESTS OUT-OF-DOORS

GENERAL INFORMATION: Use **Cyren 1E** for control of certain pests on outside surfaces of buildings and on lawns and ornamental plants, and for area control of **Ticks** and **Chiggers**. Consult the following directions for dosage and application details to control the pests listed.

PESTS ON OUTSIDE SURFACES OF BUILDINGS:

Use **Cyren 1E** at the rate of 5 1/3 fluid ounces per one gallon of water (0.5% chlorpyrifos emulsion) to control **Ants**, **Clover Mites**, **Cockroaches**, **Crickets**, **Earwigs**, **Fleas**, **Flies**, **Millipedes**, **Mosquitoes**, **Sowbugs**, **Spiders** and **Ticks** by application as a residual spray or with a paint brush

to outside surfaces of buildings, including porches, screens, window frames, eaves, patios, garages, refuse dumps and other areas where these pests congregate or have been seen. Do not treat or allow the spray to contact plants (lawns, flowering plants, shrubs, trees, evergreens, etc.) because of possible injury. Repeat treatment as needed to maintain effectiveness.

NOTE: To help prevent infestation of buildings by **Ants, Crickets, Earwigs, Millipedes, and Sowbugs (Pillbugs)**, treat a band of soil 6 to 10 feet wide around and adjacent to the buildings, also the building foundation to a height of 2 to 3 feet, where pests are active and may find entrance. Use 2 pints of **Cyren 1E** per 100 gallons of water and apply as a coarse spray at the rate of about 10 gallons spray mixture per 1000 sq. ft. to thoroughly and uniformly wet the band area.

PESTS OF LAWNS AND OTHER ORNAMENTAL AND RECREATIONAL TURF GRASS AREAS:

Use **Cyren 1E** to control pests listed in the following table by application at the recommended dosages and in accordance with the directions given below. Dilute **Cyren 1E** in enough water to obtain complete and uniform coverage of pest-infested areas and apply as a coarse, low-pressure spray using suitable application equipment. Thoroughly water immediately after treatment to wash the insecticide into the turf, except as noted. For best results, the lawn should be moist at time of treatment.

PEST OF ORNAMENTALS:

Use **Cyren 1E** to treat flowers, shrubs, vines, shade and flowering trees, and evergreens found to be infested with the pests listed in the following table. Dilute **Cyren 1E** with water according to directions given in the table and apply using suitable hand or power spray equipment in a manner to provide complete and uniform coverage. For best results apply a wetting spray to both upper and lower leaf surfaces and infested limb and trunk areas. Attempt to penetrate dense foliage but avoid overspraying to the point of excessive runoff. Treat when pests appear and repeat at 7 to 10 day intervals, if needed. NOTE: Do not use on azaleas, camellias, poinsettias, rose bushes, or variegated ivy because of possible injury to these plants.

DOGWOOD BORER:

Apply **Cyren 1E** to the trunks and lower limbs of dogwood trees when the adults begin to emerge. Consult your State Agricultural Experimental Station or Extension Service specialist for proper time to treat in your area. Mix at the rate of one gallon of **Cyren 1E** in 100 gallons of water and apply uniformly on trees as a coarse, low-pressure spray.

PEACH TREE BORER:

Apply **Cyren 1E** to flowering trees and shrubs and the Genus Prunus in water as trunk spray before newly hatched larvae enter the trees. Apply as a coarse, low-pressure spray. Thoroughly wet all bark areas from ground level to scaffold limbs. Consult your State Agricultural Experimental Station or Extension Service specialists for proper time to treat in your area. NOTE: Mosquitoes coming to rest on areas treated for control of turf and ornamental plant pests will be killed for varying periods of time after treatment, depending on exposure of treated areas to weathering conditions.

ATTENTION: Keep children and pets off treated areas until spray has dried. Keep out of lawn and garden fishpools and other bodies of water.

NATIVE ELM BARK BEETLE:

Prevention of overwintering. To prevent the adult beetle from overwintering in uninfested trees and to reduce beetle populations in disease-free areas, apply **Cyren 1E** as a 0.5% mixture of chlorpyrifos in water to the bottom 9 feet of the trunk. Wet the trunk thoroughly but do not spray to runoff. Care should be taken to apply the spray right to the base of the root flare. Applications can be made with either a back pack mist blower or a hydraulic pressure sprayer from spring through to the early fall. Prevention of Branch and Twig Feeding on High Value Elm Trees, to reduce the twig and branch feeding on uninfested trees deemed to be high in value apply 0.5% chlorpyrifos water spray to the tree crown. Application should be made in the spring or early summer using a sprayer that will give thorough coverage to the tree crown.

DOSAGES AND DIRECTIONS FOR USE ON TURF

PEST

DOSAGE **CYREN 1E**
PER 1000 SQ. FT.

**Ants, Armyworms, Brown dog tick,
Chiggers, Chinch bugs, Clover mite,
Crickets, Cutworms, Earwigs, Fleas,
Grasshoppers, Sod Webworms, Ticks**

3 fl. oz.
(90 ml)

REMARKS: Spray when pests first appear, repeat when needed. For sod webworms delay watering or moving the treated areas to 12 to 24 hours after treatment.

Turfgrass Weevil (Hyperodes)

6 fl. oz. (180 ml)

REMARKS: Spray suspected problem areas in mid-April and again in mid-May or as recommended by your local Agricultural Extension Service specialist for your area.

White grubs (European chafer and Japanese Beetle larvae only)

6 to 12 fl. oz.
(180 ml to 360 ml)

REMARKS: For white grubs spray when grubs are young and actively feeding near the soil surface, usually during late July and August or as recommended by your local Agricultural Extension Service specialist for your area. Immediately after spraying, irrigate the treated area with 1/2 to 1 inch of water to wash the insecticide into the underlying soil.

Bluegrass billbug

6 to 12 fl. oz.
(180 to 360 ml)

REMARKS: Spray early in the season when adults appear. Repeat as needed.

NOTE: 1 1/2 fl. oz. per 1000 sq. ft. = 7 1/2 fl. oz. per 5000 sq. ft. = 1 pint per 10,700 sq. ft. = 2 quarts per acre.

ATTENTION: Do not allow public use of treated areas during application or until spray has dried.

AREA CONTROL OF TICKS AND CHIGGERS:

Use **Cyren 1E** to control **Ticks** and **Chiggers** infesting non-cropland areas such as roadsides, footpaths and trails, picnic and camping sites, parks and other recreational areas where these pests are present and create a nuisance or possible public health problem. Apply **Cyren 1E** in water at the rate of 2 pints per acre (equivalent to 1 fl. oz. per 2,700 sq. ft.) using a hydraulic sprayer, mist applicator, knapsack sprayer, or other suitable hand or power spray equipment. Treat low underbrush, grassy areas, weeds, and ground surface and debris using enough spray volume to obtain thorough coverage, usually 40 to 100 gallons per acre.

TO CONTROL TERMITE (Outdoors, Post-Construction Use Only):

Remove all wood debris and wood forms. For prevention and light infestation, treat soil adjacent to both sides of infested foundations of poured concrete, pipes or piers by digging a trench 6 inches wide and 4 inches deep (or down to the top of the footing which ever is less) and applying a low pressure spray diluted as shown under "Dilution Directions" below. For brick and block foundations, dig the trench about 12 in. deep. If footing is more than 12. in. deep, make holes with a crowbar, pipe or a rod about one foot apart that extend from the trench bottom to the top of the footing.

NEVER DIG BELOW THE TOP OF THE FOOTING. Mix solution into soil as it is replaced in the trench. Be sure to treat the interiors of accessible hollow block foundation at the same rate as shown below. Be careful to have adequate ventilation when treating areas under structures. For severe infestation, or treatment under slabs, in basements and buildings with insufficient crawl space, etc., contact a licensed pest control operator or termite control service.

NOTE: When conditions will not permit trenching, surface application adjacent to interior foundation walls may be made but the treated strip should not exceed 18" in width. Apply solution with a sprinkler can.

DILUTION DIRECTION: Mix 5 1/3 fl. oz. per gallon of water and treat 2 1/2 linear feet of trench or foundation (1/2 gallon of **Cyren 1E** will make 12 gallons of diluted solution and treat 30 linear feet.)

USE PRECAUTIONS: Avoid contamination of public and private water supplies by following these precautions. Do not allow a hose or any type of faucet extension to reach into the prepared solution while filling or mixing this material with water. Use anti-backflow or antisiphonage equipment on all filling equipment. These devices can be purchased at hardware or plumbing supplies stores. Use of antibackflow equipment will help insure that the user of this toxic chemical will not contaminate domestic water supplies. Refer to FHA (Federal Housing Administration), state, and local specifications for safe distances of treatment areas from wells. Soil in the vicinity of wells, cisterns or ponds should not be treated. Do not treat structures that contain cisterns or wells. For those situations, contact the local Cooperative Extension Service or consult a commercial pest control service.

Do not treat soil that is water saturated or frozen or in any condition where run-off or movement from the treatment area (site) is likely to occur.

RETREATMENT RESTRICTIONS:

Retreatment for subterranean termites can only be performed if there is clear evidence of reinfestation or disruption of the barrier due to construction, excavation, or landscaping and/or evidence of the breakdown of the termiticide barrier in the soil. These vulnerable or reinfested areas may be retreated in accordance with application techniques described in this product's labeling. The timing and type of these retreatments will vary, depending on factors such as termite pressure, soil types, soil conditions and other factors which may reduce the effectiveness of the barrier.

Annual retreatment of the structure is prohibited unless there is clear evidence that reinfestation or barrier disruption has occurred.

FENCE POST-TERMITE PREVENTION:


Apply one gal. of diluted product (refer to "Dilution Directions" above) per post hole. Pour one-half of solution into hole and add the remaining 1/2 gal. diluted solution to the soil when filling the hole so that the fill soil is treated.

TREATMENT FOR WOOD DESTROYING PESTS (Outdoors) :

Powder Post Beetles, Furniture Beetles, Deathwatch Beetles, Roundheaded House Borers, Carpenter Ants, Carpenter Bees. Treat localized areas of infested wood. With a paint brush use 2 1/2 TBS (Tablespoonfuls) per qt. of water. Apply emulsion evenly on wood surfaces. Allow to dry and repeat treatment to ensure penetration. For wood piles and stored lumber apply 5 1/3 fl. oz. per gal. of water. Use a sprinkler can or a properly calibrated hose-end sprayer and deliver a coarse drenching spray. Do not use in structures occupied by animals, to be used for food purposes or which produce products for human consumption.

IMPORTED FIRE ANT:

Treatment of potted, containerized and balled and burlapped nursery stock. Use ***Cyren 1E*** to control ***Imported Fire Ants*** in soil attached to roots of these plants by completely submerging the ball of soil in a tank containing ***Cyren 1E*** diluted at the rate of 16 fl. oz. per 100 gallons of water. Do not remove burlap wrap or plastic containers with drain holes prior to submerging. Keep soil submerged until complete saturation has occurred, normally about 30 seconds. Wear rubber gloves, boots and apron during this operation. **Treatment of fire ant mounds.** Apply ***Cyren 1E*** as a drench diluted at the rate of 2 fl. oz. (60ml) per 2 gallons of water. Gently sprinkle a total of 1 gallon of the diluted solution over the surface of each mound using a sprinkler can. Thoroughly wet mound and surrounding area to a 4 ft. diameter (12 sq. ft.). For best results apply in cool weather, 65-80° F, or in early morning or late evening hours. Treat new mounds as they appear. Pressurized sprays may disturb the ants and cause migration, reducing product effectiveness.



WARRANTY DISCLAIMER

Cheminova warrants that this product conforms to the chemical description on the label and is reasonably fit for the purposes stated on the label when used in strict accordance with the directions, subject to the inherent risks set forth below. CHEMINOVA MAKES NO OTHER EXPRESS OR IMPLIED WARRANTY OF MERCHANTABILITY OR FITNESS FOR A PARTICULAR PURPOSE OR ANY OTHER EXPRESS OR IMPLIED WARRANTY.

INHERENT RISKS OF USE

It is impossible to eliminate all risks associated with use of this product. Crop injury, lack of performance, or other unintended consequences may result because of such factors as use of the product contrary to label instructions (including conditions noted on the label, such as unfavorable temperatures, soil conditions, etc.), abnormal conditions (such as excessive rainfall, drought, tornadoes, hurricanes), presence of other materials, the manner of application, or other factors, all of which are beyond the control of Cheminova or the seller. All such risks shall be assumed by Buyer.

LIMITATION OF REMEDIES

The exclusive remedy for losses or damages resulting from this product (including claims based on contract, negligence, strict liability, or other legal theories), shall be limited to, at Cheminova's election, one of the following:

- (1) Refund of purchase price paid by buyer or user for product bought, or
- (2.) Replacement of amount of product used.

Cheminova shall not be liable for losses or damages resulting from handling or use of this product unless Cheminova is promptly notified of such loss or damage in writing. In no case shall Cheminova be liable for consequential or incidental damages or losses.

The terms of the Warranty Disclaimer above and this Limitation of Remedies cannot be varied by any written or verbal statements or agreements. No employee or sales agent of Cheminova or the seller is authorized to vary or exceed the terms of the Warranty Disclaimer or this Limitation of Remedies in any manner.

Manufactured For
CHEMINOVA, INC.
1700 ROUTE 23
WAYNE, NJ 07470

.....
KM 1/5/2000 Response to December 7, 1999 letter from EPA concerning CRP and minor label changes

.....
.....
.....
.....