

67712-5

11-21-2002

1/14



U.S. ENVIRONMENTAL PROTECTION AGENCY
Office of Pesticide Programs
Antimicrobials Division (7510C)
1200 Pennsylvania Avenue, N.W.
Washington, D.C. 20460

EPA Reg.
Number:
67712-5

Date of Issuance:
NOV 21 2002

NOTICE OF PESTICIDE:

 X Registration
 Re-registration

(under FIFRA, as amended)

Term of Issuance:
CONDITIONAL

Name of Pesticide Product:
NATURE² AG

Name and Address of Registrant (include ZIP code):

Zodiac Pool Care
2028 N. W. 25th Avenue
Pompano Beach, FL 33069

Note: Changes in labeling differing in substance from that accepted in connection with this registration must be submitted to and accepted by the Antimicrobials Division prior to use of the label in commerce. In any correspondence on this product always refer to the above EPA registration number.

On the basis of information furnished by the registrant, the above named pesticide is hereby registered/reregistered under the Federal Insecticide, Fungicide, and Rodenticide Act, as amended.

Registration is in no way to be construed as an endorsement or recommendation of this product by the Agency. In order to protect health and the environment, the Administrator, on his motion, may at any time suspend or cancel the registration of a pesticide in accordance with the Act. The acceptance of any name in connection with the registration of a product under this Act is not to be construed as giving the registrant a right to exclusive use of the name or to its use if it has been covered by others.

This product is conditionally registered in accordance with FIFRA Section 3(c)(7)(A) provided that you:

1. Submit and/or cite all data required for registration of your product under FIFRA Section 3(c)(5) when the Agency requires all registrants of similar products to submit such data; and submit acceptable responses required for re-registration of your product under FIFRA Section 4.

2. Make the following labeling changes:

a. Revise the EPA Registration Number to read,
"EPA Reg. No. 67712-5".

Signature of Approving Official:

Marshall Swindell
Marshall Swindell, Product Manager,
Team 33, Regulatory Management Branch I,
Antimicrobials Division

Date:

NOV 21 2002

2/14

3. Because of the uniqueness of this pool product which uses silver and copper in conjunction with chlorine, the Agency has determined that adding non-swimming pool uses (spas, jacuzzis, hot tubs, etc.) will require an Experimental Use Permit to develop field data (lab data for these potential uses is already satisfied by the swimming pool EUP data).


4. Submit three copies of a final printed production label.

If these conditions are not complied with, the registration will be subject to cancellation in accordance with FIFRA Section 6(e). Your release for shipment of the product constitutes acceptance of these conditions.

A stamped copy of the accepted label is enclosed for your records.

If you have any questions concerning this letter, please contact myself at 703-308-6341, or Tony Kish at (703) 308-9443.

Sincerely,



Marshall Swindell
Product Manager 33
Regulatory Management Branch 1
Antimicrobial Division(7510C)

Enclosure

3/14

ACTIVE INGREDIENTS:

Metallic Silver**	2.33%
Copper sulfate pentahydrate***	9.43%
INERT INGREDIENTS	88.24%
TOTAL	100.00%

** From Silver Nitrate

***Copper (Cu) as metallic ...2.40%

* The Nature²® System consists of the patented Nature²® technology used in conjunction with a chlorine delivery device or 0.5ppm of an EPA registered chlorine pool product.

† Nature²® technology consists of the minerals silver and copper.

EPA Reg. No. 67712-5

EPA Est. No. 67712-FL-001

KEEP OUT OF REACH OF CHILDREN

CAUTION

SEE BACK PANEL FOR ADDITIONAL PRECAUTIONARY STATEMENTS



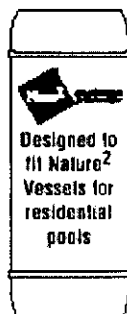
ZODIAC



Nature²® AG



The Mineral Cartridge
The Low Chlorine Alternative*





ACCEPTED
with COMMENTS
in EPA Letter Dated:

NOV 21 2002

Under the Federal Insecticide,
Fungicide, and Rodenticide Act as
amended, for the pesticide,
registered under EPA Reg. No.

67712-5



{above graphics/photos optional for any panel}

NET CONTENTS: [ONE CARTRIDGE] [ONE UNIT]

4/14

{language on this page is required on all carton labels}

CHANGE THIS CARTRIDGE EVERY [SIX] [FOUR] MONTHS {may appear on any panel}

[Use of this cartridge for longer than [four] [six] continuous months will void the warranty. Discard the cartridge at the end of [six] [four] months.] or [Nature² AG lasts one season (up to four months). Discard Nature² AG at the end of the season.] {may appear on any panel} {the pertinent alternate brand name will be inserted for Nature² AG}

PRECAUTIONARY STATEMENT

Hazards to Humans and Domestic Animals

Caution

In the unlikely event that a cartridge breaks, mineral media should not be ingested by humans or animals as it may cause gastric distress.

FIRST AID

IF INGESTED: Call poison control center or doctor immediately for treatment advice.

DISPOSAL

After [six months of use] [one season or four months of use], discard [Nature²] [cartridge] [VPG] in household trash. Do not save [the cartridge] [Nature²] VPG] for re-use. The [cartridge] [Nature²] [VPG] is manufactured with the mineral media sealed inside. In the unlikely event [a cartridge] [it] breaks, remove it and vacuum out any media introduced into the pool.

DIRECTIONS FOR USE

It is a violation of Federal Law to use this product in a manner inconsistent with its labeling.

See owner's manual inside box for directions for use.



Zodiac Pool Care, Inc.
2028 NW 25th Avenue
Pompano Beach, FL 33069

© 2002 Zodiac Pool Care, Inc.

ACCEPTED
with COMMENTS
in EPA Letter Dated:

NOV 21 2002

Under the Federal Insecticide,
Fungicide, and Rodenticide Act as
amended, for the pesticide,
registered under EPA Reg. No.

67712-5



5/14


{language/pictures/diagrams on this page are optional and may appear on any panel of the carton label in any combination}

The Nature² System* effectively sanitizes your pool.

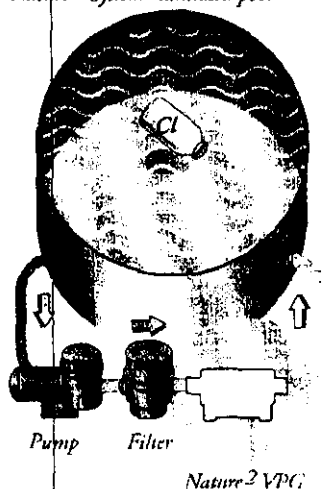
- Destroys bacteria and algae growth
- Reduces chlorine use to just 0.5ppm
- Restores water clarity
- For aboveground pools 5,000 to 17,000 [5,000 - 30,000] gallons
- Lasts one season (up to [four] [six] months)
- Mineral cartridge lasts six months

Compare the Difference!

Conventionally chlorinated pool

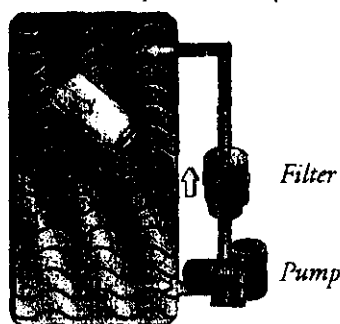


Nature² System* sanitized pool

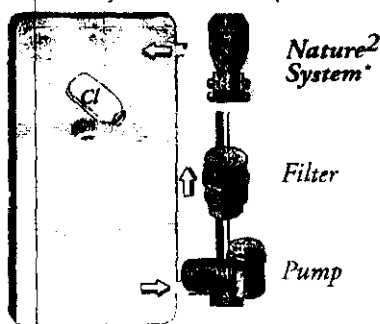


OR

Conventionally chlorinated pool



Nature² System* sanitized pool



ACCEPTED
with COMMENTS
in EPA Letter Dated:

NOV 21 2002

Under the Federal Insecticide,
Fungicide, and Rodenticide Act as
amended, for the pesticide,
registered under EPA Reg. No.

67712-5

6/14

{language/pictures/diagrams on this page are optional and may appear on any panel of the carton label in any combination}

It's Nature² Technology. †


["Product name" features] Nature² technology [which] is an effective process that sanitizes pool water using minerals and just 0.5ppm chlorine.

To keep your patented Nature² Sanitizer operating properly, it is necessary to change this cartridge every [six] [four] months.

The Nature² System* improves water quality.

- The Nature² System* is an exclusive patented mineral technology.†
- [Lower chlorine levels] help[s] keep [the] pool pH balanced.
- Simply replace [discard] the cartridge every [six] [four] months.
- Simply discard at the end of the season.

Nature² water is brilliantly
clear and soft



ACCEPTED
with COMMENTS
in EPA Letter Dated:
NOV 21 2002

Under the Federal Insecticide,
Fungicide, and Rodenticide Act as
amended, for the pesticide,
registered under EPA Reg. No.
67712-5

Enhanced swimmer comfort.

- Reduces potential for stinging eyes, skin irritation and unpleasant odors.

Will not damage your pool equipment.

Satisfaction guaranteed.

It's compatible.

- Compatible with most pool maintenance products.****
- Will not damage your pool equipment.

**** Do not use this product with copper-based algaecides, bromine or bromide chemicals, or Biguanides (Baqacil®, SoftSwim®, Revacil®). Baquacil is a registered trademark of Zeneca Inc., SoftSwim is a registered trademark of Biolab, Inc. Revacil is a registered trademark of Mareva, Inc.

For Crystal Clear Water in All Types of Pools

Nature2 [A30] [VPG] [Cartridge]

For (5,000 - 30,000) [5,000 - 17,000] Gallon Aboveground Pools

[22360] [22365] [20120]

[W]

Nature²

7/14

{language/pictures/diagrams on this page are optional and may appear on any panel of the carton label in any combination}

Nature²

Nature² [A30 Cartridge] [VPG]

For [5,000 - 30,000] [5,000 - 17,000] Gallon Aboveground Pools

{these part numbers may appear on the respective corresponding label}

[P/N] [W] [22360] [22365] [20120] [28165] [228166] [20131]

{these are names of vessels (housings) to help the consumer determine the correct cartridge for their system}

[Nature²]

[Fits all Nature² [A] Vessels]


[(Except Nature² Limited)]

[Nature2, Vision, Claritec, Clear Vision, EcoSpring, Aquatech, Visipure, White River, Fafco, California, Hawaiian]

{optional cartridge/corresponding vessel checkbox}

Cartridge	Corresponding Vessel
<input type="checkbox"/> G25 10,000 - 25,000 Gallons	Professional G Inground Vessel
<input type="checkbox"/> G35 25,000 - 35,000 Gallons	Professional G Inground Vessel
<input type="checkbox"/> G45 35,000 - 45,000 Gallons	Professional G Inground Vessel
<input type="checkbox"/> M25 5,000 - 25,000 Gallons	Premium M Inground Vessel
<input type="checkbox"/> A30 5,000 - 30,000 Gallons	A Aboveground Vessel

{optional language/pictures/diagrams for VPG model}



The
Mineral
Pool Sanitizer

The Low Chlorine Alternative

ACCEPTED
with COMMENTS
in EPA Letter Dated:

NOV 21 2002

Under the Federal Insecticide,
Fungicide, and Rodenticide Act as
amended, for the pesticide,
registered under EPA Reg. No.

67712-5

8/14

{language/pictures/diagrams on this page are optional and may appear on any panel of the carton label in any combination}

{optional language/pictures/diagrams for VPG model}

Includes everything you need.

Nature² Sanitizer, 36" flex-hose, two clamps, installation manual and owner's manual.

The only tools you need for installation are a screwdriver and a handsaw.


Fits these pools.

Round Pools From 2' diameter to 20' diameter

Oval Pools From 11' x 17' to 16' x 24'

Install it yourself in minutes.


Lasts [one season] [four months].



Refer to Nature² VPG installation manual for further information.
Disconnect hose from your filter.
(This unit fits either 1 1/4" or 1 1/2" hoses) Use one clamp to attach hose to outlet side of Nature² VPG.



Attach the enclosed hose to the inlet side of Nature² VPG using the second clamp.



Attach the remaining hose end to the outlet of your filter. Then follow the start-up procedures included in the Nature² VPG Owner's Manual.

ACCEPTED
with COMMENTS
in EPA Letter Dated:

NOV 21 2002

Under the Federal Insecticide,
Fungicide, and Rodenticide Act as
amended, for the pesticide,
registered under EPA Reg. No.

67712-5

PRODUCT SPECIFICATIONS

Capacity	For 5,000 to 17,000 gallon pools
Flow Rates	20-50 GPM, MAX
Pressure Drop	2.5 PSI (5.7 FT-HD) @50 GPM
Ports	1 1/2" or 1 1/4" smooth hose
Life	One season (up to 4 months)
Run Times	6 hours a day minimum

NATURE2 VPG LASTS ONE SEASON (UP TO FOUR MONTHS)

Discard Nature2 VPG at the end of the season.



ZODIAC

9/14

Nature² AG Owner's Manual

IMPORTANT

Pool Owner, save this manual! Builders, leave this manual with the pool owner!

EPA Reg. No. 67712-5

EPA Est. No. 67712-FL-001

We ask you to take the time to get familiar with this manual.

Thank you for purchasing Nature². We believe the more you know, the more enjoyable your family's swimming experience will be—and the more you will reduce the time, effort and cost of maintaining your pool. Pool owners who switch from conventional chemical programs to the Nature² System* spend less time maintaining their pools. Every pool has its own characteristics of water type, amount of sunlight, etc. The recipe [included in this manual] will help insure good water quality for your pool. Remember, your authorized [Insert name] dealer can provide professional advice and service.

SAFETY INSTRUCTIONS – Important information. Please read prior to installation

Nature² [A30 Cartridges] [VPG] [have] [has] been designed to sanitize aboveground swimming pools from [5,000 - 30,000] [5,000 - 17,000] gallons.



ATTENTION

Failure to heed the following can result in permanent injury, or drowning.

EQUIPMENT UNDER PRESSURE

- Always turn pump off prior to installing or changing Nature² [cartridge] [sanitizer]. Your pump/filter system is operated under pressure and the pressure must be released before you begin work. Please see your pump/filter owner's manual for further instructions.

PREVENT CHILD DROWNING

- Do not let anyone, especially small children, sit, step, lean or climb on any equipment installed as part of your pool's operational system. Locate the components of your operational system at least 3 feet from the pool so children cannot use the equipment to access the pool and be injured or drown.

LOW CHLORINE RECIPE

- You must strictly follow the low chlorine recipe included in this manual to maintain proper water chemistry and avoid health hazards. Failure to follow these instructions can lead to sickness from bacteria and other noxious organisms.



CAUTION

Precautionary Statement

Hazards to Humans and Domestic Animals

CAUTION

In the unlikely event that a cartridge breaks, mineral media should not be ingested by humans or animals as it may cause gastric distress.

First Aid

IF INGESTED: Call poison control center or doctor immediately for treatment advice.

The Nature² Sanitizer System* is designed only for residential pools.

* The Nature² System consists of the patented Nature²® technology used in conjunction with a chlorine delivery system or 0.5ppm of an EPA registered chlorine pool product.

† Nature²™ technology consists of the minerals silver and copper.

ACCEPTED
with COMMENTS
in EPA Letter Dated:

NOV 21 2002

Under the Federal Insecticide,
Fungicide, and Rodenticide Act as
amended, for the pesticide,
registered under EPA Reg. No.



Mineral Sanitizers
for Pools

167712-5

Note: Bracketed [] information is optional text/picture/diagram. Text separated by a comma (,) denotes—and/or—options. {Bracketed Text} is for administrative purposes only and will not appear on the printed label.

111802

10/14

Directions for Use:

It is a violation of Federal law to use this product in a manner inconsistent with its labeling.

Nature² Compatibility

Nature² Systems* can be used with all types of pool chemical treatments available except bromine and bromide based chemicals, biguanide products (Baquacil¹, Softswim² or Revacil³) and copper based algaecides. (¹A Trademark of Zeneca, Inc., ²A Trademark of Biolab, Inc., ³A Trademark of Mareva, Inc.)

Important: When converting either a biguanide or bromine treated pool to the Nature² System*, the pool must be completely drained and refilled. Then follow the Nature² [cartridge] [sanitizer] start-up procedure below.

Start Up

Before starting up a new [Nature²] [cartridge] [sanitizer], clean debris and algae out of the pool and [pool] equipment.

Important: Do not install the new [cartridge] [sanitizer] until the pool water is clean and chemically balanced.

Balance pool water before installing [Nature²] [cartridge] [sanitizer].

- pH 7.4-7.8
- Calcium Hardness 200-400 ppm
- Total Alkalinity 80-150 ppm

Consult with your Nature² dealer for specific water balance instructions.

Balance the Water

To find out if your pool water is balanced:

- take a water sample to your dealer to be tested regularly, or
- ask your dealer to recommend a pool test kit for water balance.

Element: pH Range: 7.4-7.8	If it's too low:	The surface of your pool can become etched. Metal parts in the pump and plumbing will corrode.	How to fix:	Add pH increaser.
	If it's too high:	"Scale" forms on the surface of your pool. The water can become cloudy. Equipment can become damaged.	How to fix:	Add pH decreaser.
Element: Calcium Hardness Range: 200-400 ppm	If it's too low:	Water is less stable. In plaster pools, the calcium is taken out of the plaster, causing the surface to deteriorate.	How to fix:	Add calcium hardness increaser.
	If it's too high:	Rough, discolored deposits ("scale") will form on the pool surface and inside pool equipment.	How to fix:	Drain or dilute the pool water. Consult your dealer.
Element: Total Alkalinity Range: 80-150 ppm	If it's too low:	It provides no buffer so that you constantly get fluctuating pH readings, which can damage equipment and pool surfaces.	How to fix:	Use an alkalinity increaser.
	If it's too high:	White deposits ("scale") form on the tile line. The plaster on pool surface becomes rough or discolored. The water becomes cloudy or milky white.	How to fix:	Add acid to bring alkalinity down.

ACCEPTED
with COMMENTS
in EPA Letter Dated:

NOV 21 2002

Under the Federal Insecticide, Fungicide, and Rodenticide Act as amended, for the pesticide, registered under EPA Reg. No.

67712-5

Install the [Cartridge] [Sanitizer]

1 Install the [cartridge] [sanitizer] after water is balanced. Refer to the [your] Nature² [vessel] [VPG] operating manual for additional instructions regarding your [particular model's] installation.

2 [Superoxidize] [Superchlorinate] the pool water with chlorine according to manufacturer's instructions to burn off contaminants and activate cartridge.

Important: Initial superoxidation with chlorine is required to burn off contaminants and activate [cartridge] [the VPG Sanitizer].

3 Run the circulating pump either:

- 24 hours a day for 4 days, maintaining 1-2 ppm [free] chlorine throughout, or
- 6 hours a day for 14 days, maintaining 1-2 ppm [free] chlorine throughout.

4 Let chlorine dissipate to 0.5 ppm once start up period is completed.

- Do not enter the pool if the free available chlorine residual is over 3 ppm.

ACCEPTED
with COMMENTS
in EPA Letter Dated:

NOV 21 2002

Under the Federal Insecticide,
Fungicide, and Rodenticide Act as
amended, for the pesticide,
registered under EPA Reg. No.

67712-5

Recipe

Here is one recipe for maintaining clean, clear, sanitized water with minimum time and effort.
This recipe provides the easiest and most economical way to care for your Nature² pool.

Low-Chlorine Recipe

Ingredients:

- Nature² [A30 Cartridge] [VPG]

- Chlorine granules, tablets, liquid or generator

- pH and total alkalinity adjusting chemicals

- Calcium hardness increaser, if needed

- Water test kit

Once the 4-day or 14-day start-up period is done, allow the free [available] chlorine residual to drop to 0.5 ppm (by reducing the amount of chlorine you add) then:

When:

What to do:

Every day

Run pump and filter at least 6 hours every day.

Once a week

Balance pH and total alkalinity.

Twice a week

Check chlorine residual; add chlorine to maintain at least 0.5ppm [free chlorine] [range using the chart below].

As needed

If water is hazy, superoxidize with chlorine according to manufacturer's instructions. Additional shocking is recommended following rainstorms or heavy bather load. Do not re-enter the pool if the free available chlorine residual is over 3 ppm.

Add the following amounts of chlorine per 10,000 gallons of water to increase free chlorine by 0.5 ppm

Type of Chlorine Containing Compound	% Active Ingredient	% Available Chlorine Content	Ounce Quantity Required	Gram Quantity Required
Sodium Hypochlorite Liquid	5.25	5.25	12.7	361
Sodium Hypochlorite Liquid	9.2	9.2	7.3	206
Sodium Hypochlorite Liquid	10	10	6.5	184
Sodium Hypochlorite Liquid	12	12	5.6	158
Calcium Hypochlorite	65	64	1.1	30
Dichloroisocyanurate	99	62	1.1	30
Lithium Hypochlorite	29	35	1.9	54
Trichloro-s-triazinetrione	99	90	0.7	21
Chlorine Gas, from any source including chlorine generators	100	100	0.7	19

12/14

Provide Filtration/Circulation

To manage: You need to:

Circulation Follow the manufacturer's directions for keeping the circulating pump in good working order and operate it at least six hours a day. Consult your Nature² dealer for optimum run times.

Filtration Check the pool's filter periodically and clean it as recommended by the manufacturer.

Troubleshooting Guide [Consult your Nature² Dealer for additional assistance or call 1-888-537-6657]

	Problem	What to look for	Treatment
Cloudy water Frequently caused by improper start up. See section on Start Up [and install the Cartridge.]	Poor filtration	Slow filter turnover rates	1 Backwash and clean filter. 2 Run filter for 24 hours. 3 Increase run time per day.
	Algae growth	Hazy pool water, may have slightly green appearance.	[Superchlorinate] [Superoxidize] water with chlorine according to manufacturer's instructions and brush pool walls.
	Unbalanced water	1 High hardness 2 High TDS (total dissolved solids) 3 High pH 4 High total alkalinity	Balance the pool water.
Algae Algae may be caused by insufficient levels of oxidizer and/or inadequate water circulation.	Green algae	Pea green color; attaches to pool walls; sometimes colors the entire body of water.	1 Check pH and adjust if necessary. 2 [Superchlorinate] [Superoxidize] with chlorine according to manufacturer's instructions and brush pool walls. 3 Repeat steps 1 and 2 until algae is gone.
	Black algae	Black spots on pool walls.	1 Brush affected areas. 2 [Superchlorinate] [Superoxidize] water with chlorine according to manufacturer's instructions.
	Mustard algae	Yellow or brown film on steps or walls.	3 Add algicide. 4 Vacuum pool. 5 Repeat steps 1 through 4 until algae is gone.
	Note: Regular algicide treatments are recommended for outdoor pools that experience persistent algae problems. Do not use algae treatments containing either copper or sodium bromide.		
Stains ACCEPTED with COMMENTS in EPA Letter Dated: NOV 21 2002 Under the Federal Insecticide, Fungicide, and Rodenticide Act as amended, for the pesticide, registered under EPA Reg. No. 67712-5	Blue/green	Copper or iron from pool equipment corrosion or water supply.	1 Adjust pH and total alkalinity to ideal ranges. 2 Vigorously brush stained areas. 3 Add sequestrant.
	Red/brown	Iron or manganese from equipment corrosion or water supply.	4 Run filter. 5 Twelve hours later, [superchlorinate] [superoxidize] pool.
	Black	Manganese in water supply.	6 Test and balance water. 7 Test pool water for dissolved metals.
	Metal tarnishing	High native mineral content in water; unbalanced water.	Clean with soft cloth and mild detergent. Test water for minerals; use a sequestrant; maintain water balance.
Scale	Crusty deposits on pool surfaces.	High pH and high total alkalinity	Adjust pH and total alkalinity to ideal ranges.
		High TDS (total dissolved solids) or high hardness levels.	1 Replace a volume of pool water with water low in hardness and dissolved solids. 2 Use sequestrant to prevent scale buildup if high hardness levels are a continuing problem.

[If you need further assistance, please call 1-800-910-4378.]

13/14

Nature² [Cartridge] [Sanitizer] Replacement Intervals

[A cartridge] [Nature2 VPG] lasts [six] [four] months or one season, whichever is shorter. [It] [the cartridge] should not be used longer than [six] [four] continuous months.

Always turn pump off prior to installing or changing Nature² [cartridge] [VPG]. Your pump/filter is operated under pressure and the pressure must be released before you begin work. Please see your pump/filter owner's manual for further instruction.

Winterizing Your Pool

Use these steps as a guide. Consult your dealer for specific information [in] [on] your area.

Warm Climate

- 1 **Reduce the number of hours the pump runs** since the cooler weather decreases the spread of algae and other pollutants.
- 2 **There is no need to [superoxidize] [superchlorinate]** the pool during cool weather unless the water becomes cloudy (as may occur after a winter storm). See Cloudy Water in Troubleshooting section.

Cool Climate

- 1 **Check total alkalinity and pH** of pool to make sure that they are in proper balance.
- 2 **Vacuum the pool bottom** to remove any debris or other potential contaminants.
- 3 **[Superoxidize] [Superchlorinate]** the pool with chlorine according to manufacturer's instructions to clear the water.
- 4 **Add a winter algaecide** following manufacturer's instructions.

Important: Do *not* use a winter algaecide with copper in it. [This will void the Nature² no-stain warranty.]

- 5 **Backwash the filter.**
- 6 **Drain part of the pool water.** The amount to drain varies from one part of the country to another. Consult your dealer for advice.
- 7 **Remove the Nature² [cartridge] [sanitizer]** and discard with household trash.
- 8 **Winterize the pipes** with pool antifreeze following manufacturer's instructions.
- 9 **Drain the water** out of all equipment (pump, filter, etc.)
- 10 **Store all baskets, hoses and cleaning equipment, indoors** if possible.
- 11 **Cover the pool** with a winter cover.

Disposal

After [six months of use] [one season or four months of use], discard [cartridge] [Nature² VPG] in household trash. Do not save [the cartridge] [it] for re-use. The [cartridge] [Nature² VPG] is manufactured with the mineral media sealed inside. In the unlikely event [a cartridge] [Nature² VPG] breaks, remove it and vacuum out any media introduced into the pool.

ACCEPTED
with COMMENTS
in EPA Letter Dated:

NOV 21 2002

Under the Federal Insecticide,
Fungicide, and Rodenticide Act as
amended, for the pesticide,
registered under EPA Reg. No.
67712-5

14/14

Limited Warranty

Nature² Limited Warranty

The limited warranties contained within this document are the only warranties given with your Nature² [A30 Cartridge] [VPG] and supercede any prior warranties. **All other warranties, expressed or implied, including the implied warranty of merchantability or the implied warranty of fitness for a particular purpose are hereby disclaimed.** Our sole obligation under this warranty, and the purchaser's sole remedy, is limited to repair or replacement of the Nature² [insert model name], [or one of its parts]. The Nature² warranty applies to the original owner only.

THE LIMITED WARRANTIES OF [THE] NATURE² [A30 Cartridge] [VPG] ARE:

Nature² [A30 Cartridges] [VPG] [are] [is] warranted to be free of defects in materials and to perform satisfactorily for a period of six [four] months from the date of purchase. Nature² [A30 Cartridge] [VPG] is warranted not to cause copper staining in your pool. This limited warranty requires that you exercise reasonable care of your pool and keep water in balance at all times and not use a copper-based algaecide. This limited warranty does not cover discoloration to chromium fittings. This warranty does not cover cartridges [sanitizers] used with any biguanide products such as Baquacil[®] or Soft Swim[®] or any products containing Bromine or Bromine-based chemicals. If the [cartridge] [sanitizer] is defective and does not perform satisfactorily for the entire [six] [four] months, we will [make a prorata rebate based on your actual period of use. You are responsible to pay the below-indicated percentage on the then applicable retail cost: <1 month-0%; 1-2 months-25%; 3-4 months-50%; 5-<6 months-75%.] [replace your Nature² VPG Sanitizer.]

EXCLUSIONS FROM WARRANTY

Nature² [A30 Cartridges] [VPG] [are] [is] designed for use on aboveground pools from [5,000 - 30,000] [5,000 - 17,000] gallons [only]. If it is used in any other application, the warranty is void, and the purchaser and/or pool owner releases the manufacturer from [any and] all claims related to the use of the Nature² [cartridge] [sanitizer].

This warranty does not cover problems arising in whole or in part from purchaser's negligence, misuse or abuse, improper maintenance or storage, accident, improper installation, improper application, failure to follow all appropriate safety precautions, Acts of God, abnormal weather conditions, damage from plants or animals, and improper use of chemicals.

This warranty specifically excludes all incidental or consequential damages, except where state law requires them to be paid. This warranty gives you specific rights. You may have other rights that vary from state to state.

TO SUBMIT A CLAIM

Report claims to Zodiac Pool Care, Inc. by calling 1-888-537-6657. Only the original purchaser may submit a claim under this limited warranty. [All] Claims must be accompanied by an original purchase receipt.



Zodiac Pool Care, Inc.
1028 NW 25th Avenue
Fort Lauderdale, FL 33309
1-888-537-6657
www.zodiac.com

Nature² is a registered trademark [of] Zodiac Pool Care, Inc.
© Copyright 2002 Zodiac Pool Care, Inc.

Printed in the USA

W17680 [W17525]

ACCEPTED
with COMMENTS
in EPA Letter Dated:

NOV 21 2002

Under the Federal Insecticide,
Fungicide, and Rodenticide Act as
amended, for the pesticide,
registered under EPA Reg. No.

67712-5