

67702-26

11/13/2013

1175



UNITED STATES ENVIRONMENTAL PROTECTION AGENCY

UNITED STATES ENVIRONMENTAL PROTECTION AGENCY

WASHINGTON, D.C. 20460

OFFICE OF CHEMICAL SAFETY
AND POLLUTION PREVENTION

W. Neudorff GmbH KG
c/o Walter G. Talarek, P.C.
1008 Riva Ridge Drive
Great Falls, VA 22066-1620

NOV 13 2013

Subject: Label Amendment to add a container size, add pests to sublabels A and B, revise a table on sublabel A, add a table to sublabel B, add optional hose-end sprayer directions on sublabel B, add optional marketing claims, and make other minor labeling changes.
NEU1173H Concentrate
EPA Reg. No.: 67702-26
Your submission dated June 20, 2013
Decision Number: 480407

Dear Mr. Talarek:

The amendment referred to above submitted in connection with registration under the Federal Insecticide, Fungicide, and Rodenticide Act (FIFRA) section 3(c)(5), is acceptable provided that you:

- 1) Submit and/or cite all data required for registration/reregistration of your product under FIFRA section 3(c)(5) when the Agency requires all registrants of similar products to submit such data.
- 2) Submit two (2) copies of your final printed labeling before you release the product for shipment. Final printed labeling means the label or labeling of the product when distributed or sold. Clearly legible reproductions or photo-reductions will be accepted for unusual labels, such as those silk-screened directly onto glass or metal containers or large bags or drum labels.

If these conditions are not complied with, the registration will be subject to cancellation in accordance with FIFRA section 6(e). Your release for shipment of the product bearing the amended labeling constitutes acceptance of these conditions. A stamped copy of the label is enclosed for your records. Should you have any questions, you may contact Mr. Colin Walsh directly at (703) 308-0298 or via email at walsh.colin@epa.gov.

Sincerely,

Linda A. Hollis, Chief
Biochemical Pesticides Branch

CONCURRENT CONCURRENCES Pesticides and Pollution

Prevention Division (7511P)

SYMBOL	7511P						
SURNAME	Walsh						
DATE	11/12/13						

MASTER LABEL**NEU1173H Concentrate**

Active Ingredient:

Iron HEDTA (FeHEDTA) 26.52%

Other Ingredients: 73.48%

Total: **100.00%**

SUBLABEL A: Household use on Weeds

SUBLABEL B: Household use on Weeds – Hose-end Sprayer

SUBLABEL C: Household use on Moss

SUBLABEL D: Household use on Moss – Hose-end Sprayer

SUBLABEL E: Commercial use on Weeds

SUBLABEL F: Commercial use on Weeds – Hose-end Sprayer

SUBLABEL G: Commercial use on Moss

SUBLABEL H: Commercial use on Moss – Hose-end Sprayer

EPA REG. NO. 67702-26

EPA EST. 67702-DEU-1

**KEEP OUT OF REACH OF CHILDREN
CAUTION**

Registrant: W. Neudorff GmbH KG

An der Muhle 3, Postfach 1209

D-31860 Emmerthal, Germany

www.neudorff.com

Household Use: NET CONTENTS: 5 fl. oz., 10 fl. oz. (two 5 fl. oz. bottles), 12 fl. oz., 15 fl. oz., 16 fl. oz., 20 fl. oz., 24 fl. oz., 27 fl. oz., 32 fl. oz., 1 gallon, 2.5 gallons, 227 gallons, 228 gal, 257 gallons.

Commercial Use: NET CONTENTS: 1 gallon, 2.5 gallons, 5 gallons, 10 gallons, 20 gallons, 30 gallons, 40 gallons, 45 gallons, 50 gallons, 55 gallons, 200 gallons, 227 gallons, 228 gallons, 250 gallons, 257 gallons.

ACCEPTED**NOV 13 2013**Under the Federal Insecticide, Fungicide,
and Rodenticide Act, as amended, for
the pesticide registered under
EPA Reg. No. 67702-26

NEU1173H Concentrate

Active Ingredient:

Iron HEDTA (FeHEDTA)	26.52%
Other Ingredients:.....	73.48%
Total:	100.00%

KEEP OUT OF REACH OF CHILDREN

CAUTION

FIRST AID	
IF IN EYES	<ul style="list-style-type: none">-Hold eye open and rinse slowly and gently with water for 15-20 minutes.-Remove contact lenses, if present, after the first 5 minutes, then continue rinsing eye.-Call a poison control center or doctor for treatment advice.
Have the product container or label with you when calling a poison control center or doctor, or going for treatment. [Optionally, supplemental distributor's may use the following wording and own toll-free hotline number: For medical emergency information, you may call toll free 1-XXX-XXX-XXXX [insert operating hours and days of service] During other times call the poison control center at 1-800-222-1222.]	

PRECAUTIONARY STATEMENTS

HAZARDS TO HUMANS AND DOMESTIC ANIMALS

CAUTION: Causes slight eye irritation. Avoid contact with eyes or clothing. Wash thoroughly with soap and water after handling and before eating, drinking, chewing gum, using tobacco, or using the toilet. Prolonged or frequently repeated skin contact may cause allergic reactions in some individuals.

ENVIRONMENTAL HAZARDS

To protect the environment, do not allow pesticide to enter or run off into storm drains, drainage ditches, gutters or surface waters. Applying this product in calm weather when rain is not predicted for the next 24 hours will help to ensure that wind or rain does not blow or wash pesticide off the treatment area. Rinsing application equipment over the treated area will help avoid run off to water bodies or drainage systems.

[For containers over 5 gallons use the following language:

Effluent Discharge

Do not discharge effluent containing this product into lakes, streams, ponds, estuaries, oceans or other waters unless in accordance with the requirements of a National Pollutant Discharge Elimination System (NPDES) permit and the permitting authority has been notified in writing prior to discharge. Do not

discharge effluent containing this product to sewer systems without previously notifying the local sewage treatment plant authority. For guidance contact your State Water Board or Regional Office of the EPA]

[One of the two following formats must be used:

Format 1:

DIRECTIONS FOR USE

It is a violation of Federal Law to use this product in a manner inconsistent with its labeling.

[One of the two following Use Sites and Pests and Application Directions section groupings must be used on the labels of products sold or distributed in all states, except California. The second section must be used on the labels of products sold or distributed in California:

[Section 1]

Use Sites:

Use to selectively control/suppress broadleaf weeds and diseases growing in lawns.

Pests:

Controls moss, algae, lichens, liverworts, and lawn diseases (such as dollar spot, snow mold, and rust).

Controls or suppresses weeds such as but not limited to:

- Black medic (*Medicago lupulina*)
- Broadleaf plantain (*Plantago major*)
- Bull thistle (*Cirsium vulgare*)
- Canada thistle (*Cirsium arvense*)
- Common chickweed (*Stellaria media*)
- Creeping buttercup (*Ranunculus repens*)
- Creeping Charlie/Ground ivy (*Glechoma hederacea*)
- Dandelion (*Taraxicum officinale*)
- Dovefoot geranium (*Geranium molle*)
- English daisy (*Bellis perennis*)
- False dandelion (*Hypochoeris radicata*)
- Healall (*Prunella vulgaris*)
- Lawn burweed (*Soliva ptero-sperma*)
- Moss, liverworts, algae and lichens
- Narrow-leaved plantain (*Plantago lanceolata*)

- Oxalis (*Oxalis* spp.)
- Persian Speedwell (*Veronica persica*)
- Prostrate knotweed (*Polygonum aviculare*)
- Shepherd's-purse (*Capsella bursa-pastoris*)
- Silverweed cinquefoil (*Potentilla anserina*)
- Slender speedwell (*Veronica filiformis*)
- White clover (*Trifolium repens*)
- Wild chamomile (*Matricaria chamomilla*)
- Wild geranium (*Geranium robertianum*)

Controls or suppresses diseases such as but not limited to:

- Dollar Spot
- Rust
- Snow Mold

[Choose one of the following:

[Application Directions:
For Broadcast Treatment:

Rate of Spray Solution	Rate of Concentrate	Weeds	Optional column [Area Treated]
2.8 fl. oz./yd ² or 2.5 ga/1000 ft ²	12.6 fl. oz./1000 ft ²	Rate for easy-to-control weeds: black medic (<i>Medicago lupulina</i>), Persian speedwell (<i>Veronica persica</i>), slender speedwell (<i>Veronica filiformis</i>), wild geranium (<i>Geranium robertianum</i>), and moss. This rate can also be used for weed seedlings of: false dandelion (<i>Hypochaeris radicata</i>), English daisy (<i>Bellis perennis</i>), dandelion (<i>Taraxacum officinale</i>) or white clover (<i>Trifolium repens</i>).	xxxx ft ² /xxx ga jug
5.7 fl. oz./yd ² or 4.9 ga/1000 ft ²	25.2 fl. oz./1000 ft ²	Standard rate for control of most weed species: dandelion (<i>Taraxacum officinale</i>), English daisy (<i>Bellis perennis</i>), false dandelion (<i>Hypochaeris radicata</i>), Creeping Charlie/Ground ivy (<i>Glechoma hederacea</i>), Prostrate knotweed (<i>Polygonum aviculare</i>), white clover (<i>Trifolium repens</i>), bull thistle (<i>Cirsium vulgare</i>), Canada thistle (<i>Cirsium arvense</i>), common chickweed (<i>Stellaria media</i>), narrow-leaved plantain (<i>Plantago lanceolata</i>), dove's foot geranium (<i>Geranium molle</i>), oxalis (<i>Oxalis</i> spp.), lawn burweed (<i>Soliva ptero-sperma</i>), and algae, and for the SUPPRESSION of broad-leaved plantain (<i>Plantago major</i>)	xxxx ft ² /xxx ga jug
11.3 fl. oz./yd ² or 9.8 ga/1000 ft ²	50 fl. oz./1000 ft ²	Rate for tough perennial weeds such as: creeping buttercup (<i>Ranunculus repens</i>) and broad-leaved plantain (<i>Plantago major</i>)	xxxx ft ² /xxx ga jug]

Rate of Spray Solution	Rate of Concentrate	Diseases	Optional column [Area Treated]
2.8 fl. oz./yd ² or 2.5	12.6 fl. oz./1000 ft ²	Rate for control or suppression of diseases such as dollar spot, snow mold, and rust. Use the higher rate when disease pressure is high.	xxxx ft ² /xxx ga jug

ga/1000 ft ²			
5.7 fl. oz./yd ² or 4.9 ga/1000 ft ²	25.2 fl. oz./1000 ft ²		xxxx ft ² /xxx ga jug]

Shake well before using. Mix one part [NEU1173H] with 24 parts water (5 oz. in 1 gallon of water). Apply the mixed solution at a rate of 2.5-10 gallons/1000 ft² (2.8-11.5 fluid oz./yard²), using the chart to determine how much diluted spray to use per area. Any standard hand-held or backpack sprayer can be used. Thoroughly spray weeds. Use a coarse nozzle setting to reduce drift. Uniform coverage is important.

Repeat treatment in 3 to 4 weeks for best results.

For Spot Treatment

Shake well before using. Mix one part [NEU1173H] with 24 parts water (5 oz. in 1 gallon of water). Thoroughly spray weeds to point of runoff using any standard hand-held or backpack sprayer. Use a coarse nozzle setting to reduce drift. Repeat treatment in 3 to 4 weeks for best results.]

OR

[Application Directions

Shake well before using. Mix one part [NEU1173H] with 24 parts water (5 oz. in 1 gallon of water). Apply the mixed solution at a rate of 2.5-10 gallons/1000 ft² (2.8-11.5 fluid oz./yard²). The standard rate for NEU1173H is 5.75 fl. oz./yard²; use the higher rate (11.5 fl. oz./yard²) on tough perennial weeds, such as buttercup and broad-leaved plantain. NEU1173H may also be used at 2.8 fl.oz./yard² (2.5 gallons/1000ft²) on moss, black medic, Persian speedwell, slender speedwell, wild geranium, lawn diseases (such as dollar spot, rust, and snow mold), or on weed seedlings of false dandelion, English daisy, dandelion or white clover. Any standard hand-held or backpack sprayer can be used. Thoroughly spray weeds. Use a coarse nozzle setting to reduce drift. Uniform coverage is important. Repeat treatment in 3 to 4 weeks for best results.]

[Section 2]

Use Sites:

Use to selectively control/suppress broadleaf weeds growing in lawns.

Pests:

Controls weeds:

- Bull thistle (*Cirsium vulgare*)
- Common chickweed (*Stellaria media*)
- Creeping buttercup (*Ranunculus repens*)
- Dandelion (*Taraxicum officinale*)
- English daisy (*Bellis perennis*)
- Moss
- Narrow-leaved plantain (*Plantago lanceolata*)
- Persian speedwell (*Veronica persica*)
- Slender speedwell (*Veronica filiformis*)
- White clover (*Trifolium repens*)

Suppresses weeds:

- Broadleaf plantain (*Plantago major*)

Application Directions:

Shake well before using. Mix one part [NEU1173H] with 24 parts water (5 oz. in 1 gallon of water). Apply the mixed solution at a rate of 2.5-10 gallons/1000 ft² (2.8-11.5 fluid oz./yard²). Any standard hand-held or backpack sprayer can be used. Thoroughly spray weeds. Use a coarse nozzle setting to reduce drift. Uniform coverage is important.

Repeat treatment in 3 to 4 weeks for best results.

]

What will I see?

Works quickly; dying weeds will be seen within hours of application. Treated weeds, moss, or algae will turn brown or black. Occasionally a darkening of the grass leaf blades can occur after treatment; however the grass will recover within a few days to weeks. May stain thatch (dead grass under lawn); this does not affect the health of the grass.

Use Precautions:

Do not apply to drought stressed grass; ensure lawn is well watered prior to application. Do not apply when the daytime temperature will exceed 85°F. Do not apply to bentgrass. If unsure of grass sensitivity, test spray a small area of your lawn. Do not apply to newly seeded areas prior to grass seed germination. Avoid spraying desirable plants. Any desirable plants or structures accidentally contacted should be rinsed with water. To avoid staining, wait until treated area dries before re-entry. Do not apply if rainfall is expected within 3 hours of

application. Do not irrigate within 3 hours of application. Do not apply to the same area more than 4 times a year.

Format 2:

[not for use in the state of California]

DIRECTIONS FOR USE	
It is a violation of Federal Law to use this product in a manner inconsistent with its labeling.	
BEFORE YOU USE	Shake well before using.
WHERE TO USE	Use to selectively control/suppress (broadleaf weeds), (moss), (algae), (lichens), (liverworts), and (diseases) growing in lawns
HOW TO USE	Mix 5 fl. oz. of [NEU1173H] into 1 gallon of water. Apply the mixed solution at a rate of 0.25 - 1 gallon/100 sq. ft (2.8-11.5 fluid oz./yard ²). [Optional: The standard rate for NEU1173H is 5.75 fl. oz./yard ² ; use the higher rate (11.5 fl. oz./yard ²) on tough perennial weeds, such as buttercup and broad-leaved plantain. [NEU1173H] may also be used at 2.8 fl.oz./yard ² (2.5 gallons/1000ft ²) on moss, black medic, Persian speedwell, slender speedwell, wild geranium on weed seedlings of false dandelion, English daisy, dandelion or white clover; and to control lawn diseases such as rust, dollar spot, and snow mold.] Any standard hand-held or backpack sprayer can be used. Thoroughly spray weeds. Use a coarse nozzle setting to reduce drift. Uniform coverage is important.
WHAT WILL I SEE?	Works quickly; dying weeds will be seen within hours of application. Treated weeds, moss or algae will turn brown or black. Occasionally a darkening of the grass leaf blades can occur after treatment; however, the grass will recover within a few days to weeks. May stain thatch (dead grass under lawn); this does not affect the health of the grass.
PESTS (WEEDS, DISEASES, MOSS, LICHENS & ALGAE)	[insert one of pests sections from Directions for Use above]
USE PRECAUTIONS	<ul style="list-style-type: none"> • Do not apply to drought stressed grass. Ensure that lawn is well watered prior to application. • Do not apply when the daytime temperature will exceed 85 °F. • Do not apply to bentgrass. • If unsure of grass sensitivity, test spray a small area of

	<p>your lawn.</p> <ul style="list-style-type: none">• Do not apply to newly seeded areas prior to grass seed germination.• Avoid spraying desirable plants. Any desirable plants or structures accidentally contacted should be rinsed with water.• To avoid staining, wait until treated area dried before re-entry.• Do not apply if rainfall is expected within 3 hours of application. Do not irrigate within 3 hours of application.• Do not apply to the same area more than 4 times a year.
--	--

STORAGE AND DISPOSAL

PESTICIDE STORAGE: Store this product in its original container and keep in a secure storage area out of reach of children and domestic animals. Store unused material, tightly closed, in original container only, away from open flame.

PESTICIDE DISPOSAL AND CONTAINER HANDLING:

Non-refillable container. Do not reuse or refill this container.

If empty: Place in trash or offer for recycling if available.

If partly filled: Call your local solid waste agency [or call [insert supplemental distributor's toll free number]] for disposal instructions. Never place unused product down any indoor or outdoor drain.

BATCH CODE:

[The following claims and product information, may or may not be presented on the product's label and labeling:

-www.neudorff.com



- Weed Killer for Lawns
- Selective Weed Killer
- Selective Broadleaf Weed Killer
- Selective Weed Control
- Selective Broadleaf Weed Control
- Selective Control of Weeds in Lawns
- Selective Control of Broadleaf Weeds in Lawns
- Kills weeds not lawns
- Kills weeds not grasses
- Lawn Weed Killer
- Lawn Weed Control
- Kills moss and weeds
- Moss and weed killer for lawns
- Kills moss and weeds, not lawns

NEU1173H

Page 9 of 74

- Kills moss and weeds, not grass
- Water-based
- When diluted, this bottle will treat XXX ft²
- Treats up to XXXX ft² (sq. ft) (of lawn)
- Works in cool weather (down to 50°F)
- Rainfast in 3 hours
- Works fast
- See results the same day
- See results in hours
- Fast and effective
- Mix with water
- No unpleasant odor
- Derived from iron (Fe)
- For non-selective (moss) weed and grass control, use [H01 or NEU1171H – *insert product name*]
- Eliminates unwanted moss, algae and lichens quickly
- Kills algae, moss and lichens
- Kills moss and algae
- Moss killer
- Moss, algae and lichen killer
- Kills moss fast
- Kills moss, algae, and lichens quickly and effectively
- Can be used on new lawns (1 week) after grass emergence
- Lawn areas can be re-sown within one day of treatment with NEU1173H
- Can re-seed lawn 1 day after spraying (applying)
- (Controls) (kills) (dandelions) (buttercup) (English daisy) (daisy) (clover)
- One gallon of concentrate will treat up to 10000 ft² (of lawn)
- Can be used to spot treat problem areas
- Can be used to spot treat problem areas in lawns
- Can be used on new lawns (1 week) after grass emergence
- Weed killer for newly planted lawn
- Even works in cool weather
- Also works in cool weather
- Works in temperatures between 50°F and 85°F (10°C and 29°C)
- Effective at temperatures from 50°F to 85°F (10°C to 29°C)
- Patent pending
- Patent #6,972,273
- Makes over XX gallons
- 1 ounce = 2 tablespoons = 6 teaspoons
- Kills weeds, down to the root
- Kills dandelions, down to the root
- (Helpful Hints:) Best results are obtained when applied in the Spring or Fall when environmental conditions are cool and there is ample moisture
- (Helpful Hints:) The best times to treat weeds are in the Spring when they are small and growing and in the Fall to eliminate many of next year's weeds
- People and pets can enter treated area when spray dries
- Controls broadleaf weeds in lawns

- NEU1173H is a herbicide derived from iron that is used to selectively control/suppress broadleaf weeds growing in lawns
- See side panel for mixing instructions.
- See bottle label inside for complete "directions for use".
- Includes two 5 fl. oz. bottles. Makes 2 gallons [of spray]
- Value [package]. Makes 2 gallons [of spray]
- [Open box] [Box contains 2 bottles of product]
- Refer to leaflet for complete [First Aid], [Directions for Use], [Precautionary Statements], and [Storage and Disposal Instructions]
- Tough on weeds and disease, easy on lawns
- Prevent disease and kill the weeds!
- Kills most common lawn diseases fast!
- Herbicide and Fungicide in 1 for the Lawn!
- For a healthy lawn
- Easy-to-use weed, moss and disease killer for the lawn
- Broadleaf weed and disease killer
- Disease and Weed Killer in one!
- Disease, Moss and Weed Killer in one!
- (5 in 1!) (4 in 1!) (3 in 1!) [for use with the corresponding number of the following pests]: Controls (Disease), (Weeds), (Moss), (Algae) and (Lichens) in turf
- Controls disease in the lawn, kills the weeds.
- Weed and disease killer for the lawn
- Cure your weed and disease problems fast
- Ideal weed & disease control for lawn
- Iron-based disease & weed control for lawn

- Lawns: Controls dollar spot, snow mold, and rust
- Lawn Fungicide
- Controls (dollar spot), (snow mold), and (rust) on lawns
- Prevents and controls lawn diseases
- Promotes healthy, weed- and disease-free lawns
- 5 in 1!
- Fast Acting!
- 5-0-0
- Contains iron, a plant nutrient
- Fast (Quick) Green-up
- Greens your lawn (turf) fast
- Two (2) in One (1) Fertilizer and (Weed) (moss) Killer
- Kills weeds (moss), feeds your (lawn) (turf)
- Weed and feed
- READ THE LABEL FIRST!**

QUICK FACTS

- 5 in 1 Action!!
- Kills Moss and Weeds, Not Lawns
- Derived from Iron
- Even Works in Cool Weather.
- Can be Used on New Lawns 1 Week After Grass Emergence
- Treats XXXX sq. ft.
- Controls disease, weeds, moss, algae, lichens in turf

CONTROLS

- (Dandelion), (Common Chickweed), (Clover) and other Listed Broadleaf Weeds
- (Moss), (Algae) and (Lichens)
- (Rust)*, (Dollar Spot)* and (Snow Mold)*

WHERE TO USE

- On lawns (do not apply to bentgrass)

[phone graphic]

For questions or comments, call toll-free [insert subregistrants toll-free number].

* Not for use in California

]

[Optional warranty statements. Registrant has choice of using any or none.

-NOTICE TO BUYER

Seller warrants that this product conforms to the chemical description on this label and is reasonably fit for the purposes stated in the Directions for Use, subject to the inherent risks described above, when used in accordance with the Directions for Use under normal conditions. To the extent consistent with applicable law, this warranty does not extend to use of this product contrary to label directions, or under abnormal use conditions, or under conditions not reasonably foreseeable to Seller. To the extent consistent with applicable law, the Seller shall not be liable for any such use. To the extent consistent with applicable law, the Seller makes no other warranties, either expressed or implied.

Or

-Buyer assumes all responsibility for safety and use not in accordance with directions.

Or

-Unconditionally Guaranteed by (company name). OUR COMMITMENT TO YOUR SATISFACTION: If you are not happy with the way this product works in your garden, please let us know. We will be happy to replace the product, refund your money, or substitute another (brand name) product. Simply send your name, address and proof of purchase to (Company name & address).

Or

(company name) guarantees if for any reason you are not satisfied with this product, mail us proof of purchase to obtain a full refund of your purchase price.

OR

Warranty:

Seller warrants that this product conforms to the chemical description on this label and is reasonably fit for purposes stated on this label only when used in accordance with directions under normal use conditions. To the fullest extent permitted by law, the seller shall not be liable for damages caused by buyer's use of product contrary to label directions, or under abnormal use conditions, or under conditions not reasonably foreseeable to seller. Seller makes no other warranties, either expressed or implied.

OR

Money Back Guarantee: If you are not satisfied with this product, we will gladly refund your original purchase price.

]

NEU1173H Concentrate

Active Ingredient:

Iron HEDTA (FeHEDTA)	26.52%
Other Ingredients:	73.48%
Total:	100.00%

KEEP OUT OF REACH OF CHILDREN

CAUTION

FIRST AID	
IF IN EYES	<ul style="list-style-type: none">-Hold eye open and rinse slowly and gently with water for 15-20 minutes.-Remove contact lenses, if present, after the first 5 minutes, then continue rinsing eye.-Call a poison control center or doctor for treatment advice.
Have the product container or label with you when calling a poison control center or doctor, or going for treatment. [Optionally, supplemental distributor's may use the following wording and own toll-free hotline number: For medical emergency information, you may call toll free 1-XXX-XXX-XXXX [insert operating hours and days of service] During other times call the poison control center at 1-800-222-1222.]	

PRECAUTIONARY STATEMENTS

HAZARDS TO HUMANS AND DOMESTIC ANIMALS

CAUTION: Causes slight eye irritation. Avoid contact with eyes or clothing. Wash thoroughly with soap and water after handling and before eating, drinking, chewing gum, using tobacco or using the toilet. Prolonged or frequently repeated skin contact may cause allergic reactions in some individuals.

ENVIRONMENTAL HAZARDS

To protect the environment, do not allow pesticide to enter or run off into storm drains, drainage ditches, gutters or surface waters. Applying this product in calm weather when rain is not predicted for the next 24 hours will help to ensure that wind or rain does not blow or wash pesticide off the treatment area. Rinsing application equipment over the treated area will help avoid run off to water bodies or drainage systems.

[For containers over 5 gallons use the following language:

Effluent Discharge

Do not discharge effluent containing this product into lakes, streams, ponds, estuaries, oceans or other waters unless in accordance with the requirements of a National Pollutant Discharge Elimination System (NPDES) permit and the permitting authority has been notified in writing prior to discharge. Do not

discharge effluent containing this product to sewer systems without previously notifying the local sewage treatment plant authority. For guidance contact your State Water Board or Regional Office of the EPA]

DIRECTIONS FOR USE

It is a violation of Federal Law to use this product in a manner inconsistent with its labeling.

[One of the two following Use Sites, Pests and Application Directions section groupings must be used on the labels of products sold or distributed in all states, except California. The second section must be used on the labels of products sold or distributed in California:

[Section 1]**Use Sites:**

Use to selectively control/suppress broadleaf weeds and diseases growing in lawns

Use Sites:

Use to selectively control/suppress broadleaf weeds, moss, algae, lichens, liverworts, and diseases growing in lawns

Pests:

Controls or suppresses the following weeds such as but not limited to: Dandelion, English daisy, False dandelion, White clover, Black medic, Bull thistle, Canada thistle, Common chickweed, Creeping buttercup, Creeping Charlie/Ground ivy, Persian Speedwell, Slender speedwell, Broadleaf plantain, lawn burweed, Narrow-leaved plantain, Oxalis, Dovefoot geranium, Healall, Prostrate knotweed, Shepherd's-purse, Silverweed cinquefoil, Wild chamomile, Wild geranium, Moss, Liverworts, Algae, Lichens.

Controls moss, algae, lichens, liverworts, and lawn diseases (such as dollar spot, snow mold, and rust).

Application Directions:

[Choose one of the following:

Apply this (24oz) container to 470 to 1875 square feet. Apply it to 940 ft² for standard application; apply it to 470 ft² to control tough perennial weeds, such as buttercup and broad-leaved plantain. This container may be applied to up to 1875 ft² to control moss, black medic, Persian speedwell, slender speedwell, wild

geranium, lawn diseases (such as dollar spot, rust, and snow mold), or on weed seedlings of false dandelion, English daisy, dandelion or white clover.

OR

Apply this (32oz) container to 625 to 2500 square feet. Apply it to 1250 ft² for standard application; apply it to 625 ft² to control tough perennial weeds, such as buttercup and broad-leaved plantain. This container may be applied to up to 2500 ft² to control moss, black medic, Persian speedwell, slender speedwell, wild geranium, lawn diseases (such as dollar spot, rust, and snow mold), or on weed seedlings of false dandelion, English daisy, dandelion or white clover.

OR

Apply this (1 gallon) container to 2500 to 10,000 square feet. Apply it to 5000 ft² for standard application; apply it to 2500 ft² to control tough perennial weeds, such as buttercup and broad-leaved plantain. This container may be applied to up to 10 000 ft² to control moss, black medic, Persian speedwell, slender speedwell, wild geranium, lawn diseases (such as dollar spot, rust, and snow mold), or on weed seedlings of false dandelion, English daisy, dandelion or white clover.

Uniform coverage is important. Rinse treated areas 24 hours after application. Repeat treatment in 3 to 4 weeks for best results.]

[Section 2]

Use Sites:

Use to selectively control/suppress broadleaf weeds growing in lawns.

Pests:

Controls the following weeds: Dandelion, English daisy, Moss, Narrow-leaved plantain, White clover, Creeping buttercup, Common chickweed, Bull thistle, Persian speedwell, and Slender speedwell

Suppresses the following weeds: Broadleaf plantain

Application Directions:

Shake well before using. Apply 1 gallon of concentrate to 2500-10000 ft². Uniform coverage is important. Rinse treated areas 24 hours after application. Repeat treatment in 3 to 4 weeks for best results.]

[Optional hose-end sprayer directions that may be presented on the container or supplemental wording, either:

[hose-end ready spray graphic]

1. Make sure knob control lever is in the OFF position. Shake well and attach to hose.
2. Turn water on at faucet, aim nozzle toward lawn and turn control lever to ON to begin spraying. The product will automatically siphon and mix with water.
3. When finished, turn control lever to OFF position. Turn faucet off. Discharge residual water pressure by turning control lever ON and OFF again.

OR

[hose-end ready spray graphic]

1. Make sure the handle is in the upright position and locked **OFF** position. Shake container well and attach spray nozzle to hose.
2. Turn water on at faucet, aim nozzle toward lawn, bend tab back, and rotate handle clockwise towards the hose connection in the **ON** position to begin spraying. The product will automatically siphon and mix with water.
3. When finished turn the handle counterclockwise until the handle is in the upright position and locked position. Turn faucet off. Discharge residual water pressure by turning the handle ON and OFF again. Unscrew spray nozzle from hose.

OR

[hose-end ready spray graphic]

To Use This Sprayer

1. Shake container well.
2. Connect spray nozzle to garden hose.
3. Turn on the water from the faucet.

When you are ready to spray, turn the knob on the front so that the arrow points to the **MIX** position. The product will automatically siphon and mix with water.

4. When spraying be sure to soak the targeted site thoroughly.

[hose-end ready spray graphic]

To Stop Spraying

1. When you are finished spraying or if you have to stop spraying at any time, turn the knob back to the **OFF** position.
2. Turn off the water from the faucet.
3. Discharge residual water pressure by turning the knob on the front so that it points to the **WATER** position.
4. Unscrew spray nozzle from hose.

OR

Figure 1

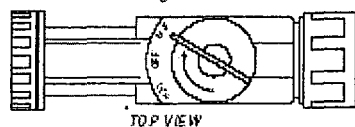


Figure 2

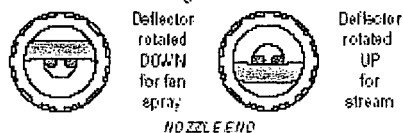


Figure 3

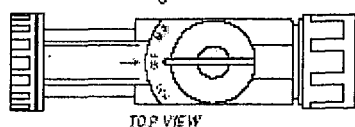
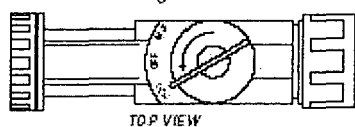


Figure 4



To Use This Sprayer:

1. Shake container well.
2. Connect spray nozzle to garden hose.
3. Turn on the water from the faucet. Extend hose to the farthest area to be treated and work back toward the faucet so you don't come in contact with the treated area.
4. When you are ready to spray, turn the knob on top so that it points to the MIX position on the spray head. (Fig. 1)
5. The spray deflector on the front of the hose-end applicator can be rotated to give a stream or fan spray. (Fig. 2)

19/75

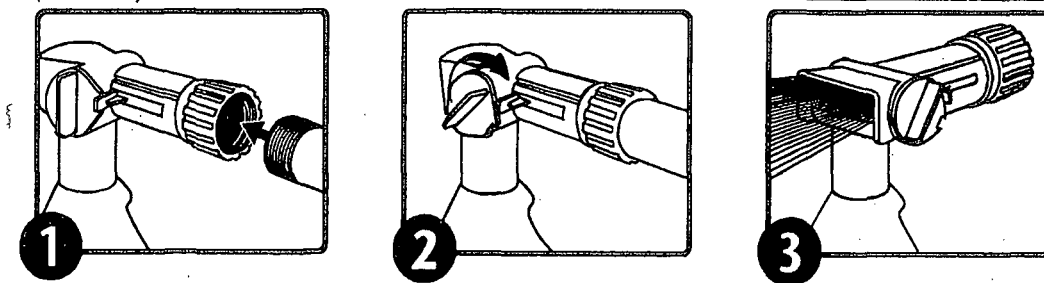
6. When you are finished spraying or if you have to stop spraying at any time, turn the knob back to the OFF position. (Fig. 3)
7. Turn off the water from the faucet.
8. Turn the knob to H2O then OFF, to drain the water from the hose. (Fig. 4)

OR

1. Attach garden hose to spray nozzle. Turn on water supply.
2. Bend safety tab down and turn control to "water".
3. Point nozzle toward plants and turn water control knob to "On". Product will automatically mix with water. Spray weeds thoroughly.

To Stop Spraying:

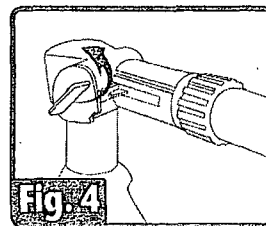
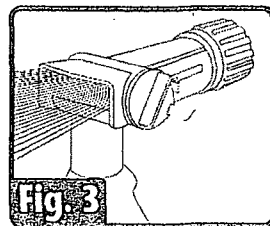
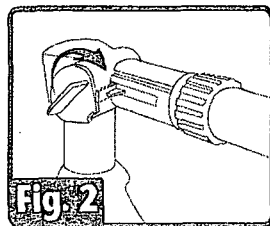
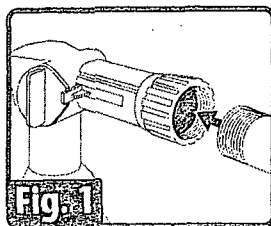
1. When you are finished spraying or if you have to stop spraying at any time, turn the blue knob back to the OFF position.
2. Turn off the water from the faucet.
3. Turn the blue knob to H2O then OFF, to drain the water from the hose.
4. Unscrew spray nozzle from hose. Remove hose end from container.
5. Reseal the container with the child-resistant closure. Rinse the hose-end applicator






OR

1. Shake container well before using.
2. Connect a garden hose to the Ready Spray nozzle. Make sure the dial on the nozzle is in the "OFF" position with the safety tab in the valve notch.
3. Turn on the water at faucet. Extend hose to the farthest area to be treated and work back toward the faucet so you don't come in contact with the treated area.
4. To BEGIN spraying, point nozzle toward treatment site and
 - a. Bend the safety tab back (located at the right of the yellow dial) with your thumb,

- b. Using your other hand, QUICKLY turn the dial clockwise until it stops. Water will automatically mix with the product.
5. Spray weeds thoroughly. Walk at a steady pace while spraying using an even sweeping motion, slightly overlapping treated areas.
6. To STOP spraying, QUICKLY turn the dial in the opposite direction of "ON" until it stops and the safety tab engages the notch on the valve. Turn water off at faucet. To relieve pressure before removing nozzle from hose, bend the safety tab back and turn dial "ON" until water stops spraying.
7. To STORE unused product, make sure the dial is in the "OFF" position with safety tab in the valve notch. Place in cool area away from heat, sunlight or open flame.



		
<ul style="list-style-type: none"> • Ensure that the large Water Control Knob is turned to the "OFF" position. • Connect sprayer to garden hose. 	<ul style="list-style-type: none"> • Turn the small Product Control Button so that the flat side aligns with the tab on the right side of the button, and push the button all the way in. • Turn on water at faucet. 	<ul style="list-style-type: none"> • To spray, point nozzle where you want to spray and turn the large knob all the way to the left. • To stop spraying, push small Product Control Button in from opposite side. Turn large Water Control Knob to the right to the "OFF" position and turn off faucet. • NOTE: BEFORE DISCONNECTING HOSE (to relieve water pressure): Turn large Water Control Knob to the left; then turn "OFF" again. • Disconnect garden hose from sprayer. • To prevent accidental discharge when not in use, turn the small Product Control Button so that it is <u>NOT</u> aligned with the tab and cannot be pushed in.

What will I see?

Works quickly; dying weeds will be seen within hours of application. Treated weeds, moss or algae will turn brown or black. Occasionally a darkening of the grass leaf blades can occur after treatment; however the grass will recover within a few days to weeks. May stain thatch (dead grass under lawn); this does not affect the health of the grass.

Use Precautions:

Do not apply to drought stressed grass; ensure lawn is well watered prior to application. Do not apply when the daytime temperature will exceed 85°F. Do

not apply to bentgrass. If unsure of grass sensitivity, test spray a small area of your lawn. Do not apply to newly seeded areas prior to grass seed germination. Avoid spraying desirable plants. Any desirable plants or structures accidentally contacted should be rinsed with water. To avoid staining, wait until treated area dries before re-entry. Do not apply if rainfall is expected within 3 hours of application. Do not irrigate within 3 hours of application. Do not apply to the same area more than 2 times a year.

STORAGE AND DISPOSAL

PESTICIDE STORAGE: Store this product in its original container and keep in a secure storage area out of reach of children and domestic animals. Store unused material, tightly closed, in original container only, away from open flame.

PESTICIDE DISPOSAL AND CONTAINER HANDLING:

Non-refillable container. Do not reuse or refill this container.

If empty: Place in trash or offer for recycling if available.

If partly filled: Call your local solid waste agency [or call [insert supplemental distributor's toll free number]] for disposal instructions. Never place unused product down any indoor or outdoor drain.

BATCH CODE:

[The following claims and product information may or may not be presented on the product's label and labeling:

-www.neudorff.com



- Weed Killer for Lawns
- Selective Weed Killer
- Selective Broadleaf Weed Killer
- Selective Weed Control
- Selective Broadleaf Weed Control
- Selective Control of Weeds in Lawns
- Selective Control of Broadleaf Weeds in Lawns
- Kills weeds not lawns
- Kills weeds not grasses
- Lawn Weed Killer
- Lawn Weed Control
- Water-based
- With the provided hose-end sprayer, this container will treat XXX ft²
- Works in cool weather (down to 50°F)
- Rainfast in 3 hours
- Works fast
- See results the same day
- See results in hours
- Fast and effective
- Fast Acting!

NEU1173H

Page 22 of 74

- No unpleasant odor
 - Derived from iron (Fe)
 - For non-selective (moss) weed and grass control, use [H01 or NEU1171H – *insert product name*]
 - Eliminates unwanted moss, algae and lichens quickly
 - Kills algae, moss and lichens
 - Kills moss and algae
 - Moss killer
 - Moss, algae and lichen killer
 - Kills moss fast
 - Kills moss, algae, and lichens quickly and effectively
 - Kills moss and weeds
 - Moss and weed killer for lawns
 - Kills moss and weeds, not lawns
 - Kills moss and weeds, not grass
 - Lawn areas can be re-sown within one day of treatment with NEU1173H
 - Can re-seed lawn 1 day after spraying (applying)
 - (Controls) (kills) (dandelions) (buttercup) (English daisy) (daisy) (clover)
 - One gallon of concentrate will treat up to 10000 ft² (of lawn)
 - Treats up to XXXX ft² (sq. ft.) (of lawn)
 - Weed killer for newly planted lawn
 - Can be used on new lawns (1 week) after grass emergence
 - Even works in cool weather
 - Also works in cool weather
 - Works in temperatures between 50°F and 85°F (10°C and 29°C)
 - Effective at temperatures from 50°F to 85°F (10°C to 29°C)
-
- Patent pending
 - Patent #6,972,273
 - Kills weeds, down to the root
 - Kills dandelions, down to the root
 - (Helpful Hints:) Best results are obtained when applied in the Spring or Fall when environmental conditions are cool and there is ample moisture
 - (Helpful Hints:) The best times to treat weeds are in the Spring when they are small and growing and in the Fall to eliminate many of next year's weeds
 - People and pets can enter treated area when spray dries
 - Ready-To-Spray
 - Hose-End Bottle
 - Hose-End Sprayer
 - This product is ready to spray. Just attach this bottle to your garden hose according to directions. Water automatically mixes with the concentrate as you spray.]
 - Tough on weeds and disease, easy on lawns
 - Prevent disease and kill the weeds!
 - Kills most common lawn diseases fast!
 - Herbicide and Fungicide in 1 for the Lawn!
 - For a healthy lawn
 - Easy-to-use weed and disease killer for the lawn
 - Broadleaf weed and disease killer

NEU1173H

Page 23 of 74

- Disease and Weed Killer in one!
- (5 in 1!) (4 in 1!) (3 in 1!) [for use with the corresponding number of the following pests]: Controls (Disease), (Weeds), (Moss), (Algae) and (Lichens) in turf
- Controls disease in the lawn, kills the weeds.
- Weed and disease killer for the lawn
- Cure your weed and disease problems fast
- Ideal weed & disease control for lawn
- Iron-based disease & weed control for lawn
- Lawns: Controls dollar spot, snow mold, and rust
- Lawn Fungicide
- Controls (dollar spot), (snow mold), and (rust) on lawns
- Prevents and controls lawn diseases
- Promotes healthy, weed- and disease-free lawns
- Read the label first!
- 5 in 1!
- 5 in 1 Action!
- 5-0-0
- Contains iron, a plant nutrient
- Fast (Quick) Green-up
- Greens your lawn (turf) fast
- Two (2) in One (1) Fertilizer and (Weed) (moss) Killer
- Kills weeds (moss), feeds your (lawn) (turf)
- Weed and feed

QUICK FACTS

- 5 in 1 Action!
- Kills Moss and Weeds Not Lawns
- Derived from Iron
- Even Works in Cool Weather.
- Can be Used on New Lawns 1 Week After Grass Emergence
- Treats XXXX sq. ft.
- Controls disease, weeds, moss, algae, lichens in turf

CONTROLS

- (Dandelion), (Common Chickweed), (Clover) and other Listed Broadleaf Weeds
- (Moss), (Algae) and (Lichens)
- (Rust)*, (Dollar Spot)* and (Snow Mold)*

WHERE TO USE

- On lawns (do not apply to bentgrass)

[phone graphic]

For questions or comments, call toll-free [insert subregistrants toll-free number].

* Not for use in California

[Optional warranty statements. Registrant has choice of using any or none.]

-NOTICE TO BUYER

Seller warrants that this product conforms to the chemical description on this label and is reasonably fit for the purposes stated in the Directions for Use, subject to the inherent risks described above, when used in accordance with the Directions for Use under normal conditions. To the extent consistent with applicable law, this warranty does not extend to use of this product contrary to label directions, or under abnormal use conditions, or under conditions not reasonably foreseeable to Seller. To the extent consistent with applicable law, the Seller shall not be liable for any such use. To the extent consistent with applicable law, the Seller makes no other warranties, either expressed or implied.

Or

-Buyer assumes all responsibility for safety and use not in accordance with directions.

Or

-Unconditionally Guaranteed by (company name). OUR COMMITMENT TO YOUR SATISFACTION: If you are not happy with the way this product works in your garden, please let us know. We will be happy to replace the product, refund your money, or substitute another (brand name) product. Simply send your name, address and proof of purchase to (Company name & address).

Or

(company name) guarantees if for any reason you are not satisfied with this product, mail us proof of purchase to obtain a full refund of your purchase price.]

26/75

SUBLABEL C – HOUSEHOLD USE ON MOSS

NEU1173H Concentrate

Active Ingredient:

Iron HEDTA (FeHEDTA)	26.52%
Other Ingredients:.....	73.48%
Total:	100.00%

KEEP OUT OF REACH OF CHILDREN

CAUTION

FIRST AID	
IF IN EYES	-Hold eye open and rinse slowly and gently with water for 15-20 minutes. -Remove contact lenses, if present, after the first 5 minutes, then continue rinsing eye. -Call a poison control center or doctor for treatment advice.
Have the product container or label with you when calling a poison control center or doctor, or going for treatment. [Optionally, supplemental distributor's may use the following wording and own toll-free hotline number: For medical emergency information, you may call toll free 1-XXX-XXX-XXXX [insert operating hours and days of service] During other times call the poison control center at 1-800-222-1222.]	

PRECAUTIONARY STATEMENTS

HAZARDS TO HUMANS AND DOMESTIC ANIMALS

CAUTION: Causes slight eye irritation. Avoid contact with eyes or clothing. Wash thoroughly with soap and water after handling and before eating, drinking, chewing gum, using tobacco or using the toilet. Prolonged or frequently repeated skin contact may cause allergic reactions in some individuals.

ENVIRONMENTAL HAZARDS

To protect the environment, do not allow pesticide to enter or run off into storm drains, drainage ditches, gutters or surface waters. Applying this product in calm weather when rain is not predicted for the next 24 hours will help to ensure that wind or rain does not blow or wash pesticide off the treatment area. Rinsing application equipment over the treated area will help avoid run off to water bodies or drainage systems.

[For containers over 5 gallons use the following language:

Effluent Discharge

Do not discharge effluent containing this product into lakes, streams, ponds, estuaries, oceans or other waters unless in accordance with the requirements of a National Pollutant Discharge Elimination System (NPDES) permit and the

permitting authority has been notified in writing prior to discharge. Do not discharge effluent containing this product to sewer systems without previously notifying the local sewage treatment plant authority. For guidance contact your State Water Board or Regional Office of the EPA]

DIRECTIONS FOR USE

It is a violation of Federal Law to use this product in a manner inconsistent with its labeling.

[One of the two following Use Sites, Pests and Application Directions section groupings must be used on the labels of products sold or distributed in all states, except California. The second section must be used on the labels of products sold or distributed in California:

[Section 1]**Use Sites:**

Use to selectively control moss, algae, lichens, liverworts, and diseases growing in lawns.

Pests:

Controls moss, algae, lichens, liverworts, and lawn diseases (such as dollar spot, snow mold, and rust).

Application Directions:

Shake well before using. Mix one part [NEU1173H] with 24 parts water (5 oz. in 1 gallon of water). Apply the mixed solution at a rate of 2.5-5 gallons/1000 ft² (2.8-5.75 oz./yard²). Any standard hand-held or backpack sprayer can be used. Use a coarse nozzle setting to reduce drift. Uniform coverage is important. Repeat treatment if needed.

Repeat treatment in 3 to 4 weeks for best results.

[Section 2]**Use Sites:**

Use to selectively control moss, algae, lichens, and liverworts growing in lawns.

Pests:

Controls moss, algae, lichens, and liverworts

Application Directions

Shake well before using. Mix one part [NEU1173H] with 24 parts water (5 oz. in 1 gallon of water). Apply the mixed solution at a rate of 2.5-5 gallons/1000 ft² (2.8-5.75 oz./yard²). Any standard hand-held or backpack sprayer can be used. Use a coarse nozzle setting to reduce drift. Uniform coverage is important. Repeat treatment if needed.

Repeat treatment in 3 to 4 weeks for best results.]

What will I see?

Works quickly. Treated moss or algae will turn brown or black. Occasionally a darkening of the grass leaf blades can occur after treatment; however the grass will recover within a few days to weeks. May stain thatch (dead grass under lawn); this does not affect the health of the grass.

Use Precautions:

Do not apply to drought stressed grass; ensure lawn is well watered prior to application. Do not apply when the daytime temperature will exceed 85°F. Do not apply to bentgrass. If unsure of grass sensitivity, test spray a small area of your lawn. Do not apply to newly seeded areas prior to grass seed germination. Avoid spraying desirable plants. Any desirable plants or structures accidentally contacted should be rinsed with water. To avoid staining, wait until treated area dries before re-entry. Do not apply if rainfall is expected within 3 hours of application. Do not irrigate within 3 hours of application. Do not apply to the same area more than 4 times a year.

STORAGE AND DISPOSAL

PESTICIDE STORAGE: Store this product in its original container and keep in a secure storage area out of reach of children and domestic animals. Store unused material, tightly closed, in original container only, away from open flame.

PESTICIDE DISPOSAL AND CONTAINER HANDLING:

Nonrefillable container. Do not reuse or refill this container.

If empty: Place in trash or offer for recycling if available.

If partly filled: Call your local solid waste agency [or call [insert supplemental distributor's toll free number]] for disposal instructions. Never place unused product down any indoor or outdoor drain.

BATCH CODE:

[The following claims and product information, may or may not be presented on the product's label and labeling:

-www.neudorff.com



- Selective Moss Killer
 - Selective Moss Control
 - Kills Moss Without Harming Lawn Grasses
 - Kills moss not lawns
 - Kills moss not grasses
 - Lawn Moss Killer
 - Lawn Moss Control
 - Water-based
 - When diluted, this bottle will treat XXX ft²
 - Works in cool weather (down to 50°F)
 - Rainfast in 3 hours
 - Works fast
 - See results the same day
 - See results in hours
 - Fast and effective
 - No unpleasant odor
 - Mix with water
 - Derived from iron (Fe)
 - For non-selective (moss) weed and grass control, use [H01 or NEU1171H – *insert product name*]
 - Eliminates unwanted moss, algae and lichens quickly
 - Kills algae, moss and lichens
 - Kills moss and algae
-
- Moss killer
 - Moss, algae and lichen killer
 - Kills moss and weeds
 - Moss and weed killer for lawns
 - Kills moss and weeds, not lawns
 - Kills moss and weeds, not grass
 - Kills moss fast
 - Kills moss, algae, and lichens quickly and effectively
 - Lawn areas can be re-sown within one day of treatment with NEU1173H
 - Can re-seed lawn 1 day after spraying (applying)
 - (Controls) (kills) (dandelions) (buttercup) (English daisy) (daisy) (clover)
 - One gallon of concentrate will treat up to 10000 ft² (of lawn)
 - Treats up to XXXX ft² (of lawn)
 - Can be used to spot treat problem areas
 - Can be used to spot treat problem areas in lawns
 - Can be used on new lawns (1 week) after grass emergence
 - Weed killer for newly planted lawn
 - Even works in cool weather
 - Also works in cool weather
 - Works in temperatures between 50°F and 85°F (10°C and 29°C)
 - Effective at temperatures from 50°F to 85°F (10°C to 29°C)
 - Patent pending

-Patent #6,972,273

-Makes over XX gallons

-1 ounce = 2 tablespoons = 6 teaspoons

-(Helpful Hints:) Best results are obtained when applied in the Spring or Fall when environmental conditions are cool and there is ample moisture

-People and pets can enter treated area when spray dries]

-Tough on moss and disease, easy on lawns

-Prevent disease and kill the moss!

-Kills most common lawn diseases fast!

-Herbicide and Fungicide in 1 for the Lawn!

-For a healthy lawn

-Easy-to-use moss and disease killer for the lawn

-Broadleaf moss and disease killer

-Disease and Moss Killer in one!

-(5 in 1!) (4 in 1!) (3 in 1!) [for use with the corresponding number of the following pests]: Controls (Disease), (Weeds), (Moss), (Algae) and (Lichens) in turf

-Controls disease in the lawn, kills the moss.

-Moss and disease killer for the lawn

-Cure your moss and disease problems fast

-Ideal moss & disease control for lawn

-Iron-based disease & moss control for lawn

-Lawns: Controls dollar spot, snow mold, and rust

-Lawn Fungicide

-Controls (dollar spot), (snow mold), and (rust) on lawns

-Prevents and controls lawn diseases

-Promotes healthy, weed- and disease-free lawns

-Fast Acting!

5-0-0

-Contains iron, a plant nutrient

-Fast (Quick) Green-up

-Greens your lawn (turf) fast

-Two (2) in One (1) Fertilizer and (Weed) (moss) Killer

-Kills weeds (moss), feeds your (lawn) (turf)

-Weed and feed

[Optional warranty statements. Registrant has choice of using any or none.

-NOTICE TO BUYER

Seller warrants that this product conforms to the chemical description on this label and is reasonably fit for the purposes stated in the Directions for Use, subject to the inherent risks described above, when used in accordance with the Directions for Use under normal conditions. To the extent consistent with applicable law, this warranty does not extend to use of this product contrary to label directions, or under abnormal use conditions, or under conditions not reasonably foreseeable to Seller. To the extent consistent with applicable law,

the Seller shall not be liable for any such use. To the extent consistent with applicable law, the Seller makes no other warranties, either expressed or implied.

Or

-Buyer assumes all responsibility for safety and use not in accordance with directions.

Or

-Unconditionally Guaranteed by (company name). OUR COMMITMENT TO YOUR SATISFACTION: If you are not happy with the way this product works in your garden, please let us know. We will be happy to replace the product, refund your money, or substitute another (brand name) product. Simply send your name, address and proof of purchase to (Company name & address).

Or

(company name) guarantees if for any reason you are not satisfied with this product, mail us proof of purchase to obtain a full refund of your purchase price.]

NEU1173H Concentrate

Active Ingredient:

Iron HEDTA (FeHEDTA)	26.52%
Other Ingredients:	73.48%
Total:	100.00%

KEEP OUT OF REACH OF CHILDREN

CAUTION

FIRST AID	
IF IN EYES	<ul style="list-style-type: none">-Hold eye open and rinse slowly and gently with water for 15-20 minutes.-Remove contact lenses, if present, after the first 5 minutes, then continue rinsing eye.-Call a poison control center or doctor for treatment advice.
Have the product container or label with you when calling a poison control center or doctor, or going for treatment. [Optionally, supplemental distributor's may use the following wording and own toll-free hotline number: For medical emergency information, you may call toll free 1-XXX-XXX-XXXX [insert operating hours and days of service] During other times call the poison control center at 1-800-222-1222.]	

PRECAUTIONARY STATEMENTS

HAZARDS TO HUMANS AND DOMESTIC ANIMALS

CAUTION: Causes slight eye irritation. Avoid contact with eyes or clothing. Wash thoroughly with soap and water after handling and before eating, drinking, chewing gum, using tobacco or using the toilet. Prolonged or frequently repeated skin contact may cause allergic reactions in some individuals.

ENVIRONMENTAL HAZARDS

To protect the environment, do not allow pesticide to enter or run off into storm drains, drainage ditches, gutters or surface waters. Applying this product in calm weather when rain is not predicted for the next 24 hours will help to ensure that wind or rain does not blow or wash pesticide off the treatment area. Rinsing application equipment over the treated area will help avoid run off to water bodies or drainage systems.

[For containers over 5 gallons use the following language:

Effluent Discharge

Do not discharge effluent containing this product into lakes, streams, ponds, estuaries, oceans or other waters unless in accordance with the requirements of a National Pollutant Discharge Elimination System (NPDES) permit and the permitting authority has been notified in writing prior to discharge. Do not discharge effluent containing this product to sewer systems without previously

notifying the local sewage treatment plant authority. For guidance contact your State Water Board or Regional Office of the EPA]

DIRECTIONS FOR USE

It is a violation of Federal Law to use this product in a manner inconsistent with its labeling.

[One of the two following Use Sites, Pests and Application Directions section groupings must be used on the labels of products sold or distributed in all states, except California. The second section must be used on the labels of products sold or distributed in California:

[Section 1]**Use Sites:**

Use to selectively control moss, algae, lichens, liverworts, and diseases growing in lawns.

Pests:

Controls moss, algae, lichens, liverworts, and lawn diseases (such as dollar spot, snow mold, and rust).

Application Directions

Shake well before using.

[Choose one of the following:

Apply this (24 oz) container to 940 to 1875 ft².

OR

Apply this (32 oz) container to 1250 to 2500 ft².

OR

Apply this (1 gallon) container to 5000 to 10000ft².

]

Uniform coverage is important. Rinse treated areas 24 hours after application. Repeat treatment in 3 to 4 weeks for best results.

[Section 2]**Use Sites:**

Use to selectively control moss, algae, lichens, and liverworts growing in lawns.

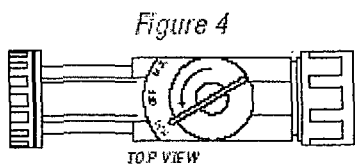
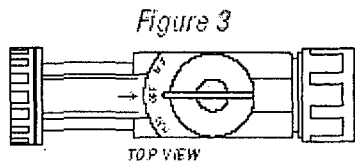
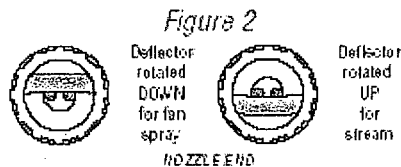
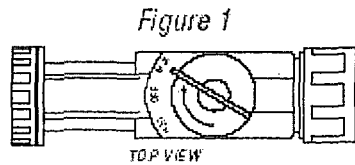
Pests:

Controls moss, algae, lichens, and liverworts.

Application Directions

Shake well before using. Apply 1 gallon of concentrate to 2500-10000 ft². Uniform coverage is important. Rinse treated areas 24 hours after application. Repeat treatment in 3 to 4 weeks for best results.]

[Optional hose-end sprayer directions that may be presented on the container or supplemental wording, either:



To Use This Sprayer:

1. Shake container well.
2. Connect spray nozzle to garden hose.
3. Turn on the water from the faucet. Extend hose to the farthest area to be treated and work back toward the faucet so you don't come in contact with the treated area.
4. When you are ready to spray, turn the knob on top so that it points to the MIX position on the spray head. (Fig. 1)
5. The spray deflector on the front of the hose-end applicator can be rotated to give a stream or fan spray. (Fig. 2)

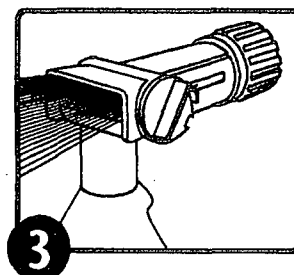
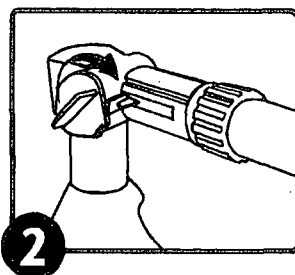
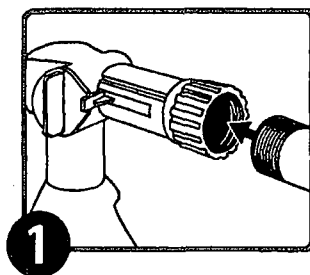
To Stop Spraying

1. When you are finished spraying or if you have to stop spraying at any time, turn the knob back to the OFF position. (Fig. 3)
2. Turn off the water from the faucet.
3. Turn the knob to H₂O then OFF, to drain the water from the hose. (Fig. 4)

1. Attach garden hose to spray nozzle. Turn on water supply.
2. Bend safety tab down and turn control to "water".
3. Point nozzle toward plants and turn water control knob to "On". Product will automatically mix with water. Spray moss surfaces thoroughly.

To Stop Spraying:

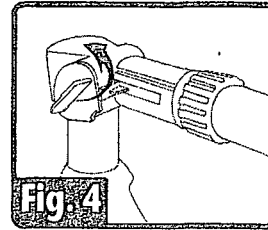
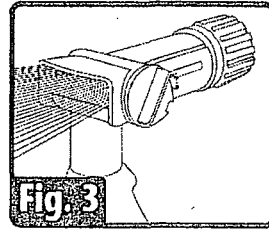
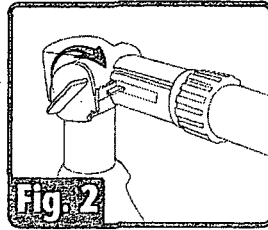
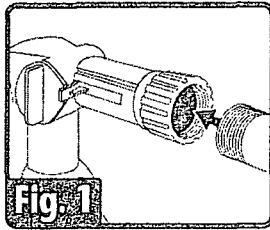
1. When you are finished spraying or if you have to stop spraying at any time, turn the blue knob back to the OFF position.
2. Turn off the water from the faucet.
3. Turn the blue knob to H2O then OFF, to drain the water from the hose.
4. Unscrew spray nozzle from hose. Remove hose end from container.
5. Reseal the container with the child-resistant closure. Rinse the hose-end applicator



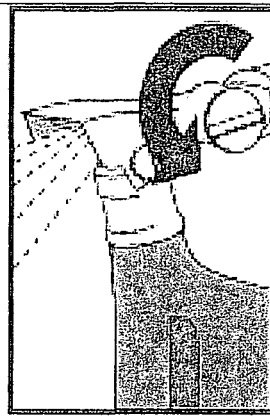


OR

1. Shake container well before using.
2. Connect a garden hose to the Ready Spray nozzle. Make sure the dial on the nozzle is in the "OFF" position with the safety tab in the valve notch.
3. Turn on the water at faucet. Extend hose to the farthest area to be treated and work back toward the faucet so you don't come in contact with the treated area.
4. To BEGIN spraying, point nozzle toward treatment site and
 - a. Bend the safety tab back (located at the right of the yellow dial) with your thumb,
 - b. Using your other hand, QUICKLY turn the dial clockwise until it stops. Water will automatically mix with the product.
5. Spray moss thoroughly. Walk at a steady pace while spraying using an even sweeping motion, slightly overlapping treated areas.
6. To STOP spraying, QUICKLY turn the dial in the opposite direction of "ON" until it stops and the safety tab engages the notch on the valve. Turn water off at faucet. To relieve pressure before removing nozzle from hose, bend the safety tab back and turn dial "ON" until water stops spraying.

7. To STORE unused product, make sure the dial is in the "OFF" position with safety tab in the valve notch. Place in cool area away from heat, sunlight or open flame.



OR



- Ensure that the large Water Control Knob is turned to the "OFF" position.
- Connect sprayer to garden hose.

- Turn the small Product Control Button so that the flat side aligns with the tab on the right side of the button, and push the button all the way in.
- Turn on water at faucet.

- To spray, point nozzle where you want to spray and turn the large knob all the way to the left.
- To stop spraying, push small Product Control Button in from opposite side. Turn large Water Control Knob to the right to the "OFF" position and turn off faucet.
- NOTE: BEFORE DISCONNECTING HOSE (to relieve water pressure): Turn large Water Control Knob to the left; then turn "OFF" again.
- Disconnect garden hose from sprayer.
- To prevent accidental discharge when not in use, turn the small Product Control Button so that it is NOT aligned with the tab and cannot be pushed in.

Works quickly. Treated moss or algae will turn brown or black. Occasionally a darkening of the grass leaf blades can occur after treatment; however the grass will recover within a few days to weeks. May stain thatch (dead grass under lawn); this does not affect the health of the grass.

Use Precautions:

Do not apply to drought stressed grass; ensure lawn is well watered prior to application. Do not apply when the daytime temperature will exceed 85°F. Do not apply to bentgrass. If unsure of grass sensitivity, test spray a small area of your lawn. Do not apply to newly seeded areas prior to grass seed germination. Avoid spraying desirable plants. Any desirable plants or structures accidentally contacted should be rinsed with water. To avoid staining, wait until treated area dries before re-entry. Do not apply if rainfall is expected within 3 hours of application. Do not irrigate within 3 hours of application. Do not apply to the same area more than 2 times a year.

STORAGE AND DISPOSAL

PESTICIDE STORAGE: Store this product in its original container and keep in a secure storage area out of reach of children and domestic animals. Store unused material, tightly closed, in original container only, away from open flame.

PESTICIDE DISPOSAL AND CONTAINER HANDLING:

Nonrefillable container. Do not reuse or refill this container.

If empty: Place in trash or offer for recycling if available.

If partly filled: Call your local solid waste agency [or call [insert supplemental distributor's toll free number]] for disposal instructions. Never place unused product down any indoor or outdoor drain.

BATCH CODE:

[The following claims and product information, may or may not be presented on the product's label and labeling:

-www.neudorff.com



- Selective Moss Killer
- Selective Moss Control
- Kills Moss Without Harming Lawn Grasses
- Kills moss not lawns
- Kills moss not grasses
- Lawn Moss Killer
- Lawn Moss Control
- Water-based
- With the provided hose-end sprayer, this container will treat XXX ft²

-Works in cool weather (down to 50°F)

-Rainfast in 3 hours

-Works fast

-See results the same day

-See results in hours

-Fast and effective

-No unpleasant odor

-Derived from iron (Fe)

-For non-selective (moss) weed and grass control, use [H01 or NEU1171H – *insert product name*]

-Eliminates unwanted moss, algae and lichens quickly

-Kills algae, moss and lichens

-Kills moss and algae

-Moss killer

-Moss, algae and lichen killer

-Kills moss fast

-Kills moss, algae, and lichens quickly and effectively

- Kills moss and weeds

-Moss and weed killer for lawns

- Kills moss and weeds, not lawns

-Kills moss and weeds, not grass

-Lawn areas can be re-sown within one day of treatment with NEU1173H

- Can re-seed lawn 1 day after spraying (applying)

-(Controls) (kills) (dandelions) (buttercup) (English daisy) (daisy) (clover)

-One gallon of concentrate will treat up to 10000 ft² (of lawn)

-Treats up to XXXX ft² (of lawn)

-Can be used on new lawns (1 week) after grass emergence

- Weed killer for newly planted lawn

-Even works in cool weather

-Also works in cool weathers

-Works in temperatures between 50°F and 85°F (10°C and 29°C)

-Effective at temperatures from 50°F to 85°F (10°C to 29°C)

-Patent pending

-Patent #6,972,273

-(Helpful Hints:) Best results are obtained when applied in the Spring or Fall when environmental conditions are cool and there is ample moisture

-People and pets can enter treated area when spray dries

-Ready-To-Spray

-Hose-End Bottle

-Hose-End Sprayer

-This product is ready to spray. Just attach this bottle to your garden hose according to directions. Water automatically mixes with the concentrate as you spray.]

-Tough on moss and disease, easy on lawns

-Prevent disease and kill the moss!

-Kills most common lawn diseases fast!

-Herbicide and Fungicide in 1 for the Lawn!

- For a healthy lawn
- Easy-to-use moss and disease killer for the lawn
- Broadleaf moss and disease killer
- Disease and Moss Killer in one!
- (5 in 1!) (4 in 1!) (3 in 1!) [for use with the corresponding number of the following pests]: Controls (Disease), (Weeds), (Moss), (Algae) and (Lichens) in turf
- Controls disease in the lawn, kills the moss.
- Moss and disease killer for the lawn
- Cure your moss and disease problems fast
- Ideal moss & disease control for lawn
- Iron-based disease & moss control for lawn
- Lawns: Controls dollar spot, snow mold, and rust
- Lawn Fungicide
- Controls (dollar spot), (snow mold), and (rust) on lawns
- Prevents and controls lawn diseases
- Promotes healthy, weed- and disease-free lawns
- Fast Acting!
- 5-0-0
- Contains iron, a plant nutrient
- Fast (Quick) Green-up
- Greens your lawn (turf) fast
- Two (2) in One (1) Fertilizer and (Weed) (moss) Killer
- Kills weeds (moss), feeds your (lawn) (turf)
- Weed and feed

[Optional warranty statements. Registrant has choice of using any or none.]

-NOTICE TO BUYER

Seller warrants that this product conforms to the chemical description on this label and is reasonably fit for the purposes stated in the Directions for Use, subject to the inherent risks described above, when used in accordance with the Directions for Use under normal conditions. To the extent consistent with applicable law, this warranty does not extend to use of this product contrary to label directions, or under abnormal use conditions, or under conditions not reasonably foreseeable to Seller. To the extent consistent with applicable law, the Seller shall not be liable for any such use. To the extent consistent with applicable law, the Seller makes no other warranties, either expressed or implied.

Or

-Buyer assumes all responsibility for safety and use not in accordance with directions.

Or

-Unconditionally Guaranteed by (company name). OUR COMMITMENT TO YOUR SATISFACTION: If you are not happy with the way this product works in

NEU1173H

Page 40 of 74

your garden, please let us know. We will be happy to replace the product, refund your money, or substitute another (brand name) product. Simply send your name, address and proof of purchase to (Company name & address).

Or

(company name) guarantees if for any reason you are not satisfied with this product, mail us proof of purchase to obtain a full refund of your purchase price.

SUBLABEL E – COMMERCIAL USE ON WEEDS

NEU1173H Concentrate

Active Ingredient:

Iron HEDTA (FeHEDTA)	26.52%
Other Ingredients:.....	73.48%
Total:	100.00%

KEEP OUT OF REACH OF CHILDREN

CAUTION

FIRST AID	
IF IN EYES	-Hold eye open and rinse slowly and gently with water for 15-20 minutes. -Remove contact lenses, if present, after the first 5 minutes, then continue rinsing eye. -Call a poison control center or doctor for treatment advice.
Have the product container or label with you when calling a poison control center or doctor, or going for treatment. [Optionally, supplemental distributor's may use the following wording and own toll-free hotline number: For medical emergency information, you may call toll free 1-XXX-XXX-XXXX [insert operating hours and days of service] During other times call the poison control center at 1-800-222-1222.]	

PRECAUTIONARY STATEMENTS

HAZARDS TO HUMANS AND DOMESTIC ANIMALS

CAUTION: Causes slight eye irritation. Avoid contact with eyes or clothing. Wash thoroughly with soap and water after handling and before eating, drinking, chewing gum, using tobacco or using the toilet. Prolonged or frequently repeated skin contact may cause allergic reactions in some individuals.

ENVIRONMENTAL HAZARDS

For terrestrial uses: Do not apply directly to water, or to areas where surface water is present or to intertidal areas below the mean high water mark. Do not contaminate water when disposing of equipment washwater or rinsate.

[For containers over 5 gallons use the following language:

Effluent Discharge

Do not discharge effluent containing this product into lakes, streams, ponds, estuaries, oceans or other waters unless in accordance with the requirements of a National Pollutant Discharge Elimination System (NPDES) permit and the permitting authority has been notified in writing prior to discharge. Do not discharge effluent containing this product to sewer systems without previously

notifying the local sewage treatment plant authority. For guidance contact your State Water Board or Regional Office of the EPA]

DIRECTIONS FOR USE

It is a violation of Federal Law to use this product in a manner inconsistent with its labeling.

Read and follow all applicable directions and precautions on this label before using.

SITES: Lawns, turf (use on rights of way or non-crop areas), golf courses, parks, playgrounds, cemeteries, athletic fields

[One of the two following Pest and Application Directions sections must be used on the labels of products sold or distributed in all states, except California. The second section must be used on the labels of products sold or distributed in California:

[Section 1]

PESTS:

Controls or suppresses weeds such as but not limited to:

- Black medic (*Medicago lupulina*)
- Broadleaf plantain (*Plantago major*)
- Bull thistle (*Cirsium vulgare*)
- Canada thistle (*Cirsium arvense*)
- Common chickweed (*Stellaria media*)
- Creeping buttercup (*Ranunculus repens*)
- Creeping Charlie/Ground ivy (*Glechoma hederacea*)
- Dandelion (*Taraxicum officinale*)
- Dovefoot geranium (*Geranium molle*)
- English daisy (*Bellis perennis*)
- False dandelion (*Hypochoeris radicata*)
- Healall (*Prunella vulgaris*)
- Lawn burweed (*Soliva ptero-sperma*)
- Moss, liverworts, algae and lichens
- Narrow-leaved plantain (*Plantago lanceolata*)
- Oxalis (*Oxalis* spp.)
- Persian Speedwell (*Veronica persica*)
- Prostrate knotweed (*Polygonum aviculare*)
- Shepherd's-purse (*Capsella bursa-pastoris*)
- Silverweed cinquefoil (*Potentilla anserina*)
- Slender speedwell (*Veronica filiformis*)
- White clover (*Trifolium repens*)
- Wild chamomile (*Matricaria chamomilla*)
- Wild geranium (*Geranium robertianum*)

Controls or suppresses diseases such as but not limited to:

- Dollar Spot
- Rust
- Snow Mold

[Choose one of the following:

Application Directions:
For Broadcast Treatment:

Rate of Spray Solution	Rate of Concentrate	Weeds	Optional column [Area Treated]
2.8 fl. oz./yd ² or 2.5 ga/1000 ft ²	12.6 fl. oz./1000 ft ²	Rate for easy-to-control weeds: black medic (<i>Medicago lupulina</i>), Persian speedwell (<i>Veronica persica</i>), slender speedwell (<i>Veronica filiformis</i>), wild geranium (<i>Geranium robertianum</i>), and moss. This rate can also be used for weed seedlings of: false dandelion (<i>Hypochaeris radicata</i>), English daisy (<i>Bellis perennis</i>), dandelion (<i>Taraxacum officinale</i>) or white clover (<i>Trifolium repens</i>).	xxxx ft ² /xxx ga jug
5.7 fl. oz./yd ² or 4.9 ga/1000 ft ²	25.2 fl. oz./1000 ft ²	Standard rate for control of most weed species: dandelion (<i>Taraxacum officinale</i>), English daisy (<i>Bellis perennis</i>), false dandelion (<i>Hypochaeris radicata</i>), Creeping Charlie/Ground ivy (<i>Glechoma hederacea</i>), Prostrate knotweed (<i>Polygonum aviculare</i>), white clover (<i>Trifolium repens</i>), bull thistle (<i>Cirsium vulgare</i>), Canada thistle (<i>Cirsium arvense</i>), common chickweed (<i>Stellaria media</i>), narrow-leaved plantain (<i>Plantago lanceolata</i>), dove's foot geranium (<i>Geranium molle</i>), oxalis (<i>Oxalis</i> spp.), lawn burweed (<i>Soliva pterosperma</i>), and algae, and for the SUPPRESSION of broad-leaved plantain (<i>Plantago major</i>)	xxxx ft ² /xxx ga jug
11.3 fl. oz./yd ² or 9.8 ga/1000 ft ²	50 fl. oz./1000 ft ²	Rate for tough perennial weeds such as: creeping buttercup (<i>Ranunculus repens</i>) and broad-leaved plantain (<i>Plantago major</i>)	xxxx ft ² /xxx ga jug

Rate of Spray Solution	Rate of Concentrate	Diseases	Optional column [Area Treated]
2.8 fl. oz./yd ² or 2.5 ga/1000 ft ²	12.6 fl. oz./1000 ft ²	Rate for control or suppression of diseases such as dollar spot, snow mold, and rust. Use the higher rate when disease pressure is high.	xxxx ft ² /xxx ga jug
5.7 fl. oz./yd ² or 4.9 ga/1000 ft ²	25.2 fl. oz./1000 ft ²		xxxx ft ² /xxx ga jug

Shake well before using. Mix one part [NEU1173H] with 24 parts water (5 oz. in 1 gallon of water). Apply the mixed solution at a rate of 2.5-10 gallons/1000 ft² (2.8-11.5 fluid oz./yard²), using the chart to determine how much diluted spray to use per area. Any standard hand-held or backpack sprayer can be used. Thoroughly spray weeds. Use a coarse nozzle setting to reduce drift. Uniform coverage is important.

Repeat treatment in 3 to 4 weeks for best results.

For Spot Treatment

Shake well before using. Mix one part [NEU1173H] with 24 parts water (5 oz. in 1 gallon of water). Thoroughly spray weeds to point of runoff using any standard hand-held or backpack sprayer. Use a coarse nozzle setting to reduce drift. Repeat treatment in 3 to 4 weeks for best results.

OR

Application Directions:

Shake well before using. Mix one part [NEU1173H] with 24 parts water (5 oz. in 1 gallon of water). Apply the mixed solution at a rate of 2.5-10 gallons/1000 ft² (2.8-11.5 fluid oz./yard²). The standard rate for NEU1173H is 5.75 fl. oz./yard²; use the higher rate (11.5 fl. oz./yard²) on tough perennial weeds, such as buttercup and broad-leaved plantain. NEU1173H may also be used at 2.8 fl.oz./yard² (2.5 gallons/1000ft²) on moss, black medic, Persian speedwell, slender speedwell, wild geranium, turf diseases (such as dollar spot, rust, and snow mold), or on weed seedlings of false dandelion, English daisy, dandelion or white clover. Any standard hand-held or backpack sprayer can be used. Thoroughly spray weeds. Use a coarse nozzle setting to reduce drift. Uniform coverage is important. Repeat treatment in 3 to 4 weeks for best results.]

[Section 2]

PESTS:

Controls weeds:

- Bull thistle (*Cirsium vulgare*)
- Common chickweed (*Stellaria media*)
- Creeping buttercup (*Ranunculus repens*)
- Dandelion (*Taraxicum officinale*)
- English daisy (*Bellis perennis*)
- Moss
- Narrow-leaved plantain (*Plantago lanceolata*)
- Persian speedwell (*Veronica persica*)
- Slender speedwell (*Veronica filiformis*)
- White clover (*Trifolium repens*)

Suppresses weeds:

- Broadleaf plantain (*Plantago major*)

Application Directions:

Shake well before using. Mix one part [NEU1173H] with 24 parts water (5 oz. in 1 gallon of water). Apply the mixed solution at a rate of 2.5-10 gallons/1000 ft² (2.8 -11.5 fluid oz./yard²). Any standard hand-held or backpack sprayer can be used. Thoroughly spray weeds. Use a coarse nozzle setting to reduce drift. Uniform coverage is important.

Repeat treatment in 3 to 4 weeks for best results.

]

What will I see?

Works quickly; dying weeds will be seen within hours of application. Treated weeds, moss or algae will turn brown or black. Occasionally a darkening of the grass leaf blades can occur after treatment; however the grass will recover within a few days to weeks. May stain thatch (dead grass under turf); this does not affect the health of the grass.

Use Precautions:

Do not apply to drought stressed grass; ensure turf is well watered prior to application. Do not apply when the daytime temperature will exceed 85°F. Do not apply to bentgrass. If unsure of grass sensitivity, test spray a small area of the turf. Do not apply to newly seeded areas prior to grass seed germination.

Avoid spraying desirable plants. Any desirable plants or structures accidentally contacted should be rinsed with water. To avoid staining, wait until treated area dries before re-entry. Do not apply if rainfall is expected within 3 hours of application. Do not irrigate within 3 hours of application. Do not apply to the same area more than 4 times a year.

STORAGE AND DISPOSAL

Do not contaminate water, food or feed by storage or disposal.

PESTICIDE STORAGE: Store in a secure place, away from open fire or flame. Keep container closed and reseal after use. If spilled, use absorbent materials and dispose of in an approved manner.

PESTICIDE DISPOSAL: Wastes resulting from the use of this product may be disposed of on site or at an approved waste disposal facility.

CONTAINER HANDLING: Nonrefillable container. Do not reuse or refill this container. Triple rinse container (or equivalent) promptly after emptying. Triple rinse as follows:

(For containers equal to or less than five gallons use these directions:) Empty the remaining contents into application equipment or a mix tank and drain for 10 seconds after the flow begins to drip. Fill the container ¼ full with water and recap. Shake for 10 seconds. Pour rinsate into application equipment or a mix tank or store rinsate for later use or disposal. Drain for 10 seconds after the flow

begins to drip. Repeat this procedure two more times. Offer for recycling, if available.

(For containers greater than five gallons use these directions:) Empty the remaining contents into application equipment or a mix tank. Fill the container $\frac{1}{4}$ full with water. Replace and tighten closures. Tip container on its side and roll it back and forth, ensuring at least one complete revolution, for 30 seconds. Stand the container on its end and tip it back and forth several times. Turn the container over onto its other end and tip it back and forth several times. Empty the rinsate into application equipment or a mix tank or store rinsate for later use or disposal. Repeat this procedure two more times. Offer for recycling, if available.

BATCH CODE:

[The following claims and product information, may or may not be presented on the product's label and labeling:

-www.neudorff.com



- Weed Killer for Turf
- Selective Weed Killer
- Selective Broadleaf Weed Killer
- Selective Weed Control
- Selective Broadleaf Weed Control

- Selective Control of Weeds in Turf
- Selective Control of Broadleaf Weeds in Turf
- Kills weeds not turf
- Kills weeds not grasses
- Turf Weed Killer
- Turf Weed Control
- Water-based
- When diluted, this bottle will treat XXX ft²
- Works in cool weather down to 50°F
- Rainfast in 3 hours
- Works fast
- See results the same day
- See results in hours
- Fast and effective
- Mix with water
- No unpleasant odor
- Derived from iron (Fe)
- For non-selective (moss) weed and grass control, use [H01 or NEU1171H – insert product name]
- Eliminates unwanted moss, algae and lichens quickly
- Kills algae, moss and lichens
- Kills moss and algae

- Moss killer
- Moss, algae and lichen killer
- Kills moss fast
- Kills moss, algae, and lichens quickly and effectively
- Moss and weed killer for turf
- Turf areas can be re-sown within one day of treatment with NEU1173H
- Can re-seed turf 1 day after spraying (applying)
- (Controls) (kills) (dandelions) (buttercup) (English daisy) (daisy) (clover)
- One gallon of concentrate will treat up to 10000 ft² (of turf)
- Can be used to spot treat problem areas
- Can be used to spot treat problem areas in turf
- Can be used on new turf (1 week) after grass emergence
- Even works in cool weather
- Also works in cool weather
- Works in temperatures between 50°F and 85°F (10°C and 29°C)
- Effective at temperatures from 50°F to 85°F (10°C to 29°C)
- Treats up to XXXX ft² (of turf)
- Patent pending
- Patent #6,972,273
- Makes over XX gallons
- 1 ounce = 2 tablespoons = 6 teaspoons
- Kills weeds, down to the root
- Kills dandelions, down to the root
- (Helpful Hints:) Best results are obtained when applied in the Spring or Fall when environmental conditions are cool and there is ample moisture
- (Helpful Hints:) The best times to treat weeds are in the Spring when they are small and growing and in the Fall to eliminate many of next year's weeds
- People and pets can enter treated area when spray dries]
- Tough on weeds and disease, easy on turf
- Prevent disease and kill the weeds!
- Kills most common turf diseases fast!
- Herbicide and Fungicide in 1 for Turf!
- For healthy turf
- Easy-to-use weed and disease killer for turf
- Broadleaf weed and disease killer
- Disease and Weed Killer in one!
- (5 in 1!) (4 in 1!) (3 in 1!) [for use with the corresponding number of the following pests]: Controls (Disease), (Weeds), (Moss), (Algae) and (Lichens) in turf
- Controls (Disease), (Weeds), (Moss), (Algae) and (Lichens) in turf
- Controls disease in the turf, kills the weeds.
- Weed and disease killer for turf
- Cure your weed and disease problems fast
- Ideal weed & disease control for turf
- Iron-based disease & weed control for turf
- Turf: Controls dollar spot, snow mold, and rust
- Turf Fungicide
- Controls (dollar spot), (snow mold), and (rust) on turf
- Prevents and controls turf diseases

NEU1173H

Page 48 of 74

- Promotes healthy, weed- and disease-free turf
- Fast Acting!
- 5-0-0
- Contains iron, a plant nutrient
- Fast (Quick) Green-up
- Greens your lawn (turf) fast
- Two (2) in One (1) Fertilizer and (Weed) (moss) Killer
- Kills weeds (moss), feeds your (lawn) (turf)
- Weed and feed

[Optional warranty statements. Registrant has choice of using any or none.]

-NOTICE TO BUYER

Seller warrants that this product conforms to the chemical description on this label and is reasonably fit for the purposes stated in the Directions for Use, subject to the inherent risks described above, when used in accordance with the Directions for Use under normal conditions. To the extent consistent with applicable law, this warranty does not extend to use of this product contrary to label directions, or under abnormal use conditions, or under conditions not reasonably foreseeable to Seller. To the extent consistent with applicable law, the Seller shall not be liable for any such use. To the extent consistent with applicable law, the Seller makes no other warranties, either expressed or implied.

Or

-Buyer assumes all responsibility for safety and use not in accordance with directions.

Or

-Unconditionally Guaranteed by (company name). OUR COMMITMENT TO YOUR SATISFACTION: If you are not happy with the way this product works in your garden, please let us know. We will be happy to replace the product, refund your money, or substitute another (brand name) product. Simply send your name, address and proof of purchase to (Company name & address).]

Or

(company name) guarantees if for any reason you are not satisfied with this product, mail us proof of purchase to obtain a full refund of your purchase price.

NEU1173H Concentrate

Active Ingredient:

Iron HEDTA (FeHEDTA)	26.52%
Other Ingredients:	73.48%
Total:	100.00%

KEEP OUT OF REACH OF CHILDREN

CAUTION

FIRST AID	
IF IN EYES	-Hold eye open and rinse slowly and gently with water for 15-20 minutes. -Remove contact lenses, if present, after the first 5 minutes, then continue rinsing eye. -Call a poison control center or doctor for treatment advice.
Have the product container or label with you when calling a poison control center or doctor, or going for treatment. [Optionally, supplemental distributor's may use the following wording and own toll-free hotline number: For medical emergency information, you may call toll free 1-XXX-XXX-XXXX [insert operating hours and days of service] During other times call the poison control center at 1-800-222-1222.]	

PRECAUTIONARY STATEMENTS

HAZARDS TO HUMANS AND DOMESTIC ANIMALS

CAUTION: Causes slight eye irritation. Avoid contact with eyes or clothing. Wash thoroughly with soap and water after handling and before eating, drinking, chewing gum, using tobacco or using the toilet. Prolonged or frequently repeated skin contact may cause allergic reactions in some individuals.

ENVIRONMENTAL HAZARDS

For terrestrial uses: Do not apply directly to water, or to areas where surface water is present or to intertidal areas below the mean high water mark. Do not contaminate water when disposing of equipment washwater or rinsate.

[For containers over 5 gallons use the following language:

Effluent Discharge

Do not discharge effluent containing this product into lakes, streams, ponds, estuaries, oceans or other waters unless in accordance with the requirements of a National Pollutant Discharge Elimination System (NPDES) permit and the permitting authority has been notified in writing prior to discharge. Do not discharge effluent containing this product to sewer systems without previously notifying the local sewage treatment plant authority. For guidance contact your State Water Board or Regional Office of the EPA]

DIRECTIONS FOR USE

It is a violation of Federal Law to use this product in a manner inconsistent with its labeling.

Read and follow all applicable directions and precautions on this label before using.

SITES: Lawns, turf (use on rights of way or non-crop areas), golf courses, parks, playgrounds, cemeteries, athletic fields

[One of the two following sections must be used. The first section may be used on the labels of products sold or distributed in all states, except California. The second section must be used on the labels of products sold or distributed in California:

[Section 1]

PESTS:

Controls or suppresses weeds such as but not limited to:

- Black medic (*Medicago lupulina*)
- Broadleaf plantain (*Plantago major*)
- Bull thistle (*Cirsium vulgare*)
- Canada thistle (*Cirsium arvense*)
- Common chickweed (*Stellaria media*)
- Creeping buttercup (*Ranunculus repens*)
- Creeping Charlie/Ground ivy (*Glechoma hederacea*)
- Dandelion (*Taraxicum officinale*)
- Dovefoot geranium (*Geranium molle*)
- English daisy (*Bellis perennis*)
- False dandelion (*Hypochoeris radicata*)
- Healall (*Prunella vulgaris*)
- Lawn burweed (*Soliva ptero-sperma*)
- Moss, liverworts, algae and lichens
- Narrow-leaved plantain (*Plantago lanceolata*)
- Oxalis (*Oxalis* spp.)
- Persian Speedwell (*Veronica persica*)
- Prostrate knotweed (*Polygonum aviculare*)
- Shepherd's-purse (*Capsella bursa-pastoris*)
- Silverweed cinquefoil (*Potentilla anserina*)
- Slender speedwell (*Veronica filiformis*)
- White clover (*Trifolium repens*)
- Wild chamomile (*Matricaria chamomilla*)
- wild geranium (*Geranium robertianum*)

Controls or suppresses diseases such as but not limited to:

- Dollar Spot
- Rust
- Snow Mold

Application Directions:

Shake well before using. Apply 1 gallon of concentrate to 2500-10,000 ft². Apply it to 5000 ft² for standard application; apply it to 2500 ft² to control tough perennial weeds, such as buttercup and broad-leaved plantain. This container may be applied to up to 10,000 ft² to control moss, black medic, Persian speedwell, slender speedwell, wild geranium, turf diseases (such as dollar spot, rust, and snow mold), or on weed seedlings of false dandelion, English daisy, dandelion or white clover. Uniform coverage is important. Rinse treated areas 24 hours after application. Repeat treatment in 3 to 4 weeks for best results.

[Section 2]**PESTS:**

Controls the following weeds: Dandelion, English daisy, Moss, Narrow-leaved plantain, White clover, Creeping buttercup, Common chickweed, Bull thistle, Persian speedwell, and slender speedwell.

Suppresses the following weeds: Broadleaf plantain

Application Directions:

Shake well before using. Apply 1 gallon of concentrate to 2500-10000 ft². Uniform coverage is important. Rinse treated areas 24 hours after application. Repeat treatment in 3 to 4 weeks for best results.]

[Optional hose-end sprayer directions that may be presented on the container or supplemental wording, either:

Figure 1

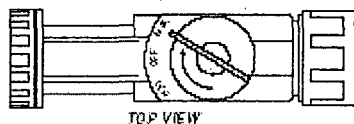


Figure 2

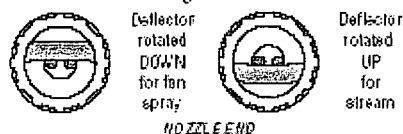


Figure 3

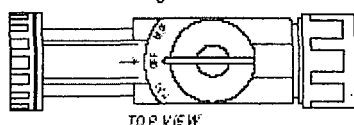
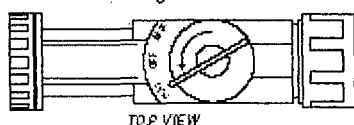


Figure 4



To Use This Sprayer:

1. Shake container well.
2. Connect spray nozzle to garden hose.
3. Turn on the water from the faucet. Extend hose to the farthest area to be treated and work back toward the faucet so you don't come in contact with the treated area.
4. When you are ready to spray, turn the knob on top so that it points to the MIX position on the spray head. (Fig. 1)
5. The spray deflector on the front of the hose-end applicator can be rotated to give a stream or fan spray. (Fig. 2)

To Stop Spraying

6. When you are finished spraying or if you have to stop spraying at any time, turn the knob back to the OFF position. (Fig. 3)
7. Turn off the water from the faucet.
8. Turn the knob to H2O then OFF, to drain the water from the hose. (Fig. 4)

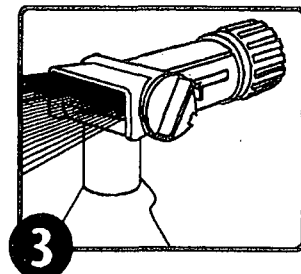
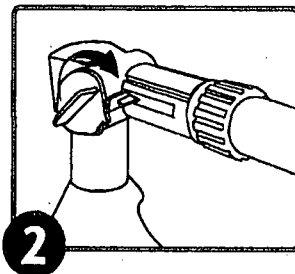
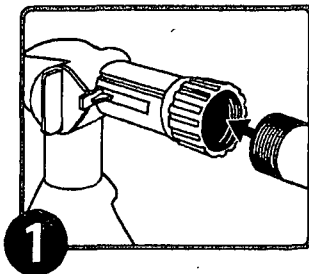
OR

1. Attach garden hose to spray nozzle. Turn on water supply.

2. Bend safety tab down and turn control to "water".
3. Point nozzle toward plants and turn water control knob to "On". Product will automatically mix with water. Thoroughly spray weeds.

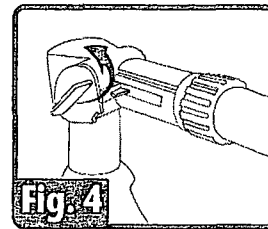
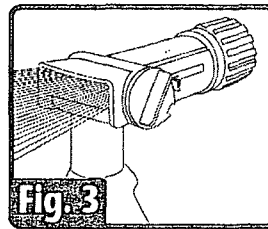
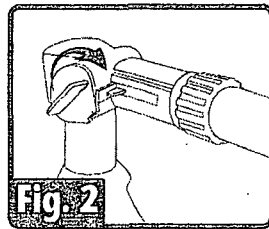
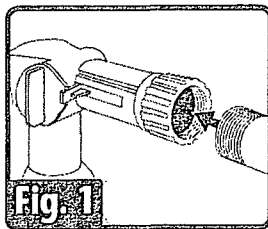
To Stop Spraying:




1. When you are finished spraying or if you have to stop spraying at any time, turn the blue knob back to the OFF position.
2. Turn off the water from the faucet.
3. Turn the blue knob to H2O then OFF, to drain the water from the hose.
4. Unscrew spray nozzle from hose. Remove hose end from container.
5. Reseal the container with the child-resistant closure. Rinse the hose-end applicator



OR

1. Shake container well before using.
2. Connect a garden hose to the Ready Spray nozzle. Make sure the dial on the nozzle is in the "OFF" position with the safety tab in the valve notch.
3. Turn on the water at faucet. Extend hose to the farthest area to be treated and work back toward the faucet so you don't come in contact with the treated area.
4. To BEGIN spraying, point nozzle toward treatment site and
 - a. Bend the safety tab back (located at the right of the yellow dial) with your thumb,
 - b. Using your other hand, QUICKLY turn the dial clockwise until it stops. Water will automatically mix with the product.
5. Spray weeds thoroughly. Walk at a steady pace while spraying using an even sweeping motion, slightly overlapping treated areas.
6. To STOP spraying, QUICKLY turn the dial in the opposite direction of "ON" until it stops and the safety tab engages the notch on the valve. Turn water off at faucet. To relieve pressure before removing nozzle from hose, bend the safety tab back and turn dial "ON" until water stops spraying.
7. To STORE unused product, make sure the dial is in the "OFF" position with safety tab in the valve notch. Place in cool area away from heat, sunlight or open flame.



		
<ul style="list-style-type: none"> • Ensure that the large Water Control Knob is turned to the "OFF" position. • Connect sprayer to garden hose. 	<ul style="list-style-type: none"> • Turn the small Product Control Button so that the flat side aligns with the tab on the right side of the button, and push the button all the way in. • Turn on water at faucet. 	<ul style="list-style-type: none"> • To spray, point nozzle where you want to spray and turn the large knob all the way to the left. • To stop spraying, push small Product Control Button in from opposite side. Turn large Water Control Knob to the right to the "OFF" position and turn off faucet. • NOTE: BEFORE DISCONNECTING HOSE (to relieve water pressure): Turn large Water Control Knob to the left; then turn "OFF" again. • Disconnect garden hose from sprayer. • To prevent accidental discharge when not in use, turn the small Product Control Button so that it is <u>NOT</u> aligned with the tab and cannot be pushed in.

1

What will I see?

Works quickly; dying weeds will be seen within hours of application. Treated weeds, moss or algae will turn brown or black. Occasionally a darkening of the grass leaf blades can occur after treatment; however the grass will recover within a few days to weeks. May stain thatch (dead grass under turf); this does not affect the health of the grass.

Use Precautions:

Do not apply to drought stressed grass; ensure turf is well watered prior to application. Do not apply when the daytime temperature will exceed 85°F. Do not apply to bentgrass. If unsure of grass sensitivity, test spray a small area of turf. Do not apply to newly seeded areas prior to grass seed germination. Avoid spraying desirable plants. Any desirable plants or structures accidentally contacted should be rinsed with water. To avoid staining, wait until treated area dries before re-entry. Do not apply if rainfall is expected within 3 hours of application. Do not irrigate within 3 hours of application. Do not apply to the same area more than 2 times a year.

STORAGE AND DISPOSAL

Do not contaminate water, food or feed by storage or disposal.

PESTICIDE STORAGE: Store in a secure place, away from open fire or flame. Keep container closed and reseal after use. If spilled, use absorbent materials and dispose of in an approved manner.

PESTICIDE DISPOSAL: Wastes resulting from the use of this product may be disposed of on site or at an approved waste disposal facility.

CONTAINER HANDLING: Non-refillable container. Do not reuse or refill this container. Triple rinse container (or equivalent) promptly after emptying. Triple rinse as follows:

(For containers equal to or less than five gallons use these directions:) Empty the remaining contents into application equipment or a mix tank and drain for 10 seconds after the flow begins to drip. Fill the container ¼ full with water and recap. Shake for 10 seconds. Pour rinsate into application equipment or a mix tank or store rinsate for later use or disposal. Drain for 10 seconds after the flow begins to drip. Repeat this procedure two more times. Offer for recycling, if available.

(For containers greater than five gallons use these directions:) Empty the remaining contents into application equipment or a mix tank. Fill the container ¼ full with water. Replace and tighten closures. Tip container on its side and roll it back and forth, ensuring at least one complete revolution, for 30 seconds. Stand the container on its end and tip it back and forth several times. Turn the container over onto its other end and tip it back and forth several times. Empty the rinsate into application equipment or a mix tank or store rinsate for later use or disposal. Repeat this procedure two more times. Offer for recycling, if available.

BATCH CODE:

[The following claims and product information, may or may not be presented on the product's label and labeling:

-www.neudorff.com



-Weed Killer for Turf

-Selective Weed Killer

- Selective Broadleaf Weed Killer
- Selective Weed Control
- Selective Broadleaf Weed Control
- Selective Control of Weeds in Turf
- Selective Control of Broadleaf Weeds in Turf
- Kills weeds not turf
- Kills weeds not grasses
- Turf Weed Killer
- Turf Weed Control
- Water-based
- With the provided hose-end sprayer, this container will treat XXX ft²
- Works in cool weather (down to 50°F)
- Rainfast in 3 hours
- Works fast
- See results the same day
- See results in hours
- Fast and effective
- No unpleasant odor
- Derived from iron (Fe)
- For non-selective (moss) weed and grass control, use [NEU1170H or NEU1171H – *insert product name*]
- Eliminates unwanted moss, algae and lichens quickly
- Kills algae, moss and lichens
- Kills moss and algae
- Moss killer
- Moss, algae and lichen killer

- Kills moss fast
- Kills moss, algae, and lichens quickly and effectively
- Moss and weed killer for turf
- Turf areas can be re-sown within one day of treatment with NEU1173H
- Can re-seed turf 1 day after spraying (applying)
- (Controls) (kills) (dandelions) (buttercup) (English daisy) (daisy) (clover)
- One gallon of concentrate will treat up to 10000 ft² (of turf)
- Can be used on new turf (1 week) after grass emergence
- Even works in cool weather
- Also works in cool weather
- Works in temperatures between 50°F and 85°F (10°C and 29°C)
- Effective at temperatures from 50°F to 85°F (10°C to 29°C)
- Treats up to XXXX ft² (of turf)
- Patent pending
- Patent #6,972,273
- Kills weeds, down to the root
- Kills dandelions, down to the root
- (Helpful Hints:) Best results are obtained when applied in the Spring or Fall when environmental conditions are cool and there is ample moisture
- (Helpful Hints:) The best times to treat weeds are in the Spring when they are small and growing and in the Fall to eliminate many of next year's weeds
- People and pets can enter treated area when spray dries

- Ready-To-Spray
 - Hose-End Bottle
 - Hose-End Sprayer
 - This product is ready to spray. Just attach this bottle to your garden hose according to directions. Water automatically mixes with the concentrate as you spray.]
 - Tough on weeds and disease, easy on turf
 - Prevent disease and kill the weeds!
 - Kills most common turf diseases fast!
 - Herbicide and Fungicide in 1 for the turf!
 - For healthy turf
 - Easy-to-use weed and disease killer for turf
 - Broadleaf weed and disease killer
 - Disease and Weed Killer in one!
 - (5 in 1!) (4 in 1!) (3 in 1!) [for use with the corresponding number of the following pests]: Controls (Disease), (Weeds), (Moss), (Algae) and (Lichens) in turf
 - Controls disease in turf, kills the weeds.
 - Weed and disease killer for turf
 - Cure your weed and disease problems fast
 - Ideal weed & disease control for turf
 - Iron-based disease & weed control for turf
 - Turf: Controls dollar spot, snow mold, and rust
 - Turf Fungicide
 - Controls (dollar spot), (snow mold), and (rust) on turf
 - Prevents and controls turf diseases
 - Promotes healthy, weed- and disease-free turf
-
- Fast Acting!
 - 5-0-0
 - Contains iron, a plant nutrient
 - Fast (Quick) Green-up
 - Greens your lawn (turf) fast
 - Two (2) in One (1) Fertilizer and (Weed) (moss) Killer
 - Kills weeds (moss), feeds your (lawn) (turf)
 - Weed and feed

[Optional warranty statements. Registrant has choice of using any or none.]

-NOTICE TO BUYER

Seller warrants that this product conforms to the chemical description on this label and is reasonably fit for the purposes stated in the Directions for Use, subject to the inherent risks described above, when used in accordance with the Directions for Use under normal conditions. To the extent consistent with applicable law, this warranty does not extend to use of this product contrary to label directions, or under abnormal use conditions, or under conditions not reasonably foreseeable to Seller. To the extent consistent with applicable law,

the Seller shall not be liable for any such use. To the extent consistent with applicable law, the Seller makes no other warranties, either expressed or implied.

Or

-Buyer assumes all responsibility for safety and use not in accordance with directions.

Or

-Unconditionally Guaranteed by (company name). OUR COMMITMENT TO YOUR SATISFACTION: If you are not happy with the way this product works in your garden, please let us know. We will be happy to replace the product, refund your money, or substitute another (brand name) product. Simply send your name, address and proof of purchase to (Company name & address).]

Or

(company name) guarantees if for any reason you are not satisfied with this product, mail us proof of purchase to obtain a full refund of your purchase price.

6175

NEU1173H Concentrate

Active Ingredient:

Iron HEDTA (FeHEDTA)	26.52%
Other Ingredients:	73.48%
Total:	100.00%

KEEP OUT OF REACH OF CHILDREN

CAUTION

FIRST AID	
IF IN EYES	<ul style="list-style-type: none">-Hold eye open and rinse slowly and gently with water for 15-20 minutes.-Remove contact lenses, if present, after the first 5 minutes, then continue rinsing eye.-Call a poison control center or doctor for treatment advice.
Have the product container or label with you when calling a poison control center or doctor, or going for treatment. [Optionally, supplemental distributor's may use the following wording and own toll-free hotline number: For medical emergency information, you may call toll free 1-XXX-XXX-XXXX [insert operating hours and days of service] During other times call the poison control center at 1-800-222-1222.]	

PRECAUTIONARY STATEMENTS

HAZARDS TO HUMANS AND DOMESTIC ANIMALS

CAUTION: Causes slight eye irritation. Avoid contact with eyes or clothing. Wash thoroughly with soap and water after handling and before eating, drinking, chewing gum, using tobacco or using the toilet. Prolonged or frequently repeated skin contact may cause allergic reactions in some individuals.

ENVIRONMENTAL HAZARDS

For terrestrial uses: Do not apply directly to water, or to areas where surface water is present or to intertidal areas below the mean high water mark. Do not contaminate water when disposing of equipment washwater or rinsate.

[For containers over 5 gallons use the following language:

Effluent Discharge

Do not discharge effluent containing this product into lakes, streams, ponds, estuaries, oceans or other waters unless in accordance with the requirements of a National Pollutant Discharge Elimination System (NPDES) permit and the permitting authority has been notified in writing prior to discharge. Do not discharge effluent containing this product to sewer systems without previously notifying the local sewage treatment plant authority. For guidance contact your State Water Board or Regional Office of the EPA]

DIRECTIONS FOR USE

It is a violation of Federal Law to use this product in a manner inconsistent with its labeling.

Read and follow all applicable directions and precautions on this label before using.

SITES: Lawns, turf (use on rights of way or non-crop areas), golf courses, parks, playgrounds, cemeteries, athletic fields.

[One of the two following Pests and Application Directions section groupings must be used on the labels of products sold or distributed in all states, except California. The second section must be used on the labels of products sold or distributed in California:

[Section 1]

PESTS: Use to selectively control moss, algae, lichens, liverworts, and diseases (such as dollar spot, snow mold, and rust) growing in turf.

Application Directions

Shake well before using.

Mix one part NEU1173H concentrate with 24 parts water (5 oz. in 1 gallon of water). Apply the mixed solution at a rate of 2.5-5 gallons/1000 ft² (2.8-5.75 oz./yard²). Any standard hand-held or backpack sprayer can be used. Use a coarse nozzle setting to reduce drift. Uniform coverage is important. Repeat treatment if needed.

Repeat treatment in 3 to 4 weeks for best results.

[Section 2]

PESTS: Use to selectively control moss, algae, lichens and liverworts growing in turf.

Application Directions

Shake well before using.

Mix one part NEU1173H concentrate with 24 parts water (5 oz. in 1 gallon of water). Apply the mixed solution at a rate of 2.5-10 gallons/1000 ft² (2.8 -11.5 fluid oz./yard²). Any standard hand-held or backpack sprayer can be used. Use a coarse nozzle setting to reduce drift. Uniform coverage is important. Repeat treatment if needed.

Repeat treatment in 3 to 4 weeks for best results.]

What will I see?

Works quickly. Treated moss or algae will turn brown or black. Occasionally a darkening of the grass leaf blades can occur after treatment; however the grass will recover within a few days to weeks. May stain thatch (dead grass under turf); this does not affect the health of the grass.

Use Precautions:

Do not apply to drought stressed grass; ensure turf is well watered prior to application. Do not apply when the daytime temperature will exceed 85°F. Do not apply to bentgrass. If unsure of grass sensitivity, test spray a small area of turf. Do not apply to newly seeded areas prior to grass seed germination. Avoid spraying desirable plants. Any desirable plants or structures accidentally contacted should be rinsed with water. To avoid staining, wait until treated area dries before re-entry. Do not apply if rainfall is expected within 3 hours of application. Do not irrigate within 3 hours of application. Do not apply to the same area more than 4 times a year.

STORAGE AND DISPOSAL

Do not contaminate water, food or feed by storage or disposal.

PESTICIDE STORAGE: Store in a secure place, away from open fire or flame. Keep container closed and reseal after use. If spilled, use absorbent materials and dispose of in an approved manner.

PESTICIDE DISPOSAL: Wastes resulting from the use of this product may be disposed of on site or at an approved waste disposal facility.

CONTAINER HANDLING: Nonrefillable container. Do not reuse or refill this container. Triple rinse container (or equivalent) promptly after emptying. Triple rinse as follows:

(For containers equal to or less than five gallons use these directions:) Empty the remaining contents into application equipment or a mix tank and drain for 10 seconds after the flow begins to drip. Fill the container ¼ full with water and recap. Shake for 10 seconds. Pour rinsate into application equipment or a mix tank or store rinsate for later use or disposal. Drain for 10 seconds after the flow begins to drip. Repeat this procedure two more times. Offer for recycling, if available.

(For containers greater than five gallons use these directions:) Empty the remaining contents into application equipment or a mix tank. Fill the container ¼ full with water. Replace and tighten closures. Tip container on its side and roll it back and forth, ensuring at least one complete revolution, for 30 seconds. Stand the container on its end and tip it back and forth several times. Turn the container over onto its other end and tip it back and forth several times. Empty the rinsate into application equipment or a mix tank or store rinsate for later use or disposal. Repeat this procedure two more times. Offer for recycling, if available.

BATCH CODE:

[The following claims and product information, may or may not be presented on the product's label and labeling:

-www.neudorff.com



- Selective Moss Killer
- Selective Moss Control
- Kills Moss Without Harming Turf Grasses
- Kills moss not turf
- Kills moss not grasses
- Turf Moss Killer
- Turf Moss Control
- Water-based
- When diluted, this bottle will treat XXX ft²
- Works in cool weather (down to 50°F)

- Rainfast in 3 hours
- Works fast
- See results the same day
- See results in hours
- Fast and effective
- No unpleasant odor
- Mix with water
- Derived from iron (Fe)

-For non-selective (moss) weed and grass control, use [NEU1170H or NEU1171H – *insert product name*]

- Eliminates unwanted moss, algae and lichens quickly
- Kills algae, moss and lichens
- Kills moss and algae
- Moss killer
- Moss, algae and lichen killer
- Kills moss fast
- Kills moss, algae, and lichens quickly and effectively
- Moss and weed killer for turf
- Turf areas can be re-sown within one day of treatment with NEU1173H
- (Controls) (kills) (dandelions) (buttercup) (English daisy) (daisy) (clover)
- One gallon of concentrate will treat up to 10000 ft² (of turf)
- Can be used to spot treat problem areas
- Can be used to spot treat problem areas in turf
- Can be used on new turf (1 week) after grass emergence
- Can re-seed turf 1 day after spraying (applying)
- Even works in cool weather
- Also works in cool weather
- Works in temperatures between 50°F and 85°F (10°C and 29°C)
- Effective at temperatures from 50°F to 85°F (10°C to 29°C)
- Treats up to XXXX ft² (of turf)

- Patent pending
- Patent #6,972,273
- Makes over XX gallons
- 1 ounce = 2 tablespoons = 6 teaspoons
- (Helpful Hints:) Best results are obtained when applied in the Spring or Fall when environmental conditions are cool and there is ample moisture
- People and pets can enter treated area when spray dries]
- Tough on moss and disease, easy on turf
- Prevent disease and kill the moss!
- Kills most common turf diseases fast!
- Herbicide and Fungicide in 1 for Turf!
- For healthy turf
- Easy-to-use moss and disease killer for turf
- Moss and disease killer
- Disease and Moss Killer in one!
- (5 in 1!) (4 in 1!) (3 in 1!) [for use with the corresponding number of the following pests]: Controls (Disease), (Weeds), (Moss), (Algae) and (Lichens) in turf
- Controls disease in turf, kills the weeds.
- Controls disease in turf, kills the moss.
- Moss and disease killer for turf
- Cure your moss and disease problems fast
- Ideal moss & disease control for turf
- Iron-based disease & moss control for turf
- Turf: Controls dollar spot, snow mold, and rust
- Turf Fungicide
- Controls (dollar spot), (snow mold), and (rust) on Turf
- Prevents and controls turf diseases
- Promotes healthy, moss- and disease-free turf
- Fast Acting!
- 5-0-0
- Contains iron, a plant nutrient
- Fast (Quick) Green-up
- Greens your lawn (turf) fast
- Two (2) in One (1) Fertilizer and (Weed) (moss) Killer
- Kills weeds (moss), feeds your (lawn) (turf)
- Weed and feed

[Optional warranty statements. Registrant has choice of using any or none.

-NOTICE TO BUYER

Seller warrants that this product conforms to the chemical description on this label and is reasonably fit for the purposes stated in the Directions for Use, subject to the inherent risks described above, when used in accordance with the Directions for Use under normal conditions. To the extent consistent with applicable law, this warranty does not extend to use of this product contrary to label directions, or under abnormal use conditions, or under conditions not reasonably foreseeable to Seller. To the extent consistent with applicable law,

the Seller shall not be liable for any such use. To the extent consistent with applicable law, the Seller makes no other warranties, either expressed or implied.

Or

-Buyer assumes all responsibility for safety and use not in accordance with directions.

Or

-Unconditionally Guaranteed by (company name). OUR COMMITMENT TO YOUR SATISFACTION: If you are not happy with the way this product works in your garden, please let us know. We will be happy to replace the product, refund your money, or substitute another (brand name) product. Simply send your name, address and proof of purchase to (Company name & address).]

Or

(company name) guarantees if for any reason you are not satisfied with this product, mail us proof of purchase to obtain a full refund of your purchase price.

67/75

NEU1173H Concentrate

Active Ingredient:

Iron HEDTA (FeHEDTA)	26.52%
Other Ingredients:	73.48%
Total:	100.00%

KEEP OUT OF REACH OF CHILDREN

CAUTION

FIRST AID	
IF IN EYES	<ul style="list-style-type: none">-Hold eye open and rinse slowly and gently with water for 15-20 minutes.-Remove contact lenses, if present, after the first 5 minutes, then continue rinsing eye.-Call a poison control center or doctor for treatment advice.
Have the product container or label with you when calling a poison control center or doctor, or going for treatment. [Optionally, supplemental distributor's may use the following wording and own toll-free hotline number: For medical emergency information, you may call toll free 1-XXX-XXX-XXXX [insert operating hours and days of service] During other times call the poison control center at 1-800-222-1222.]	

PRECAUTIONARY STATEMENTS

HAZARDS TO HUMANS AND DOMESTIC ANIMALS

CAUTION: Causes moderate eye irritation. Avoid contact with eyes or clothing. Wash thoroughly with soap and water after handling and before eating, drinking, chewing gum, using tobacco or using the toilet. Prolonged or frequently repeated skin contact may cause allergic reactions in some individuals.

ENVIRONMENTAL HAZARDS

For terrestrial uses: Do not apply directly to water, or to areas where surface water is present or to intertidal areas below the mean high water mark. Do not contaminate water when disposing of equipment washwater or rinsate.

[For containers over 5 gallons use the following language:

Effluent Discharge

Do not discharge effluent containing this product into lakes, streams, ponds, estuaries, oceans or other waters unless in accordance with the requirements of a National Pollutant Discharge Elimination System (NPDES) permit and the permitting authority has been notified in writing prior to discharge. Do not discharge effluent containing this product to sewer systems without previously notifying the local sewage treatment plant authority. For guidance contact your State Water Board or Regional Office of the EPA]

DIRECTIONS FOR USE

It is a violation of Federal Law to use this product in a manner inconsistent with its labeling.

Read and follow all applicable directions and precautions on this label before using.

SITES: Lawns, turf (use on rights of way or non-crop areas), golf courses, parks, playgrounds, cemeteries, athletic fields.

[One of the two following Pests and Application Directions section groupings must be used on the labels of products sold or distributed in all states, except California. The second section must be used on the labels of products sold or distributed in California:

[Section 1]

PESTS: Controls moss, algae, lichens, liverworts and diseases (such as dollar spot, snow mold, and rust) growing in lawns and turf.

Application Directions

Shake well before using. Apply 1 gallon of concentrate to 5000-10,000 ft².
Uniform coverage is important. Rinse treated areas 24 hours after application.
Repeat treatment if needed.

[Section 2]

PESTS: Controls moss, algae, lichens and liverworts growing in lawns and turf.

Application Directions

Shake well before using. Apply 1 gallon of concentrate to 2500-10000 ft².
Uniform coverage is important. Rinse treated areas 24 hours after application.
Repeat treatment if needed.]

[Optional hose-end sprayer directions that may be presented on the container or supplemental wording, either:

Figure 1

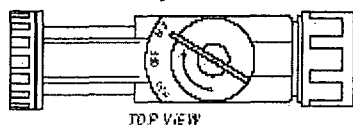


Figure 2



Figure 3

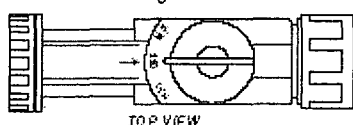
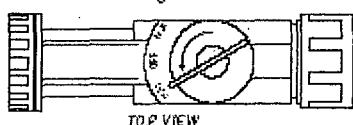


Figure 4



To Use This Sprayer:

1. Shake container well.
2. Connect spray nozzle to garden hose.
3. Turn on the water from the faucet. Extend hose to the farthest area to be treated and work back toward the faucet so you don't come in contact with the treated area.
4. When you are ready to spray, turn the knob on top so that it points to the MIX position on the spray head. (Fig. 1)
5. The spray deflector on the front of the hose-end applicator can be rotated to give a stream or fan spray. (Fig. 2)

To Stop Spraying:

1. When you are finished spraying or if you have to stop spraying at any time, turn the knob back to the OFF position. (Fig. 3)
2. Turn off the water from the faucet.
3. Turn the knob to H2O then OFF, to drain the water from the hose. (Fig. 4)

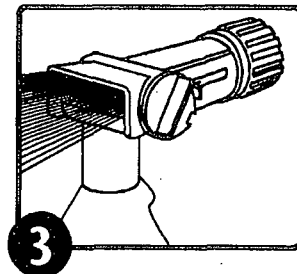
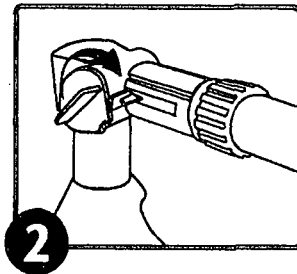
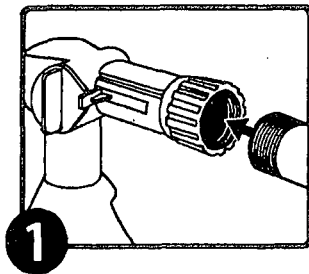
OR

1. Attach garden hose to spray nozzle. Turn on water supply.

2. Bend safety tab down and turn control to "water".
3. Point nozzle toward plants and turn water control knob to "On". Product will automatically mix with water. Spray moss thoroughly.

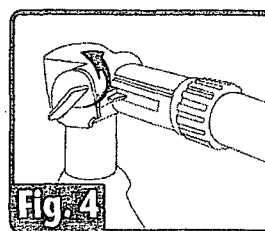
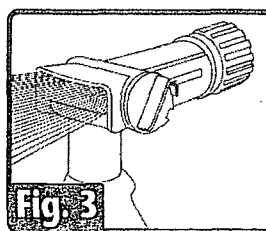
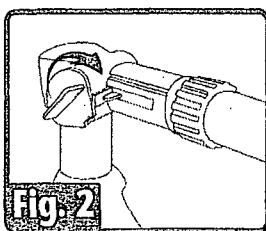
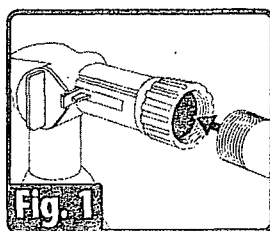
To Stop Spraying

1. When you are finished spraying or if you have to stop spraying at any time, turn the blue knob back to the OFF position.
2. Turn off the water from the faucet.
3. Turn the blue knob to H2O then OFF, to drain the water from the hose.
4. Unscrew spray nozzle from hose. Remove hose end from container.
5. Reseal the container with the child-resistant closure. Rinse the hose-end applicator



OR

1. Shake container well before using.
2. Connect a garden hose to the Ready Spray nozzle. Make sure the dial on the nozzle is in the "OFF" position with the safety tab in the valve notch.
3. Turn on the water at faucet. Extend hose to the farthest area to be treated and work back toward the faucet so you don't come in contact with the treated area.
4. To BEGIN spraying, point nozzle toward treatment site and
 - a. Bend the safety tab back (located at the right of the yellow dial) with your thumb,
 - b. Using your other hand, QUICKLY turn the dial clockwise until it stops. Water will automatically mix with the product.
5. Spray moss thoroughly. Walk at a steady pace while spraying using an even sweeping motion, slightly overlapping treated areas.
6. To STOP spraying, QUICKLY turn the dial in the opposite direction of "ON" until it stops and the safety tab engages the notch on the valve. Turn water off at faucet. To relieve pressure before removing nozzle from hose, bend the safety tab back and turn dial "ON" until water stops spraying.
7. To STORE unused product, make sure the dial is in the "OFF" position with safety tab in the valve notch. Place in cool area away from heat, sunlight or open flame.



OR

<ul style="list-style-type: none"> • Ensure that the large Water Control Knob is turned to the "OFF" position. • Connect sprayer to garden hose. 	<ul style="list-style-type: none"> • Turn the small Product Control Button so that the flat side aligns with the tab on the right side of the button, and push the button all the way in. • Turn on water at faucet. 	<ul style="list-style-type: none"> • To spray, point nozzle where you want to spray and turn the large knob all the way to the left. • To stop spraying, push small Product Control Button in from opposite side. Turn large Water Control Knob to the right to the "OFF" position and turn off faucet. • NOTE: BEFORE DISCONNECTING HOSE (to relieve water pressure): Turn large Water Control Knob to the left; then turn "OFF" again. • Disconnect garden hose from sprayer. • To prevent accidental discharge when not in use, turn the small Product Control Button so that it is <u>NOT</u> aligned with the tab and cannot be pushed in.

What will I see?

Works quickly. Treated moss or algae will turn brown or black. Occasionally a darkening of the grass leaf blades can occur after treatment, however the grass

will recover within a few days to weeks. May stain thatch (dead grass under turf); this does not affect the health of the grass.

Use Precautions:

Do not apply to drought stressed grass; ensure turf is well watered prior to application. Do not apply when the daytime temperature will exceed 85°F. Do not apply to bentgrass. If unsure of grass sensitivity, test spray a small area of turf. Do not apply to newly seeded areas prior to grass seed germination. Avoid spraying desirable plants. Any desirable plants or structures accidentally contacted should be rinsed with water. To avoid staining, wait until treated area dries before re-entry. Do not apply if rainfall is expected within 3 hours of application. Do not irrigate within 3 hours of application. Do not apply to the same area more than 2 times a year.

STORAGE AND DISPOSAL

Do not contaminate water, food or feed by storage or disposal.

PESTICIDE STORAGE: Store in a secure place, away from open fire or flame. Keep container closed and reseal after use. If spilled, use absorbent materials and dispose of in an approved manner.

PESTICIDE DISPOSAL: Wastes resulting from the use of this product may be disposed of on site or at an approved waste disposal facility.

CONTAINER HANDLING: Nonrefillable container. Do not reuse or refill this container. Triple rinse container (or equivalent) promptly after emptying. Triple rinse as follows:

(For containers equal to or less than five gallons use these directions:) Empty the remaining contents into application equipment or a mix tank and drain for 10 seconds after the flow begins to drip. Fill the container ¼ full with water and recap. Shake for 10 seconds. Pour rinsate into application equipment or a mix tank or store rinsate for later use or disposal. Drain for 10 seconds after the flow begins to drip. Repeat this procedure two more times. Offer for recycling, if available.

(For containers greater than five gallons use these directions:) Empty the remaining contents into application equipment or a mix tank. Fill the container ¼ full with water. Replace and tighten closures. Tip container on its side and roll it back and forth, ensuring at least one complete revolution, for 30 seconds. Stand the container on its end and tip it back and forth several times. Turn the container over onto its other end and tip it back and forth several times. Empty the rinsate into application equipment or a mix tank or store rinsate for later use or disposal. Repeat this procedure two more times. Offer for recycling, if available.

BATCH CODE:

[The following claims and product information may or may not be presented on the product's label and labeling:

-www.neudorff.com



73/75

- Selective Moss Killer
 - Selective Moss Control
 - Kills Moss Without Harming Turf Grasses
 - Kills moss not turf
 - Kills moss not grasses
 - Turf Moss Killer
 - Turf Moss Control
 - Water-based
 - With the provided hose-end sprayer, this container will treat XXX ft²
 - Works in cool weather(down to 50°F)
 - Rainfast in 3 hours
 - Works fast
 - See results the same day
 - See results in hours
 - Fast and effective
 - No unpleasant odor
 - Mix with water
 - Derived from iron (Fe)
 - For non-selective (moss) weed and grass control, use [NEU1170H or NEU1171H – *insert product name*]
 - Eliminates unwanted moss, algae and lichens quickly
 - Kills algae, moss and lichens
 - Kills moss and algae
-
- Moss killer
 - Moss, algae and lichen killer
 - Kills moss fast
 - Kills moss, algae, and lichens quickly and effectively
 - Moss and weed killer for turf
 - Turf areas can be re-sown within one day of treatment with NEU1173H
 - Can re-seed turf 1 day after spraying (applying)
 - (Controls) (kills) (dandelions) (buttercup) (English daisy) (daisy) (clover)
 - One gallon of concentrate will treat up to 10000 ft² (of turf)
 - Can be used on new turf (1 week) after grass emergence
 - Even works in cool weather
 - Also works in cool weather
 - Works in temperatures between 50°F and 85°F (10°C and 29°C)
 - Effective at temperatures from 50°F to 85°F (10°C to 29°C)
 - Treats up to XXXX ft² (of turf)
 - Patent pending
 - Patent #6,972,273
 - (Helpful Hints:) Best results are obtained when applied in the Spring or Fall when environmental conditions are cool and there is ample moisture
 - (Helpful Hints:) The best times to treat weeds are in the Spring when they are small and growing and in the Fall to eliminate many of next year's weeds
 - People and pets can enter treated area when spray dries

-Ready-To-Spray

-Hose-End Bottle

-Hose-End Sprayer

-This product is ready to spray. Just attach this bottle to your garden hose according to directions. Water automatically mixes with the concentrate as you spray.]

-Tough on moss and disease, easy on turf

-Prevent disease and kill the moss!

-Kills most common turf diseases fast!

-Herbicide and Fungicide in 1 for turf!

-For healthy turf

-Easy-to-use moss and disease killer for turf

-Broadleaf moss and disease killer

-Disease and Moss Killer in one!

-(5 in 1!) (4 in 1!) (3 in 1!) [for use with the corresponding number of the following pests]: Controls (Disease), (Weeds), (Moss), (Algae) and (Lichens) in turf

-Controls disease in turf, kills the moss.

-Moss and disease killer for turf

-Cure your moss and disease problems fast

-Ideal moss & disease control for turf

-Iron-based disease & moss control for turf

-Turf: Controls dollar spot, snow mold, and rust

-Turf Fungicide

-Controls (dollar spot), (snow mold), and (rust) on turf

-Prevents and controls turf diseases

-Promotes healthy, moss- and disease-free turf

-Fast Acting!

5-0-0

-Contains iron, a plant nutrient

-Fast (Quick) Green-up

-Greens your lawn (turf) fast

-Two (2) in One (1) Fertilizer and (Weed) (moss) Killer

-Kills weeds (moss), feeds your (lawn) (turf)

-Weed and feed

[Optional warranty statements. Registrant has choice of using any or none.

-NOTICE TO BUYER

Seller warrants that this product conforms to the chemical description on this label and is reasonably fit for the purposes stated in the Directions for Use, subject to the inherent risks described above, when used in accordance with the Directions for Use under normal conditions. To the extent consistent with applicable law, this warranty does not extend to use of this product contrary to label directions, or under abnormal use conditions, or under conditions not reasonably foreseeable to Seller. To the extent consistent with applicable law, the Seller shall not be liable for any such use. To the extent consistent with applicable law, the Seller makes no other warranties, either expressed or implied.

Or

-Buyer assumes all responsibility for safety and use not in accordance with directions.

Or

-Unconditionally Guaranteed by (company name). OUR COMMITMENT TO YOUR SATISFACTION: If you are not happy with the way this product works in your garden, please let us know. We will be happy to replace the product, refund your money, or substitute another (brand name) product. Simply send your name, address and proof of purchase to (Company name & address).]

Or

(company name) guarantees if for any reason you are not satisfied with this product, mail us proof of purchase to obtain a full refund of your purchase price.
