

09/14/2012

1/72

Walter G Talarek  
W Neudorff GmbH KG  
c/o Walter G Talarek, PC  
1008 Riva Ridge Road  
Great Falls, VA 22066-1620

SEP 14 2012

**Subject** W Neudorff GmbH KG, NEU1173 H Concentrate  
EPA Registration No 67702-26  
Amendment to Add Container Sizes and Marketing Statements and to Amend  
Environmental Hazards Statement  
D# 469257, Application Dated 8/29/12

Dear Mr Talarek

The amendment referred to above, submitted in connection with registration under FIFRA section 3(c)(7)(A), is acceptable provided that you

- 1 Submit and/or cite all data required for registration/reregistration of your product under FIFRA section 3(c)(5) when the Agency requires all registrants of similar products to submit such data
- 2 Submit two (2) copies of your final printed labeling before you release the product for shipment. Final printed labeling means the label or labeling of the product when distributed or sold. Clearly legible reproductions or photo reductions will be accepted for unusual labels, such as those silk-screened directly onto glass or metal containers or large bags or drum labels.

If these conditions are not complied with, the registration will be subject to cancellation in accordance with FIFRA section 6(b). Your release for shipment of the product bearing the amended labeling constitutes acceptance of these conditions.

If you have any questions contact Chris Pfeifer at 703-308-0031 or by email at [pfeifer.chris@epa.gov](mailto:pfeifer.chris@epa.gov)

Sincerely,



Linda A Hollis, Chief  
Biochemical Pesticides Branch  
Biopesticides and Pollution  
Prevention Division (7511P)

Enclosure

## CONCURRENCES

SYMBOL	7511P						
SURNAME	PFEIFER						
DATE	9/12/12						

**MASTER LABEL**

**NEU1173H Concentrate**

Active Ingredient	
Iron HEDTA (FeHEDTA)	26 52%
Other Ingredients	<u>73 48%</u>
Total	100 00%

- SUBLABEL A Household use on Weeds  
SUBLABEL B Household use on Weeds – Hose-end Sprayer  
SUBLABEL C Household use on Moss  
SUBLABEL D Household use on Moss – Hose-end Sprayer  
SUBLABEL E Commercial use on Weeds  
SUBLABEL F Commercial use on Weeds – Hose-end Sprayer  
SUBLABEL G Commercial use on Moss  
SUBLABEL H Commercial use on Moss – Hose-end Sprayer

EPA REG NO 67702-26

EPA EST 67702-DEU-1

**KEEP OUT OF REACH OF CHILDREN  
CAUTION**

Registrant W Neudorff GmbH KG  
An der Muhle 3, Postfach 1209  
D-31860 Emmerthal, Germany  
[www.neudorff.com](http://www.neudorff.com)

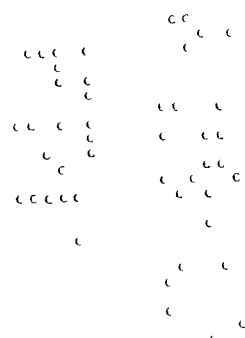
Household Use NET CONTENTS 5 fl oz , 10 fl oz (two 5 fl oz bottles), 12 fl oz , 15 fl oz , 16 fl oz , 20 fl oz , 24 fl oz , 32 fl oz , 1 gallon, 2 5 gallons, 227 gallons, 228 gal, 257 gallons

Commercial Use NET CONTENTS 1 gallon, 2 5 gallons, 5 gallons, 10 gallons, 20 gallons, 30 gallons, 40 gallons, 45 gallons, 50 gallons, 55 gallons, 200 gallons, 227 gallons, 228 gallons, 250 gallons, 257 gallons

**ACCEPTED**

SEP 14 2012

Under the Federal Insecticide, Fungicide,  
and Rodenticide Act, as amended, for  
the pesticide registered under  
EPA Reg No 67702-26



NEU1173H  
 Page 2 of 71  
**SUBLABEL A – HOUSEHOLD USE ON WEEDS**

## NEU1173H Concentrate

Active Ingredient	
Iron HEDTA (FeHEDTA)	26.52%
Other Ingredients	73.48%
<b>Total</b>	<b>100.00%</b>

**KEEP OUT OF REACH OF CHILDREN**

## CAUTION

FIRST AID	
IF IN EYES	-Hold eye open and rinse slowly and gently with water for 15-20 minutes -Remove contact lenses, if present, after the first 5 minutes then continue rinsing eye -Call a poison control center or doctor for treatment advice
Have the product container or label with you when calling a poison control center or doctor or going for treatment. [Optionally, supplemental distributor's may use the following wording and own toll-free hotline number. For medical emergency information, you may call toll free 1-XXX-XXX-XXXX [insert operating hours and days of service]]	

### **PRECAUTIONARY STATEMENTS**

#### **HAZARDS TO HUMANS AND DOMESTIC ANIMALS**

**CAUTION** Causes slight eye irritation. Avoid contact with eyes or clothing. Wash thoroughly with soap and water after handling and before eating, drinking, chewing gum or using tobacco. Prolonged or frequently repeated skin contact may cause allergic reactions in some individuals.

#### **ENVIRONMENTAL HAZARDS**

For terrestrial uses. Do not apply directly to water, or to areas where surface water is present or to intertidal areas below the mean high water mark. Do not contaminate water when disposing of equipment washwater or rinsate. To protect the environment, do not allow pesticide to enter or run off into storm drains, drainage ditches, gutters or surface waters. Applying this product in calm weather when rain is not predicted for the next 24 hours will help to ensure that wind or rain does not blow or wash pesticide off the treatment area. Rinsing application equipment over the treated area will help avoid run off to water bodies or drainage systems.

[For containers over 5 gallons use the following language]

#### **Effluent Discharge**

Do not discharge effluent containing this product into lakes, streams, ponds, estuaries, oceans or other waters unless in accordance with the requirements of

NEU1173H

Page 3 of 71

a National Pollutant Discharge Elimination System (NPDES) permit and the permitting authority has been notified in writing prior to discharge Do not discharge effluent containing this product to sewer systems without previously notifying the local sewage treatment plant authority For guidance contact your State Water Board or Regional Office of the EPA]

[One of the two following formats must be used

Format 1

### **DIRECTIONS FOR USE**

It is a violation of Federal Law to use this product in a manner inconsistent with its labeling

[One of the two following Use Sites and Pests and Application Directions section groupings must be used on the labels of products sold or distributed in all states, except California The second section must be used on the labels of products sold or distributed in California

#### [Section 1]


### **Use Sites**

Use to selectively control/suppress broadleaf weeds and diseases growing in lawns

### **Pests**

Controls or suppresses weeds such as but not limited to

- Black medic (*Medicago lupulina*)
- Broadleaf plantain (*Plantago major*)
- Bull thistle (*Cirsium vulgare*)
- Canada thistle (*Cirsium arvense*)
- Common chickweed (*Stellaria media*)
- Creeping buttercup (*Ranunculus repens*)
- Creeping Charlie/Ground ivy (*Glechoma hederacea*)
- Dandelion (*Taraxicum officinale*)
- Dovefoot geranium (*Geranium molle*)
- English daisy (*Bellis perennis*)
- False dandelion (*Hypochoeris radicata*)
- Healall (*Prunella vulgaris*)
- Moss, liverworts, algae and lichens
- Narrow-leaved plantain (*Plantago lanceolata*)
- Oxalis (*Oxalis* spp )
- Persian Speedwell (*Veronica persica*)
- Prostrate knotweed (*Polygonum aviculare*)



NEU1173H

Page 4 of 71

- Shepherd's-purse (*Capsella bursa-pastoris*)
- Silverweed cinquefoil (*Potentilla anserina*)
- Slender speedwell (*Veronica filiformis*)
- White clover (*Trifolium repens*)
- Wild chamomile (*Matricaria chamomilla*)

Controls or suppresses diseases such as but not limited to

- Dollar Spot
- Rust
- Snow Mold

[Choose one of the following

**[Application Directions  
For Broadcast Treatment**

Rate of Spray Solution	Rate of Concentrate	Weeds Controlled	Optional column [Area Treated
2.8 fl oz /yd <sup>2</sup> or 2.5 ga/1000 ft <sup>2</sup>	12.6 fl oz/ 1000 ft <sup>2</sup>	Rate for easy to control weeds black medic ( <i>Medicago lupulina</i> ) Persian speedwell ( <i>Veronica persica</i> ) slender speedwell ( <i>Veronica filiformis</i> ) wild geranium ( <i>Geranium robertianum</i> ) and moss This rate can also be used for weed seedlings of false dandelion ( <i>Hypochaeris radicata</i> ) English daisy ( <i>Bellis perennis</i> ) dandelion ( <i>Taraxacum officinale</i> ) or white clover ( <i>Trifolium repens</i> )	xxxx ft <sup>2</sup> /xxx ga jug
5.7 fl oz /yd <sup>2</sup> or 4.9 ga/1000 ft <sup>2</sup>	25.2 fl oz/ 1000 ft <sup>2</sup>	Standard rate for control of most weed species dandelion ( <i>Taraxacum officinale</i> ) English daisy ( <i>Bellis perennis</i> ) false dandelion ( <i>Hypochaeris radicata</i> ) Creeping Charlie/Ground ivy ( <i>Glechoma hederacea</i> ) Prostrate knotweed ( <i>Polygonum aviculare</i> ) white clover ( <i>Trifolium repens</i> ) bull thistle ( <i>Cirsium vulgare</i> ) Canada thistle ( <i>Cirsium arvense</i> ) common chickweed ( <i>Stellaria media</i> ) narrow leaved plantain ( <i>Plantago lanceolata</i> ) dove foot geranium ( <i>Geranium molle</i> ) oxalis ( <i>Oxalis</i> spp.) lawn burweed ( <i>Soliva pterispermum</i> ) and algae and for the SUPPRESSION of broad-leaved plantain ( <i>Plantago major</i> )	xxxx ft <sup>2</sup> /xxx ga jug
11.3 fl oz /yd <sup>2</sup> or 9.8 ga/1000 ft <sup>2</sup>	50 fl oz / 1000 ft <sup>2</sup>	Rate for tough perennial weeds such as creeping buttercup ( <i>Ranunculus repens</i> ) and broad leaved plantain ( <i>Plantago major</i> )	xxxx ft <sup>2</sup> /xxx ga jug]

Rate of Spray Solution	Rate of Concentrate	Diseases Controlled	Optional column [Area Treated
2.8 fl oz /yd <sup>2</sup> or 2.5 ga/1000 ft <sup>2</sup>	12.6 fl oz /1000 ft <sup>2</sup>	Rate for control of diseases such as dollar spot snow mold and rust Use the higher rate when disease pressure is high	xxxx ft <sup>2</sup> /xxx ga jug
5.7 fl oz /yd <sup>2</sup> or 4.9 ga/1000 ft <sup>2</sup>	25.2 fl oz /1000 ft <sup>2</sup>		xxxx ft <sup>2</sup> /xxx ga jug]

NEU1173H

Page 5 of 71

Repeat treatment in 3 to 4 weeks for best results

### For Spot Treatment

Shake well before using Mix one part [NEU1173H] with 24 parts water (5 oz in 1 gallon of water) Thoroughly spray weeds to point of runoff using any standard hand-held or backpack sprayer Use a coarse nozzle setting to reduce drift Repeat treatment in 3 to 4 weeks for best results ]

OR

### [Application Directions

Shake well before using Mix one part [NEU1173H] with 24 parts water (5 oz in 1 gallon of water) Apply the mixed solution at a rate of 2.5-10 gallons/1000 ft<sup>2</sup> (2.8-11.5 fluid oz/yard<sup>2</sup>) The standard rate for NEU1173H is 5.75 fl oz /yard<sup>2</sup>, use the higher rate (11.5 fl oz /yard<sup>2</sup>) on tough perennial weeds, such as buttercup and broad-leaved plantain NEU1173H may also be used at 2.8 fl oz /yard<sup>2</sup> (2.5 gallons/1000ft<sup>2</sup>) on moss, black medic, Persian speedwell, slender speedwell, wild geranium, lawn diseases (such as dollar spot rust, and snow mold), or on weed seedlings of false dandelion, English daisy, dandelion or white clover Any standard hand-held or backpack sprayer can be used Thoroughly spray weeds Use a coarse nozzle setting to reduce drift Uniform coverage is important Repeat treatment in 3 to 4 weeks for best results ]

### [Section 2]

### Use Sites

Use to selectively control/suppress broadleaf weeds growing in lawns

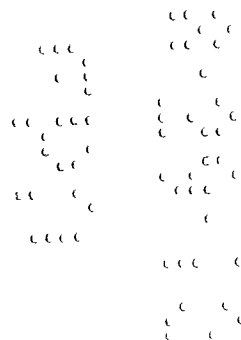
### Pests

#### Controls weeds

- Bull thistle (*Cirsium vulgare*)
- Common chickweed (*Stellaria media*)
- Creeping buttercup (*Ranunculus repens*)
- Dandelion (*Taraxicum officinale*)
- English daisy (*Bellis perennis*)
- Moss
- Narrow-leaved plantain (*Plantago lanceolata*)
- Persian speedwell (*Veronica persica*)
- Slender speedwell (*Veronica filiformis*)
- White clover (*Trifolium repens*)

#### Suppresses weeds

- Broadleaf plantain (*Plantago major*)



## Application Directions

Shake well before using Mix one part [NEU1173H] with 24 parts water (5 oz in 1 gallon of water) Apply the mixed solution at a rate of 2.5-10 gallons/1000 ft<sup>2</sup> (2.8-11.5 fluid oz/yard<sup>2</sup>) Any standard hand-held or backpack sprayer can be used Thoroughly spray weeds Use a coarse nozzle setting to reduce drift Uniform coverage is important

Repeat treatment in 3 to 4 weeks for best results  
]

## What will I see?

Works quickly, dying weeds will be seen within hours of application Treated weeds, moss or algae will turn brown or black Occasionally a darkening of the grass leaf blades can occur after treatment, however the grass will recover within a few days to weeks May stain thatch (dead grass under lawn), this does not affect the health of the grass

## Use Precautions

Do not apply to drought stressed grass ensure lawn is well watered prior to application Do not apply when the daytime temperature will exceed 85°F Do not apply to bentgrass If unsure of grass sensitivity, test spray a small area of your lawn Do not apply to newly seeded areas prior to grass seed germination Avoid spraying desirable plants Any desirable plants or structures accidentally contacted should be rinsed with water To avoid staining, wait until treated area dries before re-entry Do not apply if rainfall is expected within 3 hours of application Do not irrigate within 3 hours of application Do not apply to the same area more than 4 times a year

Format 2

[Not for use in the state of California]

DIRECTIONS FOR USE	
It is a violation of Federal Law to use this product in a manner inconsistent with its labeling	
<b>BEFORE YOU USE</b>	Shake well before using
<b>WHERE TO USE</b>	Use to selectively control/suppress broadleaf weeds and

	diseases growing in lawns
<b>HOW TO USE</b>	Mix 5 fl oz of [NEU1173H] into 1 gallon of water. Apply the mixed solution at a rate of 0.25 - 1 gallon/100 sq ft (2.8-11.5 fluid oz/yard <sup>2</sup> ). The standard rate for NEU1173H is 5.75 fl oz/yard <sup>2</sup> , use the higher rate (11.5 fl oz/yard <sup>2</sup> ) on tough perennial weeds, such as buttercup and broad-leaved plantain. [NEU1173H] may also be used at 2.8 fl oz/yard <sup>2</sup> (2.5 gallons/1000ft <sup>2</sup> ) on moss, black medic, Persian speedwell, slender speedwell, wild geranium on weed seedlings of false dandelion, English daisy, dandelion or white clover, and to control lawn diseases such as rust, dollar spot, and snow mold. Any standard hand-held or backpack sprayer can be used. Thoroughly spray weeds. Use a coarse nozzle setting to reduce drift. Uniform coverage is important.
<b>WHAT WILL I SEE?</b>	Works quickly. Dying weeds will be seen within hours of application. Treated weeds, or moss will turn brown or black. Occasionally a darkening of the grass leaf blades can occur after treatment, however, the grass will recover within a few days to weeks. May stain thatch (dead grass under lawn), this does not affect the health of the grass.
<b>PESTS (WEEDS, DISEASES, MOSS &amp; ALGAE)</b>	[Insert one of pests sections from Directions for Use above]
<b>USE PRECAUTIONS</b>	<ul style="list-style-type: none"> <li>• Do not apply to drought stressed grass. Ensure that lawn is well watered prior to application.</li> <li>• Do not apply when the daytime temperature will exceed 85 °F.</li> <li>• Do not apply to bentgrass.</li> <li>• If unsure of grass sensitivity, test spray a small area of your lawn.</li> <li>• Do not apply to newly seeded areas prior to grass seed germination.</li> <li>• Avoid spraying desirable plants. Any desirable plants or structures accidentally contacted should be rinsed with water.</li> <li>• To avoid staining, wait until treated area dried before re-entry.</li> <li>• Do not apply if rainfall is expected within 3 hours of application. Do not irrigate within 3 hours of application.</li> <li>• Do not apply to the same area more than 4 times a year.</li> </ul>

]

## STORAGE AND DISPOSAL



**PESTICIDE STORAGE** Store this product in its original container and keep in a secure storage area out of reach of children and domestic animals. Store unused material, tightly closed, in original container only, away from open flame.

**PESTICIDE DISPOSAL AND CONTAINER HANDLING**

Non-refillable container. Do not reuse or refill this container.

**If empty** Place in trash or offer for recycling if available.

**If partly filled** Call your local solid waste agency [or call [insert supplemental distributor's toll free number]] for disposal instructions. Never place unused product down any indoor or outdoor drain.

**BATCH CODE**

[The following claims and product information, may or may not be presented on the product's label and labeling]

-www.neudorff.com



- Weed Killer for Lawns
- Selective Weed Killer
- Selective Broadleaf Weed Killer
- Selective Weed Control
- Selective Broadleaf Weed Control
- Selective Control of Weeds in Lawns
- Selective Control of Broadleaf Weeds in Lawns
- Kills weeds not lawns
- Kills weeds not grasses
- Lawn Weed Killer
- Lawn Weed Control
- Kills moss and weeds
- Moss and weed killer for lawns
- Kills moss and weeds, not lawns
- Kills moss and weeds, not grass
- Water-based
- When diluted, this bottle will treat XXX ft<sup>2</sup>  
Treats up to XXXX ft<sup>2</sup> (of lawn)
- Works in cool weather (down to 50 F)
- Rainfast in 3 hours
- Works fast
- See results the same day
- See results in hours
- Fast and effective
- Mix with water
- No unpleasant odor
- Does not contain (2,4-D) (MCPA) (Dicamba) (Mecoprop)
- Derived from iron (Fe)

NEU1173H

Page 9 of 71

- For non-selective (moss) weed and grass control, use [H01 or NEU1171H – *insert product name*]
- Eliminates unwanted moss, algae and lichens quickly
- Kills algae moss and lichens
- Kills moss and algae
- Moss killer
- Moss, algae and lichen killer
- Kills moss fast
- Kills moss, algae, and lichens quickly and effectively
- Can be used on new lawns (1 week) after grass emergence
- Lawn areas can be re-sown within one day of treatment with NEU1173H
- Can re-seed lawn 1 day after spraying (applying)
- (Controls) (kills) (dandelions) (buttercup) (English daisy) (daisy) (clover)
- One gallon of concentrate will treat up to 10000 ft<sup>2</sup> (of lawn)
- Can be used to spot treat problem areas
- Can be used to spot treat problem areas in lawns
- Can be used on new lawns (1 week) after grass emergence
- Weed killer for newly planted lawn
- Even works in cool weather
- Also works in cool weather
- Works in temperatures between 50 F and 85 F (10 C and 29 C)
- Effective at temperatures from 50 F to 85 F (10 C to 29 C)
- Patent pending
- Patent #6,972,273
- Makes over XX gallons
- 1 ounce = 2 tablespoons = 6 teaspoons
- Kills weeds, down to the root
- Kills dandelions, down to the root
- (Helpful Hints ) Best results are obtained when applied in the Spring or Fall when environmental conditions are cool and there is ample moisture
- (Helpful Hints ) The best times to treat weeds are in the Spring when they are small and growing and in the Fall to eliminate many of next year's weeds
- People and pets can enter treated area when spray dries
- Controls broadleaf weeds in lawns
- NEU1173H is a herbicide derived from iron that is used to selectively control/suppress broadleaf weeds growing in lawns
- See side panel for mixing instructions
- See bottle label inside for complete "directions for use"
- Includes two 5 fl oz bottles Makes 2 gallons [of spray]
- Value [package] Makes 2 gallons [of spray]
- [Open box] [Box contains 2 bottles of product]
- Refer to leaflet for complete [First Aid], [Directions for Use], [Precautionary Statements], and [Storage and Disposal Instructions]
- Tough on weeds and disease, easy on lawns
- Prevent disease and kill the weeds!
- Kills most common lawn diseases fast!
- Herbicide and Fungicide in 1 for the Lawn!
- For a healthy lawn

NEU1173H

Page 10 of 71

- Easy-to-use weed and disease killer for the lawn
- Broadleaf weed and disease killer
- Disease and Weed Killer in one!
- (5 in 1!) (4 in 1!) (3 in 1!) [for use with the corresponding number of the following pests] Controls (Disease), (Weeds), (Moss), (Algae) and (Lichens) in turf
- Controls disease in the lawn, kills the weeds
- Weed and disease killer for the lawn
- Cure your weed and disease problems fast
- Ideal weed & disease control for lawn
- Iron-based disease & weed control for lawn
- Lawns Controls dollar spot, snow mold, and rust
- Lawn Fungicide
- Controls (dollar spot), (snow mold) and (rust) on lawns
- Prevents and controls lawn diseases
- Promotes healthy, weed- and disease-free lawns

**-READ THE LABEL FIRST!**

<b>QUICK FACTS</b> <ul style="list-style-type: none"> <li>• Kills Weeds Not Lawns</li> <li>• Derived from Iron</li> <li>• Even Works in Cool Weather</li> <li>• Can be Used on New Lawns 1 Week After Grass Emergence</li> </ul>	
<b>CONTROLS</b>	<ul style="list-style-type: none"> <li>• (Dandelion), (Common Chickweed), (Clover) and other Listed Broadleaf Weeds</li> <li>• (Moss), (Algae) and (Lichens)</li> <li>• (Rust)*, (Dollar Spot)* and (Snow Mold)*</li> </ul>
<b>WHERE TO USE</b>	<ul style="list-style-type: none"> <li>• On lawns (do not apply to bentgrass)</li> </ul>
[phone graphic]	For questions or comments, call toll-free 1-877-BayerAG (1-877-229-3724)

\* Not for use in California

]

[Optional warranty statements Registrant has choice of using any or none

**-NOTICE TO BUYER**

Seller warrants that this product conforms to the chemical description on this label and is reasonably fit for the purposes stated in the Directions for Use, subject to the inherent risks described above, when used in accordance with the Directions for Use under normal conditions. To the extent consistent with applicable law, this warranty does not extend to use of this product contrary to label directions, or under abnormal use conditions or under conditions not reasonably foreseeable to Seller. To the extent consistent with applicable law, the Seller shall not be liable for any such use. To the extent consistent with applicable law, the Seller makes no other warranties, either expressed or implied.

Or

-Buyer assumes all responsibility for safety and use not in accordance with directions

Or

-Unconditionally Guaranteed by (company name) OUR COMMITMENT TO YOUR SATISFACTION If you are not happy with the way this product works in your garden, please let us know We will be happy to replace the product, refund your money, or substitute another (brand name) product Simply send your name, address and proof of purchase to (Company name & address)

Or

(company name) guarantees if for any reason you are not satisfied with this product, mail us proof of purchase to obtain a full refund of your purchase price

OR

**Warranty**

Seller warrants that this product conforms to the chemical description on this label and is reasonably fit for purposes stated on this label only when used in accordance with directions under normal use conditions To the fullest extent permitted by law, the seller shall not be liable for damages caused by buyer's use of product contrary to label directions, or under abnormal use conditions, or under conditions not reasonably foreseeable to seller Seller makes no other warranties, either expressed or implied

OR

**Money Back Guarantee** If you are not satisfied with this product, we will gladly refund your original purchase price

]

**SUBLABEL B – HOUSEHOLD USE ON WEEDS – Hose-end Sprayer**

**NEU1173H Concentrate**

Active Ingredient	
Iron HEDTA (FeHEDTA)	26.52%
Other Ingredients	73.48%
<b>Total</b>	<b>100.00%</b>

**KEEP OUT OF REACH OF CHILDREN**

**CAUTION**

FIRST AID	
IF IN EYES	-Hold eye open and rinse slowly and gently with water for 15-20 minutes -Remove contact lenses, if present, after the first 5 minutes, then continue rinsing eye -Call a poison control center or doctor for treatment advice
Have the product container or label with you when calling a poison control center or doctor or going for treatment. [Optionally, supplemental distributor's may use the following wording and own toll-free hotline number. For medical emergency information, you may call toll free 1-XXX-XXX-XXXX [insert operating hours and days of service].	

**PRECAUTIONARY STATEMENTS**

**HAZARDS TO HUMANS AND DOMESTIC ANIMALS**

**CAUTION** Causes slight eye irritation. Avoid contact with eyes or clothing. Wash thoroughly with soap and water after handling and before eating, drinking, chewing gum or using tobacco. Prolonged or frequently repeated skin contact may cause allergic reactions in some individuals.

**ENVIRONMENTAL HAZARDS**

For terrestrial uses. Do not apply directly to water, or to areas where surface water is present or to intertidal areas below the mean high water mark. Do not contaminate water when disposing of equipment washwater or rinsate. To protect the environment, do not allow pesticide to enter or run off into storm drains, drainage ditches, gutters or surface waters. Applying this product in calm weather when rain is not predicted for the next 24 hours will help to ensure that wind or rain does not blow or wash pesticide off the treatment area. Rinsing application equipment over the treated area will help avoid run off to water bodies or drainage systems.

[For containers over 5 gallons use the following language]

**Effluent Discharge**

Do not discharge effluent containing this product into lakes, streams, ponds, estuaries, oceans or other waters unless in accordance with the requirements of

NEU1173H

Page 13 of 71

a National Pollutant Discharge Elimination System (NPDES) permit and the permitting authority has been notified in writing prior to discharge Do not discharge effluent containing this product to sewer systems without previously notifying the local sewage treatment plant authority For guidance contact your State Water Board or Regional Office of the EPA]

## **DIRECTIONS FOR USE**

It is a violation of Federal Law to use this product in a manner inconsistent with its labeling

[One of the two following Use Sites, Pests and Application Directions section groupings must be used on the labels of products sold or distributed in all states, except California The second section must be used on the labels of products sold or distributed in California

### [Section 1]

#### **Use Sites**

Use to selectively control/suppress broadleaf weeds and diseases growing in lawns

#### **Pests**

Controls or suppresses the following weeds such as but not limited to Dandelion, English daisy, False dandelion, White clover, Black medic, Bull thistle, Canada thistle Common chickweed, Creeping buttercup, Creeping Charlie/Ground ivy, Persian Speedwell, Slender speedwell, Broadleaf plantain, Narrow-leaved plantain, Oxalis, Dovefoot geranium, Healall, Prostrate knotweed Shepherd's-purse, Silverweed cinquefoil, Wild chamomile, Moss, Liverworts Algae, Lichens

Controls or suppresses diseases such as but not limited to Dollar Spot, Rust, and Snow Mold

#### **Application Directions**

[Choose one of the following

Apply this (24oz) container to 470 to 1875 square feet Apply it to 940 ft<sup>2</sup> for standard application, apply it to 470 ft<sup>2</sup> to control tough perennial weeds, such as buttercup and broad-leaved plantain This container may be applied to up to 1875 ft<sup>2</sup> to control moss, black medic, Persian speedwell, slender speedwell, wild geranium, lawn diseases (such as dollar spot, rust, and snow mold), or on weed seedlings of false dandelion, English daisy, dandelion or white clover

OR

NEU1173H

Page 14 of 71

Apply this (32oz) container to 625 to 2500 square feet Apply it to 1250 ft<sup>2</sup> for standard application, apply it to 625 ft<sup>2</sup> to control tough perennial weeds, such as buttercup and broad-leaved plantain This container may be applied to up to 2500 ft<sup>2</sup> to control moss black medic, Persian speedwell, slender speedwell, wild geranium, lawn diseases (such as dollar spot, rust, and snow mold), or on weed seedlings of false dandelion, English daisy, dandelion or white clover

OR

Apply this (1 gallon) container to 2500 to 10 000 square feet Apply it to 5000 ft<sup>2</sup> for standard application, apply it to 2500 ft<sup>2</sup> to control tough perennial weeds, such as buttercup and broad-leaved plantain This container may be applied to up to 10 000 ft<sup>2</sup> to control moss, black medic, Persian speedwell, slender speedwell, wild geranium, lawn diseases (such as dollar spot, rust and snow mold), or on weed seedlings of false dandelion, English daisy, dandelion or white clover

Uniform coverage is important Rinse treated areas 24 hours after application  
Repeat treatment in 3 to 4 weeks for best results ]

#### [Section 2]

#### **Use Sites**

Use to selectively control/suppress broadleaf weeds growing in lawns

#### **Pests**

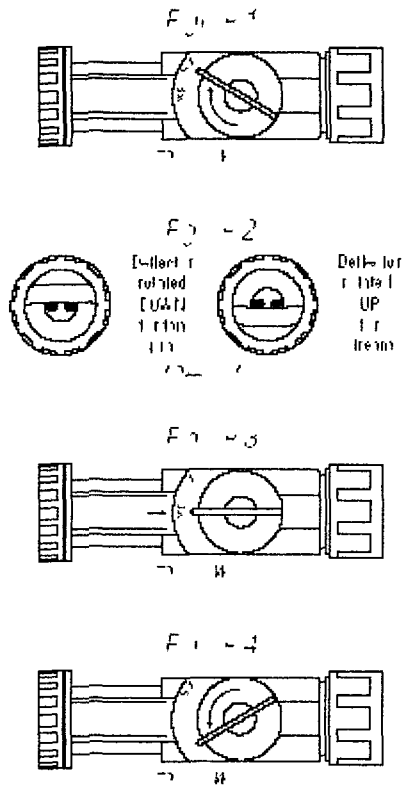
Controls the following weeds Dandelion, English daisy, Moss, Narrow-leaved plantain, White clover Creeping buttercup, Common chickweed, Bull thistle, Persian speedwell, and Slender speedwell

Suppresses the following weeds Broadleaf plantain

#### **Application Directions**

Shake well before using Apply 1 gallon of concentrate to 2500-10000 ft<sup>2</sup>  
Uniform coverage is important Rinse treated areas 24 hours after application  
Repeat treatment in 3 to 4 weeks for best results ]

[Optional hose-end sprayer directions that may be presented on the container or supplemental wording, either



### To Use This Sprayer

- 1 Shake container well
- 2 Connect spray nozzle to garden hose
- 3 Turn on the water from the faucet. Extend hose to the farthest area to be treated and work back toward the faucet so you don't come in contact with the treated area
- 4 When you are ready to spray, turn the knob on top so that it points to the MIX position on the spray head (Fig. 1)
- 5 The spray deflector on the front of the hose-end applicator can be rotated to give a stream or fan spray (Fig. 2)



NEU1173H  
Page 16 of 71  
To Stop Spraying

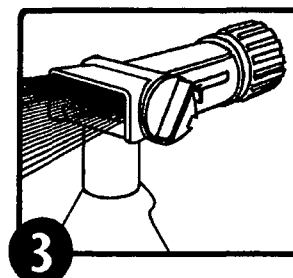
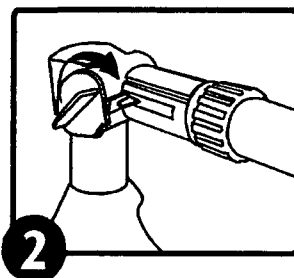
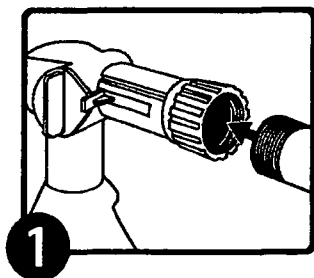
- 6 When you are finished spraying or if you have to stop spraying at any time, turn the knob back to the OFF position (Fig 3)
- 7 Turn off the water from the faucet
- 8 Turn the knob to H2O then OFF, to drain the water from the hose (Fig 4)

OR

- 1 Attach garden hose to spray nozzle Turn on water supply
- 2 Bend safety tab down and turn control to 'water'
- 3 Point nozzle toward plants and turn water control knob to "On" Product will automatically mix with water Spray weeds thoroughly

To Stop Spraying

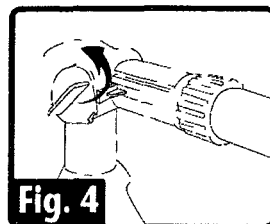
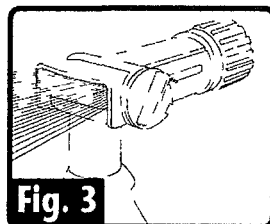
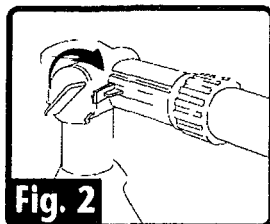
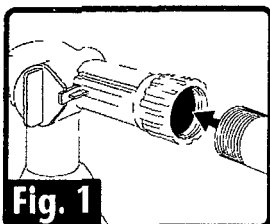
- 1 When you are finished spraying or if you have to stop spraying at any time, turn the blue knob back to the OFF position
- 2 Turn off the water from the faucet
- 3 Turn the blue knob to H2O then OFF, to drain the water from the hose
- 4 Unscrew spray nozzle from hose Remove hose end from container
- 5 Reseal the container with the child-resistant closure Rinse the hose-end applicator






OR

- 1 Shake container well before using
- 2 Connect a garden hose to the Ready Spray nozzle Make sure the dial on the nozzle is in the "OFF" position with the safety tab in the valve notch
- 3 Turn on the water at faucet Extend hose to the farthest area to be treated and work back toward the faucet so you don't come in contact with the treated area
- 4 To BEGIN spraying, point nozzle toward treatment site and
  - a Bend the safety tab back (located at the right of the yellow dial) with your thumb,

- b Using your other hand, QUICKLY turn the dial clockwise until it stops. Water will automatically mix with the product.
- 5 Spray weeds thoroughly. Walk at a steady pace while spraying using an even sweeping motion, slightly overlapping treated areas.
  - 6 To STOP spraying, QUICKLY turn the dial in the opposite direction of "ON" until it stops and the safety tab engages the notch on the valve. Turn water off at faucet. To relieve pressure before removing nozzle from hose, bend the safety tab back and turn dial "ON" until water stops spraying.
  - 7 To STORE unused product, make sure the dial is in the "OFF" position with safety tab in the valve notch. Place in cool area away from heat, sunlight or open flame.



		
<ul style="list-style-type: none"> <li>• Ensure that the large Water Control Knob is turned to the "OFF" position</li> <li>• Connect sprayer to garden hose</li> </ul>	<ul style="list-style-type: none"> <li>• Turn the small Product Control Button so that the flat side aligns with the tab on the right side of the button, and push the button all the way in</li> <li>• Turn on water at faucet</li> </ul>	<ul style="list-style-type: none"> <li>• To spray point nozzle where you want to spray and turn the large knob all the way to the left</li> <li>• To stop spraying, push small Product Control Button in from opposite side Turn large Water Control Knob to the right to the "OFF" position and turn off faucet</li> <li>• NOTE BEFORE DISCONNECTING HOSE (to relieve water pressure) Turn large Water Control Knob to the left, then turn "OFF" again</li> <li>• Disconnect garden hose from sprayer</li> <li>• To prevent accidental discharge when not in use, turn the small Product Control Button so that it is <u>NOT</u> aligned with the tab and cannot be pushed in</li> </ul>

]

### What will I see?

Works quickly, dying weeds will be seen within hours of application Treated weeds, moss or algae will turn brown or black Occasionally a darkening of the grass leaf blades can occur after treatment, however the grass will recover within a few days to weeks May stain thatch (dead grass under lawn), this does not affect the health of the grass

### Use Precautions

Do not apply to drought stressed grass, ensure lawn is well watered prior to application Do not apply when the daytime temperature will exceed 85°F Do

NEU1173H

Page 19 of 71

not apply to bentgrass If unsure of grass sensitivity, test spray a small area of your lawn Do not apply to newly seeded areas prior to grass seed germination Avoid spraying desirable plants Any desirable plants or structures accidentally contacted should be rinsed with water To avoid staining, wait until treated area dries before re-entry Do not apply if rainfall is expected within 3 hours of application Do not irrigate within 3 hours of application Do not apply to the same area more than 2 times a year

**STORAGE AND DISPOSAL**

**PESTICIDE STORAGE** Store this product in its original container and keep in a secure storage area out of reach of children and domestic animals Store unused material, tightly closed, in original container only, away from open flame

**PESTICIDE DISPOSAL AND CONTAINER HANDLING**

Non-refillable container Do not reuse or refill this container

**If empty** Place in trash or offer for recycling if available

**If partly filled** Call your local solid waste agency [or call [insert supplemental distributor's toll free number]] for disposal instructions Never place unused product down any indoor or outdoor drain

**BATCH CODE**

[The following claims and product information may or may not be presented on the product's label and labeling

-www.neudorff.com



- Weed Killer for Lawns
- Selective Weed Killer
- Selective Broadleaf Weed Killer
- Selective Weed Control
- Selective Broadleaf Weed Control
- Selective Control of Weeds in Lawns
- Selective Control of Broadleaf Weeds in Lawns
- Kills weeds not lawns
- Kills weeds not grasses
- Lawn Weed Killer
- Lawn Weed Control
- Water-based
- With the provided hose-end sprayer, this container will treat XXX ft<sup>2</sup>
- Works in cool weather (down to 50 F)
- Rainfast in 3 hours
- Works fast
- See results the same day
- See results in hours
- Fast and effective

NEU1173H

Page 20 of 71

- No unpleasant odor
- Does not contain (2,4-D) (MCPA) (Dicamba) (Mecoprop)
- Derived from iron (Fe)
- For non-selective (moss) weed and grass control, use [H01 or NEU1171H – *insert product name*]
- Eliminates unwanted moss, algae and lichens quickly
- Kills algae, moss and lichens
- Kills moss and algae
- Moss killer
- Moss, algae and lichen killer
- Kills moss fast
- Kills moss, algae, and lichens quickly and effectively
- Kills moss and weeds
- Moss and weed killer for lawns
- Kills moss and weeds, not lawns
- Kills moss and weeds, not grass
- Lawn areas can be re-sown within one day of treatment with NEU1173H
- Can re-seed lawn 1 day after spraying (applying)
- (Controls) (kills) (dandelions) (buttercup) (English daisy) (daisy) (clover)
- One gallon of concentrate will treat up to 10000 ft<sup>2</sup> (of lawn)
- Treats up to XXXX ft<sup>2</sup> (of lawn)
- Weed killer for newly planted lawn
- Can be used on new lawns (1 week) after grass emergence
- Even works in cool weather
- Also works in cool weather
- Works in temperatures between 50 F and 85 F (10 C and 29 C)
- Effective at temperatures from 50 F to 85 F (10 C to 29 C)
- Patent pending
- Patent #6,972,273
- Kills weeds, down to the root
- Kills dandelions down to the root
- (Helpful Hints ) Best results are obtained when applied in the Spring or Fall when environmental conditions are cool and there is ample moisture
- (Helpful Hints ) The best times to treat weeds are in the Spring when they are small and growing and in the Fall to eliminate many of next year's weeds
- People and pets can enter treated area when spray dries
- Ready-To-Spray
- Hose-End Bottle
- Hose-End Sprayer
- This product is ready to spray Just attach this bottle to your garden hose according to directions Water automatically mixes with the concentrate as you spray ]
- Tough on weeds and disease, easy on lawns
- Prevent disease and kill the weeds!
- Kills most common lawn diseases fast!
- Herbicide and Fungicide in 1 for the Lawn!

NEU1173H

Page 21 of 71

- For a healthy lawn
- Easy-to-use weed and disease killer for the lawn
- Broadleaf weed and disease killer
- Disease and Weed Killer in one!
- (5 in 1!) (4 in 1!) (3 in 1!) [for use with the corresponding number of the following pests] Controls (Disease), (Weeds), (Moss), (Algae) and (Lichens) in turf
- Controls disease in the lawn, kills the weeds
- Weed and disease killer for the lawn
- Cure your weed and disease problems fast
- Ideal weed & disease control for lawn
- Iron-based disease & weed control for lawn
- Lawns Controls dollar spot, snow mold, and rust
- Lawn Fungicide
- Controls (dollar spot) (snow mold), and (rust) on lawns
- Prevents and controls lawn diseases
- Promotes healthy, weed- and disease-free lawns

[Optional warranty statements Registrant has choice of using any or none

#### **-NOTICE TO BUYER**

Seller warrants that this product conforms to the chemical description on this label and is reasonably fit for the purposes stated in the Directions for Use, subject to the inherent risks described above, when used in accordance with the Directions for Use under normal conditions To the extent consistent with applicable law, this warranty does not extend to use of this product contrary to label directions or under abnormal use conditions, or under conditions not reasonably foreseeable to Seller To the extent consistent with applicable law, the Seller shall not be liable for any such use To the extent consistent with applicable law, the Seller makes no other warranties, either expressed or implied

Or

-Buyer assumes all responsibility for safety and use not in accordance with directions

Or

-Unconditionally Guaranteed by (company name) OUR COMMITMENT TO YOUR SATISFACTION If you are not happy with the way this product works in your garden, please let us know We will be happy to replace the product, refund your money, or substitute another (brand name) product Simply send your name, address and proof of purchase to (Company name & address)

Or

(company name) guarantees if for any reason you are not satisfied with this product, mail us proof of purchase to obtain a full refund of your purchase price ]

**SUBLABEL C – HOUSEHOLD USE ON MOSS**

**NEU1173H Concentrate**

Active Ingredient	
Iron HEDTA (FeHEDTA)	26 52%
Other Ingredients	73 48%
<b>Total</b>	<b>100 00%</b>

**KEEP OUT OF REACH OF CHILDREN**

**CAUTION**

<b>FIRST AID</b>	
<b>IF IN EYES</b>	-Hold eye open and rinse slowly and gently with water for 15-20 minutes -Remove contact lenses, if present, after the first 5 minutes, then continue rinsing eye -Call a poison control center or doctor for treatment advice
Have the product container or label with you when calling a poison control center or doctor, or going for treatment [Optionally, supplemental distributor s may use the following wording and own toll-free hotline number For medical emergency information, you may call toll free 1-XXX-XXX-XXXX [insert operating hours and days of service]	

**PRECAUTIONARY STATEMENTS**

**HAZARDS TO HUMANS AND DOMESTIC ANIMALS**

**CAUTION** Causes slight eye irritation Avoid contact with eyes or clothing Wash thoroughly with soap and water after handling and before eating, drinking, chewing gum or using tobacco Prolonged or frequently repeated skin contact may cause allergic reactions in some individuals

**ENVIRONMENTAL HAZARDS**

For terrestrial uses Do not apply directly to water or to areas where surface water is present or to intertidal areas below the mean high water mark Do not contaminate water when disposing of equipment washwater or rinsate To protect the environment, do not allow pesticide to enter or run off into storm drains, drainage ditches, gutters or surface waters Applying this product in calm weather when rain is not predicted for the next 24 hours will help to ensure that wind or rain does not blow or wash pesticide off the treatment area Rinsing application equipment over the treated area will help avoid run off to water bodies or drainage systems

[For containers over 5 gallons us the following language

**Effluent Discharge**

NEU1173H

Page 23 of 71

Do not discharge effluent containing this product into lakes, streams, ponds, estuaries, oceans or other waters unless in accordance with the requirements of a National Pollutant Discharge Elimination System (NPDES) permit and the permitting authority has been notified in writing prior to discharge. Do not discharge effluent containing this product to sewer systems without previously notifying the local sewage treatment plant authority. For guidance contact your State Water Board or Regional Office of the EPA]

## **DIRECTIONS FOR USE**

It is a violation of Federal Law to use this product in a manner inconsistent with its labeling.

[One of the two following Use Sites, Pests and Application Directions section groupings must be used on the labels of products sold or distributed in all states, except California. The second section must be used on the labels of products sold or distributed in California.]

### [Section 1]

#### **Use Sites**

Use to selectively control moss, algae, lichens, liverworts, and diseases growing in lawns.

#### **Pests**

Controls moss, algae, lichens, liverworts, and lawn diseases (such as dollar spot, snow mold, and rust).

#### **Application Directions**

Shake well before using. Mix one part [NEU1173H] with 24 parts water (5 oz. in 1 gallon of water). Apply the mixed solution at a rate of 2.5-5 gallons/1000 ft<sup>2</sup> (2.8-5.75 oz./yard<sup>2</sup>). Any standard hand-held or backpack sprayer can be used. Use a coarse nozzle setting to reduce drift. Uniform coverage is important. Repeat treatment if needed.

Repeat treatment in 3 to 4 weeks for best results.

### [Section 2]

#### **Use Sites**

Use to selectively control moss, algae, lichens, and liverworts growing in lawns.

#### **Pests**



Controls moss, algae, lichens, and liverworts

### Application Directions

Shake well before using Mix one part [NEU1173H] with 24 parts water (5 oz in 1 gallon of water) Apply the mixed solution at a rate of 2.5-5 gallons/1000 ft<sup>2</sup> (2.8-5.75 oz/yard<sup>2</sup>) Any standard hand-held or backpack sprayer can be used Use a coarse nozzle setting to reduce drift Uniform coverage is important Repeat treatment if needed

Repeat treatment in 3 to 4 weeks for best results ]

### What will I see?

Works quickly Treated moss or algae will turn brown or black Occasionally a darkening of the grass leaf blades can occur after treatment, however the grass will recover within a few days to weeks May stain thatch (dead grass under lawn), this does not affect the health of the grass

### Use Precautions

Do not apply to drought stressed grass, ensure lawn is well watered prior to application Do not apply when the daytime temperature will exceed 85°F Do not apply to bentgrass If unsure of grass sensitivity, test spray a small area of your lawn Do not apply to newly seeded areas prior to grass seed germination Avoid spraying desirable plants Any desirable plants or structures accidentally contacted should be rinsed with water To avoid staining, wait until treated area dries before re-entry Do not apply if rainfall is expected within 3 hours of application Do not irrigate within 3 hours of application Do not apply to the same area more than 4 times a year

### STORAGE AND DISPOSAL

**PESTICIDE STORAGE** Store this product in its original container and keep in a secure storage area out of reach of children and domestic animals Store unused material, tightly closed, in original container only, away from open flame

### PESTICIDE DISPOSAL AND CONTAINER HANDLING

Nonrefillable container Do not reuse or refill this container

**If empty** Place in trash or offer for recycling if available

**If partly filled** Call your local solid waste agency [or call [insert supplemental distributor's toll free number]] for disposal instructions Never place unused product down any indoor or outdoor drain

### BATCH CODE

[The following claims and product information may or may not be presented on the product's label and labeling]



- Selective Moss Killer
- Selective Moss Control
- Kills Moss Without Harming Lawn Grasses
- Kills moss not lawns
- Kills moss not grasses
- Lawn Moss Killer
- Lawn Moss Control
- Water-based
- When diluted, this bottle will treat XXX ft<sup>2</sup>
- Works in cool weather (down to 50 F)
- Rainfast in 3 hours
- Works fast
- See results the same day
- See results in hours
- Fast and effective
- No unpleasant odor
- Mix with water
- Does not contain (2,4-D) (MCPA) (Dicamba) (Mecoprop)
- Derived from iron (Fe)
- For non-selective (moss) weed and grass control, use [H01 or NEU1171H – *insert product name*]
- Eliminates unwanted moss, algae and lichens quickly
- Kills algae, moss and lichens
- Kills moss and algae
- Moss killer
- Moss, algae and lichen killer
- Kills moss and weeds
- Moss and weed killer for lawns
- Kills moss and weeds, not lawns
- Kills moss and weeds, not grass
- Kills moss fast
- Kills moss, algae, and lichens quickly and effectively
- Lawn areas can be re-sown within one day of treatment with NEU1173H
- Can re-seed lawn 1 day after spraying (applying)
- (Controls) (kills) (dandelions) (buttercup) (English daisy) (daisy) (clover)
- One gallon of concentrate will treat up to 10000 ft<sup>2</sup> (of lawn)
- Treats up to XXXX ft<sup>2</sup> (of lawn)
- Can be used to spot treat problem areas
- Can be used to spot treat problem areas in lawns
- Can be used on new lawns (1 week) after grass emergence
- Weed killer for newly planted lawn
- Even works in cool weather
- Also works in cool weather

NEU1173H

Page 26 of 71

- Works in temperatures between 50 F and 85 F (10 C and 29 C)
- Effective at temperatures from 50 F to 85 F (10 C to 29 C)
- Patent pending
- Patent #6,972,273
- Makes over XX gallons
- 1 ounce = 2 tablespoons = 6 teaspoons
- (Helpful Hints ) Best results are obtained when applied in the Spring or Fall when environmental conditions are cool and there is ample moisture
- People and pets can enter treated area when spray dries]
- Tough on moss and disease, easy on lawns
- Prevent disease and kill the moss!
- Kills most common lawn diseases fast!
- Herbicide and Fungicide in 1 for the Lawn!
- For a healthy lawn
- Easy-to-use moss and disease killer for the lawn
- Broadleaf moss and disease killer
- Disease and Moss Killer in one!
- (5 in 1!) (4 in 1!) (3 in 1!) [for use with the corresponding number of the following pests] Controls (Disease), (Weeds), (Moss), (Algae) and (Lichens) in turf
- Controls disease in the lawn kills the moss
- Moss and disease killer for the lawn
- Cure your moss and disease problems fast
- Ideal moss & disease control for lawn
- Iron-based disease & moss control for lawn
- Lawns Controls dollar spot snow mold, and rust
- Lawn Fungicide
- Controls (dollar spot), (snow mold), and (rust) on lawns
- Prevents and controls lawn diseases
- Promotes healthy weed- and disease-free lawns

[Optional warranty statements Registrant has choice of using any or none

#### **-NOTICE TO BUYER**

Seller warrants that this product conforms to the chemical description on this label and is reasonably fit for the purposes stated in the Directions for Use, subject to the inherent risks described above, when used in accordance with the Directions for Use under normal conditions To the extent consistent with applicable law, this warranty does not extend to use of this product contrary to label directions, or under abnormal use conditions, or under conditions not reasonably foreseeable to Seller To the extent consistent with applicable law, the Seller shall not be liable for any such use To the extent consistent with applicable law, the Seller makes no other warranties, either expressed or implied

Or

NEU1173H

Page 27 of 71

-Buyer assumes all responsibility for safety and use not in accordance with directions

Or

-Unconditionally Guaranteed by (company name) OUR COMMITMENT TO YOUR SATISFACTION If you are not happy with the way this product works in your garden, please let us know We will be happy to replace the product, refund your money, or substitute another (brand name) product Simply send your name, address and proof of purchase to (Company name & address)

Or

(company name) guarantees if for any reason you are not satisfied with this product, mail us proof of purchase to obtain a full refund of your purchase price ]

## NEU1173H Concentrate

Active Ingredient	
Iron HEDTA (FeHEDTA)	26 52%
Other Ingredients	73 48%
<b>Total</b>	<b>100 00%</b>

**KEEP OUT OF REACH OF CHILDREN**

## CAUTION

FIRST AID	
IF IN EYES	-Hold eye open and rinse slowly and gently with water for 15-20 minutes -Remove contact lenses, if present, after the first 5 minutes, then continue rinsing eye -Call a poison control center or doctor for treatment advice
Have the product container or label with you when calling a poison control center or doctor, or going for treatment [Optionally, supplemental distributor's may use the following wording and own toll-free hotline number For medical emergency information, you may call toll free 1-XXX-XXX-XXXX [insert operating hours and days of service]	

### **PRECAUTIONARY STATEMENTS**

#### **HAZARDS TO HUMANS AND DOMESTIC ANIMALS**

CAUTION Causes slight eye irritation Avoid contact with eyes or clothing Wash thoroughly with soap and water after handling and before eating, drinking, chewing gum or using tobacco Prolonged or frequently repeated skin contact may cause allergic reactions in some individuals

#### **ENVIRONMENTAL HAZARDS**

For terrestrial uses Do not apply directly to water, or to areas where surface water is present or to intertidal areas below the mean high water mark Do not contaminate water when disposing of equipment washwater or rinsate To protect the environment, do not allow pesticide to enter or run off into storm drains, drainage ditches, gutters or surface waters Applying this product in calm weather when rain is not predicted for the next 24 hours will help to ensure that wind or rain does not blow or wash pesticide off the treatment area Rinsing application equipment over the treated area will help avoid run off to water bodies or drainage systems

[For containers over 5 gallons us the following language

#### **Effluent Discharge**

Do not discharge effluent containing this product into lakes, streams ponds estuaries, oceans or other waters unless in accordance with the requirements of a National Pollutant Discharge Elimination System (NPDES) permit and the

NEU1173H

Page 29 of 71

permitting authority has been notified in writing prior to discharge Do not discharge effluent containing this product to sewer systems without previously notifying the local sewage treatment plant authority For guidance contact your State Water Board or Regional Office of the EPA]

## **DIRECTIONS FOR USE**

It is a violation of Federal Law to use this product in a manner inconsistent with its labeling

[One of the two following Use Sites, Pests and Application Directions section groupings must be used on the labels of products sold or distributed in all states, except California The second section must be used on the labels of products sold or distributed in California

### [Section 1]

#### **Use Sites**

Use to selectively control moss, algae, lichens, liverworts, and diseases growing in lawns

#### **Pests**

Controls moss, algae, lichens, liverworts, and lawn diseases (such as dollar spot, snow mold, and rust)

#### **Application Directions**

Shake well before using

[Choose one of the following

Apply this (24 oz) container to 940 to 1875 ft<sup>2</sup>

OR

Apply this (32 oz) container to 1250 to 2500 ft<sup>2</sup>

OR

Apply this (1 gallon) container to 5000 to 10000 ft<sup>2</sup>

]

Uniform coverage is important Rinse treated areas 24 hours after application Repeat treatment in 3 to 4 weeks for best results

### [Section 2]

#### **Use Sites**

Use to selectively control moss, algae, lichens, and liverworts growing in lawns

**Pests**

Controls moss, algae, lichens, and liverworts

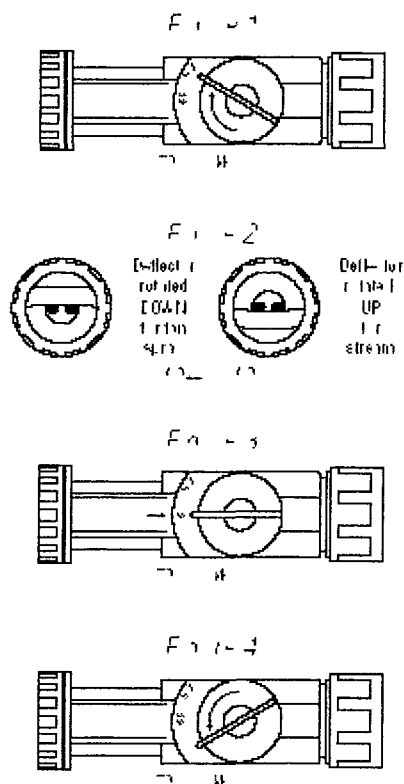
**Application Directions**

Shake well before using Apply 1 gallon of concentrate to 2500-10000 ft<sup>2</sup>  
Uniform coverage is important Rinse treated areas 24 hours after application  
Repeat treatment in 3 to 4 weeks for best results ]

NEU1173H

Page 31 of 71

[Optional hose-end sprayer directions that may be presented on the container or supplemental wording, either



### To Use This Sprayer

- 1 Shake container well
- 2 Connect spray nozzle to garden hose
- 3 Turn on the water from the faucet. Extend hose to the farthest area to be treated and work back toward the faucet so you don't come in contact with the treated area
- 4 When you are ready to spray, turn the knob on top so that it points to the MIX position on the spray head (Fig 1)
- 5 The spray deflector on the front of the hose-end applicator can be rotated to give a stream or fan spray (Fig 2)

### To Stop Spraying

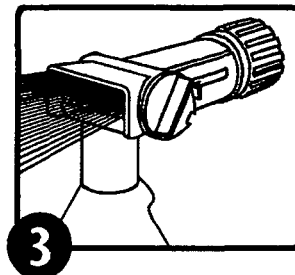
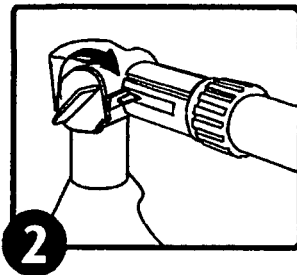
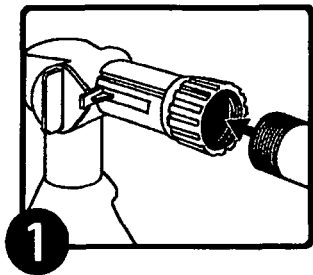
- 1 When you are finished spraying or if you have to stop spraying at any time, turn the knob back to the OFF position (Fig 3)
- 2 Turn off the water from the faucet
- 3 Turn the knob to H2O then OFF, to drain the water from the hose (Fig 4)



- 1 Attach garden hose to spray nozzle Turn on water supply
- 2 Bend safety tab down and turn control to "water"
- 3 Point nozzle toward plants and turn water control knob to "On" Product will automatically mix with water Spray moss surfaces thoroughly

#### To Stop Spraying

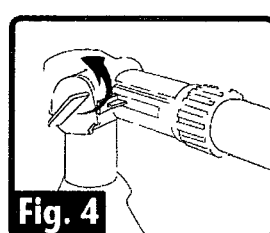
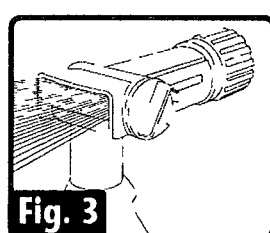
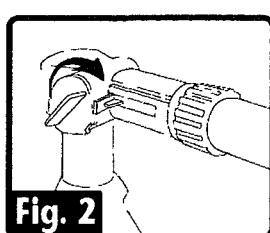
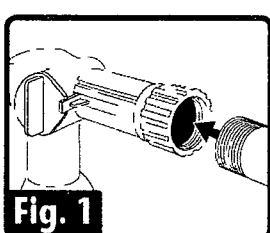
- 1 When you are finished spraying or if you have to stop spraying at any time turn the blue knob back to the OFF position
- 2 Turn off the water from the faucet
- 3 Turn the blue knob to H2O then OFF to drain the water from the hose
- 4 Unscrew spray nozzle from hose Remove hose end from container
- 5 Reseal the container with the child-resistant closure Rinse the hose-end applicator



OR

- 1 Shake container well before using
- 2 Connect a garden hose to the Ready Spray nozzle Make sure the dial on the nozzle is in the "OFF" position with the safety tab in the valve notch
- 3 Turn on the water at faucet Extend hose to the farthest area to be treated and work back toward the faucet so you don't come in contact with the treated area
- 4 To BEGIN spraying, point nozzle toward treatment site and
  - a Bend the safety tab back (located at the right of the yellow dial) with your thumb,
  - b Using your other hand, QUICKLY turn the dial clockwise until it stops Water will automatically mix with the product
- 5 Spray moss thoroughly Walk at a steady pace while spraying using an even sweeping motion, slightly overlapping treated areas
- 6 To STOP spraying, QUICKLY turn the dial in the opposite direction of 'ON' until it stops and the safety tab engages the notch on the valve Turn water off at faucet To relieve pressure before removing nozzle from hose, bend the safety tab back and turn dial 'ON' until water stops spraying

7 To STORE unused product, make sure the dial is in the 'OFF" position with safety tab in the valve notch Place in cool area away from heat sunlight or open flame



OR

<ul style="list-style-type: none"> <li>• Ensure that the large Water Control Knob is turned to the "OFF" position</li> <li>• Connect sprayer to garden hose</li> </ul>	<ul style="list-style-type: none"> <li>• Turn the small Product Control Button so that the flat side aligns with the tab on the right side of the button, and push the button all the way in</li> <li>• Turn on water at faucet</li> </ul>	<ul style="list-style-type: none"> <li>• To spray point nozzle where you want to spray and turn the large knob all the way to the left</li> <li>• To stop spraying, push small Product Control Button in from opposite side Turn large Water Control Knob to the right to the "OFF" position and turn off faucet</li> <li>• NOTE BEFORE DISCONNECTING HOSE (to relieve water pressure) Turn large Water Control Knob to the left, then turn "OFF" again</li> <li>• Disconnect garden hose from sprayer</li> <li>• To prevent accidental discharge when not in use, turn the small Product Control Button so that it is <u>NOT</u> aligned with the tab and cannot be pushed in</li> </ul>	

NEU1173H

Page 34 of 71

### What will I see?

Works quickly Treated moss or algae will turn brown or black Occasionally a darkening of the grass leaf blades can occur after treatment, however the grass will recover within a few days to weeks May stain thatch (dead grass under lawn), this does not affect the health of the grass

### Use Precautions

Do not apply to drought stressed grass, ensure lawn is well watered prior to application Do not apply when the daytime temperature will exceed 85°F Do not apply to bentgrass If unsure of grass sensitivity, test spray a small area of your lawn Do not apply to newly seeded areas prior to grass seed germination Avoid spraying desirable plants Any desirable plants or structures accidentally contacted should be rinsed with water To avoid staining, wait until treated area dries before re-entry Do not apply if rainfall is expected within 3 hours of application Do not irrigate within 3 hours of application Do not apply to the same area more than 2 times a year

### STORAGE AND DISPOSAL

**PESTICIDE STORAGE** Store this product in its original container and keep in a secure storage area out of reach of children and domestic animals Store unused material, tightly closed in original container only, away from open flame

### PESTICIDE DISPOSAL AND CONTAINER HANDLING

Nonrefillable container Do not reuse or refill this container

**If empty** Place in trash or offer for recycling if available

**If partly filled** Call your local solid waste agency [or call [insert supplemental distributor's toll free number]] for disposal instructions Never place unused product down any indoor or outdoor drain

### BATCH CODE

[The following claims and product information, may or may not be presented on the product's label and labeling

-www.neudorff.com



- Selective Moss Killer
- Selective Moss Control
- Kills Moss Without Harming Lawn Grasses
- Kills moss not lawns
- Kills moss not grasses
- Lawn Moss Killer
- Lawn Moss Control
- Water-based
- With the provided hose-end sprayer, this container will treat XXX ft<sup>2</sup>

NEU1173H

Page 35 of 71

-Works in cool weather (down to 50 F)

- Rainfast in 3 hours
- Works fast
- See results the same day
- See results in hours
- Fast and effective
- No unpleasant odor
- Does not contain (2,4-D) (MCPA) (Dicamba) (Mecoprop)
- Derived from iron (Fe)
- For non-selective (moss) weed and grass control, use [H01 or NEU1171H – *insert product name*]
- Eliminates unwanted moss, algae and lichens quickly
- Kills algae, moss and lichens
- Kills moss and algae
- Moss killer
- Moss, algae and lichen killer
- Kills moss fast
- Kills moss, algae, and lichens quickly and effectively
- Kills moss and weeds
- Moss and weed killer for lawns
- Kills moss and weeds not lawns
- Kills moss and weeds not grass
- Lawn areas can be re-sown within one day of treatment with NEU1173H
- Can re-seed lawn 1 day after spraying (applying)
- (Controls) (kills) (dandelions) (buttercup) (English daisy) (daisy) (clover)
- One gallon of concentrate will treat up to 10000 ft<sup>2</sup> (of lawn)
- Treats up to XXXX ft<sup>2</sup> (of lawn)
- Can be used on new lawns (1 week) after grass emergence
- Weed killer for newly planted lawn
- Even works in cool weather
- Also works in cool weathers
- Works in temperatures between 50 F and 85 F (10 C and 29 C)
- Effective at temperatures from 50 F to 85 F (10 C to 29 C)
- Patent pending
- Patent #6,972 273
- (Helpful Hints ) Best results are obtained when applied in the Spring or Fall when environmental conditions are cool and there is ample moisture
- People and pets can enter treated area when spray dries
- Ready-To-Spray
- Hose-End Bottle
- Hose-End Sprayer
- This product is ready to spray Just attach this bottle to your garden hose according to directions Water automatically mixes with the concentrate as you spray ]
- Tough on moss and disease, easy on lawns
- Prevent disease and kill the moss!
- Kills most common lawn diseases fast!

NEU1173H

Page 36 of 71

- Herbicide and Fungicide in 1 for the Lawn!
- For a healthy lawn
- Easy-to-use moss and disease killer for the lawn
- Broadleaf moss and disease killer
- Disease and Moss Killer in one!
- (5 in 1!) (4 in 1!) (3 in 1!) [for use with the corresponding number of the following pests] Controls (Disease), (Weeds), (Moss), (Algae) and (Lichens) in turf
- Controls disease in the lawn, kills the moss
- Moss and disease killer for the lawn
- Cure your moss and disease problems fast
- Ideal moss & disease control for lawn
- Iron-based disease & moss control for lawn
- Lawns Controls dollar spot, snow mold, and rust
- Lawn Fungicide
- Controls (dollar spot), (snow mold), and (rust) on lawns
- Prevents and controls lawn diseases
- Promotes healthy, weed- and disease-free lawns

[Optional warranty statements Registrant has choice of using any or none

#### **-NOTICE TO BUYER**

Seller warrants that this product conforms to the chemical description on this label and is reasonably fit for the purposes stated in the Directions for Use subject to the inherent risks described above, when used in accordance with the Directions for Use under normal conditions. To the extent consistent with applicable law, this warranty does not extend to use of this product contrary to label directions, or under abnormal use conditions, or under conditions not reasonably foreseeable to Seller. To the extent consistent with applicable law, the Seller shall not be liable for any such use. To the extent consistent with applicable law, the Seller makes no other warranties, either expressed or implied.

Or

-Buyer assumes all responsibility for safety and use not in accordance with directions

Or

-Unconditionally Guaranteed by (company name) **OUR COMMITMENT TO YOUR SATISFACTION** If you are not happy with the way this product works in your garden please let us know. We will be happy to replace the product, refund your money, or substitute another (brand name) product. Simply send your name, address and proof of purchase to (Company name & address)

Or

NEU1173H

Page 37 of 71

(company name) guarantees if for any reason you are not satisfied with this product, mail us proof of purchase to obtain a full refund of your purchase price

NEU1173H  
Page 38 of 71  
**SUBLABEL E – COMMERCIAL USE ON WEEDS**

## NEU1173H Concentrate

Active Ingredient	
Iron HEDTA (FeHEDTA)	26 52%
Other Ingredients	73 48%
<b>Total</b>	<b>100 00%</b>

**KEEP OUT OF REACH OF CHILDREN**

## CAUTION

FIRST AID	
IF IN EYES	-Hold eye open and rinse slowly and gently with water for 15-20 minutes -Remove contact lenses, if present, after the first 5 minutes, then continue rinsing eye -Call a poison control center or doctor for treatment advice
Have the product container or label with you when calling a poison control center or doctor or going for treatment [Optionally supplemental distributor's may use the following wording and own toll-free hotline number For medical emergency information, you may call toll free 1-XXX-XXX-XXXX [insert operating hours and days of service]	

### **PRECAUTIONARY STATEMENTS**

#### **HAZARDS TO HUMANS AND DOMESTIC ANIMALS**

**CAUTION** Causes slight eye irritation Avoid contact with eyes or clothing Wash thoroughly with soap and water after handling and before eating, drinking, chewing gum or using tobacco Prolonged or frequently repeated skin contact may cause allergic reactions in some individuals

#### **ENVIRONMENTAL HAZARDS**

For terrestrial uses Do not apply directly to water, or to areas where surface water is present or to intertidal areas below the mean high water mark Do not contaminate water when disposing of equipment washwater or rinsate To protect the environment, do not allow pesticide to enter or run off into storm drains, drainage ditches, gutters or surface waters Applying this product in calm weather when rain is not predicted for the next 24 hours will help to ensure that wind or rain does not blow or wash pesticide off the treatment area Rinsing application equipment over the treated area will help avoid run off to water bodies or drainage systems

[For containers over 5 gallons us the following language

#### **Effluent Discharge**

Do not discharge effluent containing this product into lakes, streams, ponds estuaries, oceans or other waters unless in accordance with the requirements of a National Pollutant Discharge Elimination System (NPDES) permit and the

NEU1173H

Page 39 of 71

permitting authority has been notified in writing prior to discharge Do not discharge effluent containing this product to sewer systems without previously notifying the local sewage treatment plant authority For guidance contact your State Water Board or Regional Office of the EPA]

## DIRECTIONS FOR USE

It is a violation of Federal Law to use this product in a manner inconsistent with its labeling

Read and follow all applicable directions and precautions on this label before using

**SITES** Lawns, turf (use on rights of way or non-crop areas), golf courses, parks, playgrounds, cemeteries, athletic fields

[One of the two following Pest and Application Directions sections must be used on the labels of products sold or distributed in all states, except California The second section must be used on the labels of products sold or distributed in California

### [Section 1]

## PESTS

Controls or suppresses weeds such as but not limited to

- Black medic (*Medicago lupulina*)
- Broadleaf plantain (*Plantago major*)
- Bull thistle (*Cirsium vulgare*)
- Canada thistle (*Cirsium arvense*)
- Common chickweed (*Stellaria media*)
- Creeping buttercup (*Ranunculus repens*)
- Creeping Charlie/Ground ivy (*Glechoma hederacea*)
- Dandelion (*Taraxicum officinale*)
- Dovefoot geranium (*Geranium molle*)
- English daisy (*Bellis perennis*)
- False dandelion (*Hypochoeris radicata*)
- Healall (*Prunella vulgaris*)
- Moss, liverworts, algae and lichens
- Narrow-leaved plantain (*Plantago lanceolata*)
- Oxalis (*Oxalis* spp )
- Persian Speedwell (*Veronica persica*)
- Prostrate knotweed (*Polygonum aviculare*)
- Shepherd's-purse (*Capsella bursa-pastoris*)
- Silverweed cinquefoil (*Potentilla anserina*)
- Slender speedwell (*Veronica filiformis*)
- White clover (*Trifolium repens*)
- Wild chamomile (*Matricaria chamomilla*)



Controls or suppresses diseases such as but not limited to

- Dollar Spot
- Rust
- Snow Mold

[Choose one of the following

### Application Directions For Broadcast Treatment

Rate of Spray Solution	Rate of Concentrate	Weeds Controlled	Optional column [Area Treated]
2.8 fl oz /yd <sup>2</sup> or 2.5 ga/1000 ft <sup>2</sup>	12.6 fl oz / 1000 ft <sup>2</sup>	Rate for easy-to control weeds: black medic ( <i>Medicago lupulina</i> ), Persian speedwell ( <i>Veronica persica</i> ), slender speedwell ( <i>Veronica filiformis</i> ), wild geranium ( <i>Geranium robertianum</i> ) and moss. This rate can also be used for weed seedlings of false dandelion ( <i>Hypochaeris radicata</i> ), English daisy ( <i>Bellis perennis</i> ), dandelion ( <i>Taraxacum officinale</i> ) or white clover ( <i>Trifolium repens</i> ).	xxxx ft <sup>2</sup> /xxx ga jug
5.7 fl oz /yd <sup>2</sup> or 4.9 ga/1000 ft <sup>2</sup>	25.2 fl oz / 1000 ft <sup>2</sup>	Standard rate for control of most weed species: dandelion ( <i>Taraxacum officinale</i> ), English daisy ( <i>Bellis perennis</i> ), false dandelion ( <i>Hypochaeris radicata</i> ), Creeping Charlie/Ground ivy ( <i>Glechoma hederacea</i> ), Prostrate knotweed ( <i>Polygonum aviculare</i> ), white clover ( <i>Trifolium repens</i> ), bull thistle ( <i>Cirsium vulgare</i> ), Canada thistle ( <i>Cirsium arvense</i> ), common chickweed ( <i>Stellaria media</i> ), narrow leaved plantain ( <i>Plantago lanceolata</i> ), dove's foot geranium ( <i>Geranium molle</i> ), oxalis ( <i>Oxalis</i> spp.), lawn burweed ( <i>Soliva pterosperma</i> ) and algae, and for the SUPPRESSION of broad leaved plantain ( <i>Plantago major</i> ).	xxxx ft <sup>2</sup> /xxx ga jug
11.3 fl oz /yd <sup>2</sup> or 9.8 ga/1000 ft <sup>2</sup>	50 fl oz / 1000 ft <sup>2</sup>	Rate for tough perennial weeds such as creeping buttercup ( <i>Ranunculus repens</i> ) and broad leaved plantain ( <i>Plantago major</i> ).	xxxx ft <sup>2</sup> /xxx ga jug]

Rate of Spray Solution	Rate of Concentrate	Diseases Controlled	Optional column [Area Treated]
2.8 fl oz /yd <sup>2</sup> or 2.5 ga/1000 ft <sup>2</sup>	12.6 fl oz / 1000 ft <sup>2</sup>	Rate for control of diseases such as dollar spot, snow mold, and rust. Use the higher rate when disease pressure is high.	xxxx ft <sup>2</sup> /xxx ga jug
5.7 fl oz /yd <sup>2</sup> or 4.9 ga/1000 ft <sup>2</sup>	25.2 fl oz / 1000 ft <sup>2</sup>		xxxx ft <sup>2</sup> /xxx ga jug]

Shake well before using. Mix one part [NEU1173H] with 24 parts water (5 oz in 1 gallon of water). Apply the mixed solution at a rate of 2.5-10 gallons/1000 ft<sup>2</sup> (2.8-11.5 fluid oz/yard<sup>2</sup>), using the chart to determine how much diluted spray to use per area. Any standard hand-held or backpack sprayer can be used. Thoroughly spray weeds. Use a coarse nozzle setting to reduce drift. Uniform coverage is important.

### Application Directions

Shake well before using Mix one part [NEU1173H] with 24 parts water (5 oz in 1 gallon of water) Apply the mixed solution at a rate of 2.5-10 gallons/1000 ft<sup>2</sup> (2.8-11.5 fluid oz/yard<sup>2</sup>) The standard rate for NEU1173H is 5.75 fl oz /yard<sup>2</sup>, use the higher rate (11.5 fl oz /yard<sup>2</sup>) on tough perennial weeds such as buttercup and broad-leaved plantain NEU1173H may also be used at 2.8 fl oz /yard<sup>2</sup> (2.5 gallons/1000ft<sup>2</sup>) on moss, black medic Persian speedwell, slender speedwell wild geranium turf diseases (such as dollar spot, rust, and snow mold), or on weed seedlings of false dandelion, English daisy, dandelion or white clover Any standard hand-held or backpack sprayer can be used Thoroughly spray weeds Use a coarse nozzle setting to reduce drift Uniform coverage is important Repeat treatment in 3 to 4 weeks for best results ]

### [Section 2]

### PESTS

#### Controls weeds

- Bull thistle (*Cirsium vulgare*)
- Common chickweed (*Stellaria media*)
- Creeping buttercup (*Ranunculus repens*)
- Dandelion (*Taraxicum officinale*)
- English daisy (*Bellis perennis*)
- Moss
- Narrow-leaved plantain (*Plantago lanceolata*)
- Persian speedwell (*Veronica persica*)
- Slender speedwell (*Veronica filiformis*)
- White clover (*Trifolium repens*)

#### Suppresses weeds

- Broadleaf plantain (*Plantago major*)

### Application Directions

Shake well before using Mix one part [NEU1173H] with 24 parts water (5 oz in 1 gallon of water) Apply the mixed solution at a rate of 2.5-10 gallons/1000 ft<sup>2</sup> (2.8 -11.5 fluid oz/yard<sup>2</sup>) Any standard hand-held or backpack sprayer can be used Thoroughly spray weeds Use a coarse nozzle setting to reduce drift Uniform coverage is important

Repeat treatment in 3 to 4 weeks for best results

]

### What will I see?

Works quickly, dying weeds will be seen within hours of application. Treated weeds, moss or algae will turn brown or black. Occasionally a darkening of the grass leaf blades can occur after treatment, however the grass will recover within a few days to weeks. May stain thatch (dead grass under turf), this does not affect the health of the grass.

### Use Precautions

Do not apply to drought stressed grass, ensure turf is well watered prior to application. Do not apply when the daytime temperature will exceed 85°F. Do not apply to bentgrass. If unsure of grass sensitivity, test spray a small area of the turf. Do not apply to newly seeded areas prior to grass seed germination. Avoid spraying desirable plants. Any desirable plants or structures accidentally contacted should be rinsed with water. To avoid staining wait until treated area dries before re-entry. Do not apply if rainfall is expected within 3 hours of application. Do not irrigate within 3 hours of application. Do not apply to the same area more than 4 times a year.

### STORAGE AND DISPOSAL

Do not contaminate water, food or feed by storage or disposal.

**PESTICIDE STORAGE** Store in a secure place, away from open fire or flame. Keep container closed and reseal after use. If spilled, use absorbent materials and dispose of in an approved manner.

**PESTICIDE DISPOSAL** Wastes resulting from the use of this product may be disposed of on site or at an approved waste disposal facility.

**CONTAINER HANDLING** Nonrefillable container. Do not reuse or refill this container. Triple rinse container (or equivalent) promptly after emptying. Triple rinse as follows:

*(For containers equal to or less than five gallons use these directions)* Empty the remaining contents into application equipment or a mix tank and drain for 10 seconds after the flow begins to drip. Fill the container  $\frac{1}{4}$  full with water and recap. Shake for 10 seconds. Pour rinsate into application equipment or a mix tank or store rinsate for later use or disposal. Drain for 10 seconds after the flow begins to drip. Repeat this procedure two more times. Offer for recycling, if available.

*(For containers greater than five gallons use these directions)* Empty the remaining contents into application equipment or a mix tank. Fill the container  $\frac{1}{4}$  full with water. Replace and tighten closures. Tip container on its side and roll it back and forth, ensuring at least one complete revolution, for 30 seconds. Stand the container on its end and tip it back and forth several times. Turn the container over onto its other end and tip it back and forth several times. Empty the rinsate into application equipment or a mix tank or store rinsate for later use or disposal. Repeat this procedure two more times. Offer for recycling, if available.

## BATCH CODE

[The following claims and product information, may or may not be presented on the product's label and labeling

-www.neudorff.com



- Weed Killer for Turf
- Selective Weed Killer
- Selective Broadleaf Weed Killer
- Selective Weed Control
- Selective Broadleaf Weed Control
- Selective Control of Weeds in Turf
- Selective Control of Broadleaf Weeds in Turf
- Kills weeds not turf
- Kills weeds not grasses
- Turf Weed Killer
- Turf Weed Control
- Water-based
- When diluted this bottle will treat XXX ft<sup>2</sup>
- Works in cool weather down to 50 F
- Rainfast in 3 hours
- Works fast
- See results the same day
- See results in hours
- Fast and effective
- Mix with water
- No unpleasant odor
- Does not contain (2,4-D) (MCPA) (Dicamba) (Mecoprop)
- Derived from iron (Fe)
- For non-selective (moss) weed and grass control, use [H01 or NEU1171H – *insert product name*]
- Eliminates unwanted moss, algae and lichens quickly
- Kills algae, moss and lichens
- Kills moss and algae
- Moss killer
- Moss, algae and lichen killer
- Kills moss fast
- Kills moss, algae, and lichens quickly and effectively
- Moss and weed killer for turf
- Turf areas can be re-sown within one day of treatment with NEU1173H
- Can re-seed turf 1 day after spraying (applying)
- (Controls) (kills) (dandelions) (buttercup) (English daisy) (daisy) (clover)
- One gallon of concentrate will treat up to 10000 ft<sup>2</sup> (of turf)
- Can be used to spot treat problem areas

NEU1173H

Page 44 of 71

- Can be used to spot treat problem areas in turf
- Can be used on new turf (1 week) after grass emergence
- Even works in cool weather
- Also works in cool weather
- Works in temperatures between 50 F and 85 F (10 C and 29 C)
- Effective at temperatures from 50°F to 85°F (10°C to 29°C)
- Treats up to XXXX ft<sup>2</sup> (of turf)
- Patent pending
- Patent #6,972,273
- Makes over XX gallons
- 1 ounce = 2 tablespoons = 6 teaspoons
- Kills weeds, down to the root
- Kills dandelions, down to the root
- (Helpful Hints ) Best results are obtained when applied in the Spring or Fall when environmental conditions are cool and there is ample moisture
- (Helpful Hints ) The best times to treat weeds are in the Spring when they are small and growing and in the Fall to eliminate many of next year's weeds
- People and pets can enter treated area when spray dries]
- Tough on weeds and disease, easy on turf
- Prevent disease and kill the weeds!
- Kills most common turf diseases fast!
- Herbicide and Fungicide in 1 for Turf!
- For healthy turf
- Easy-to-use weed and disease killer for turf
- Broadleaf weed and disease killer
- Disease and Weed Killer in one!
- (5 in 1!) (4 in 1!) (3 in 1!) [for use with the corresponding number of the following pests] Controls (Disease), (Weeds), (Moss), (Algae) and (Lichens) in turf
- Controls (Disease), (Weeds), (Moss), (Algae) and (Lichens) in turf
- Controls disease in the turf, kills the weeds
- Weed and disease killer for turf
- Cure your weed and disease problems fast
- Ideal weed & disease control for turf
- Iron-based disease & weed control for turf
- Turf Controls dollar spot, snow mold, and rust
- Turf Fungicide
- Controls (dollar spot), (snow mold), and (rust) on turf
- Prevents and controls turf diseases
- Promotes healthy, weed- and disease-free turf

[Optional warranty statements Registrant has choice of using any or none

#### **-NOTICE TO BUYER**

Seller warrants that this product conforms to the chemical description on this label and is reasonably fit for the purposes stated in the Directions for Use, subject to the inherent risks described above, when used in accordance with the Directions for Use under normal conditions To the extent consistent with applicable law, this warranty does not extend to use of this product contrary to

NEU1173H

Page 45 of 71

label directions, or under abnormal use conditions, or under conditions not reasonably foreseeable to Seller. To the extent consistent with applicable law, the Seller shall not be liable for any such use. To the extent consistent with applicable law, the Seller makes no other warranties, either expressed or implied.

Or

-Buyer assumes all responsibility for safety and use not in accordance with directions

Or

-Unconditionally Guaranteed by (company name) OUR COMMITMENT TO YOUR SATISFACTION. If you are not happy with the way this product works in your garden, please let us know. We will be happy to replace the product, refund your money, or substitute another (brand name) product. Simply send your name, address and proof of purchase to (Company name & address) ]

Or

(company name) guarantees if for any reason you are not satisfied with this product, mail us proof of purchase to obtain a full refund of your purchase price

## NEU1173H Concentrate

Active Ingredient	
Iron HEDTA (FeHEDTA)	26.52%
Other Ingredients	73.48%
<b>Total</b>	<b>100.00%</b>

**KEEP OUT OF REACH OF CHILDREN**

## CAUTION

FIRST AID	
IF IN EYES	<ul style="list-style-type: none"><li>-Hold eye open and rinse slowly and gently with water for 15-20 minutes</li><li>-Remove contact lenses, if present, after the first 5 minutes, then continue rinsing eye</li><li>-Call a poison control center or doctor for treatment advice</li></ul>
Have the product container or label with you when calling a poison control center or doctor, or going for treatment. [Optionally, supplemental distributor's may use the following wording and own toll-free hotline number. For medical emergency information, you may call toll free 1-XXX-XXX-XXXX [insert operating hours and days of service]]	

### **PRECAUTIONARY STATEMENTS**

#### **HAZARDS TO HUMANS AND DOMESTIC ANIMALS**

**CAUTION** Causes slight eye irritation. Avoid contact with eyes or clothing. Wash thoroughly with soap and water after handling and before eating, drinking, chewing gum or using tobacco. Prolonged or frequently repeated skin contact may cause allergic reactions in some individuals.

#### **ENVIRONMENTAL HAZARDS**

For terrestrial uses. Do not apply directly to water or to areas where surface water is present or to intertidal areas below the mean high water mark. Do not contaminate water when disposing of equipment washwater or rinsate. To protect the environment, do not allow pesticide to enter or run off into storm drains, drainage ditches, gutters or surface waters. Applying this product in calm weather when rain is not predicted for the next 24 hours will help to ensure that wind or rain does not blow or wash pesticide off the treatment area. Rinsing application equipment over the treated area will help avoid run off to water bodies or drainage systems.

[For containers over 5 gallons use the following language]

#### **Effluent Discharge**

Do not discharge effluent containing this product into lakes, streams, ponds, estuaries, oceans or other waters unless in accordance with the requirements of a National Pollutant Discharge Elimination System (NPDES) permit and the

NEU1173H

Page 47 of 71

permitting authority has been notified in writing prior to discharge Do not discharge effluent containing this product to sewer systems without previously notifying the local sewage treatment plant authority For guidance contact your State Water Board or Regional Office of the EPA]

## DIRECTIONS FOR USE

It is a violation of Federal Law to use this product in a manner inconsistent with its labeling

Read and follow all applicable directions and precautions on this label before using

**SITES** Lawns, turf (use on rights of way or non-crop areas), golf courses, parks, playgrounds, cemeteries, athletic fields

[One of the two following sections must be used The first section may be used on the labels of products sold or distributed in all states, except California The second section must be used on the labels of products sold or distributed in California

### [Section 1]

## PESTS

Controls or suppresses weeds such as but not limited to

- Black medic (*Medicago lupulina*)
- Broadleaf plantain (*Plantago major*)
- Bull thistle (*Cirsium vulgare*)
- Canada thistle (*Cirsium arvense*)
- Common chickweed (*Stellaria media*)
- Creeping buttercup (*Ranunculus repens*)
- Creeping Charlie/Ground ivy (*Glechoma hederacea*)
- Dandelion (*Taraxicum officinale*)
- Dovefoot geranium (*Geranium molle*)
- English daisy (*Bellis perennis*)
- False dandelion (*Hypochoeris radicata*)
- Healall (*Prunella vulgaris*)
- Moss, liverworts, algae and lichens
- Narrow-leaved plantain (*Plantago lanceolata*)
- Oxalis (*Oxalis* spp )
- Persian Speedwell (*Veronica persica*)
- Prostrate knotweed (*Polygonum aviculare*)
- Shepherd's-purse (*Capsella bursa-pastoris*)
- Silverweed cinquefoil (*Potentilla anserina*)
- Slender speedwell (*Veronica filiformis*)
- White clover (*Trifolium repens*)



- Wild chamomile (*Matricaria chamomilla*)

Controls or suppresses diseases such as but not limited to

- Dollar Spot
- Rust
- Snow Mold

### **Application Directions**

Shake well before using Apply 1 gallon of concentrate to 2500-10,000 ft<sup>2</sup> Apply it to 5000 ft<sup>2</sup> for standard application, apply it to 2500 ft<sup>2</sup> to control tough perennial weeds, such as buttercup and broad-leaved plantain This container may be applied to up to 10,000 ft<sup>2</sup> to control moss, black medic, Persian speedwell, slender speedwell, wild geranium, turf diseases (such as dollar spot, rust, and snow mold), or on weed seedlings of false dandelion, English daisy, dandelion or white clover Uniform coverage is important Rinse treated areas 24 hours after application Repeat treatment in 3 to 4 weeks for best results

### **[Section 2]**

### **PESTS**

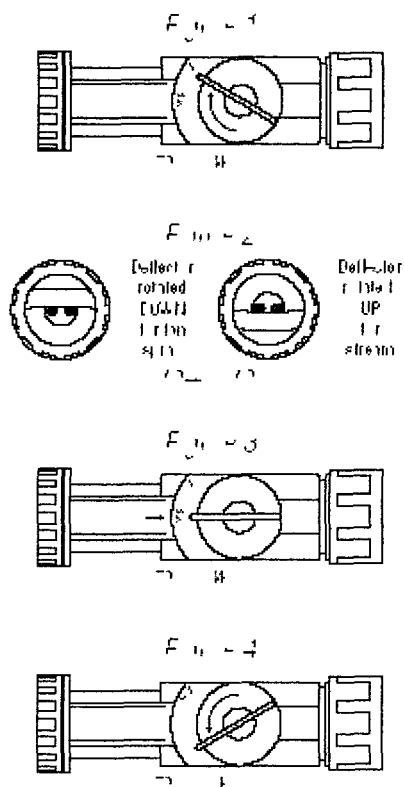
Controls the following weeds Dandelion, English daisy, Moss, Narrow-leaved plantain White clover, Creeping buttercup, Common chickweed, Bull thistle, Persian speedwell, and slender speedwell ]

Suppresses the following weeds Broadleaf plantain

### **Application Directions**

Shake well before using Apply 1 gallon of concentrate to 2500-10000 ft<sup>2</sup> Uniform coverage is important Rinse treated areas 24 hours after application Repeat treatment in 3 to 4 weeks for best results ]

[Optional hose-end sprayer directions that may be presented on the container or supplemental wording, either



### To Use This Sprayer

- 1 Shake container well
- 2 Connect spray nozzle to garden hose
- 3 Turn on the water from the faucet. Extend hose to the farthest area to be treated and work back toward the faucet so you don't come in contact with the treated area
- 4 When you are ready to spray, turn the knob on top so that it points to the MIX position on the spray head (Fig 1)
- 5 The spray deflector on the front of the hose-end applicator can be rotated to give a stream or fan spray (Fig 2)

### To Stop Spraying

- 6 When you are finished spraying or if you have to stop spraying at any time, turn the knob back to the OFF position (Fig 3)
- 7 Turn off the water from the faucet
- 8 Turn the knob to H2O then OFF, to drain the water from the hose (Fig 4)

OR

- 1 Attach garden hose to spray nozzle. Turn on water supply

NEU1173H

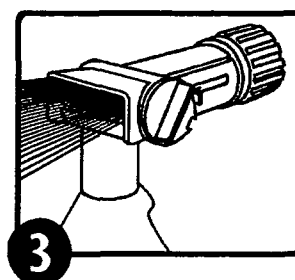
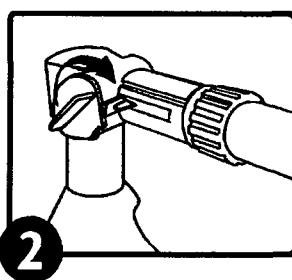
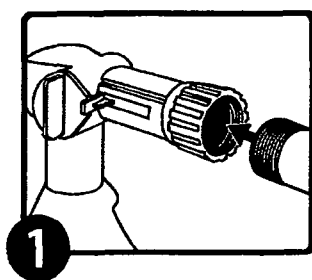
Page 50 of 71

2 Bend safety tab down and turn control to "water"

3 Point nozzle toward plants and turn water control knob to "On" Product will automatically mix with water Thoroughly spray weeds

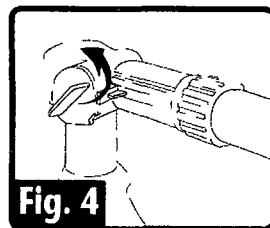
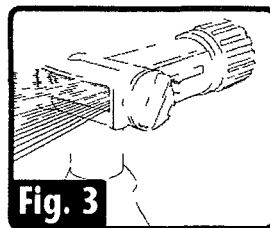
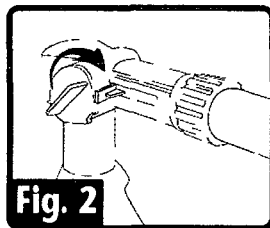
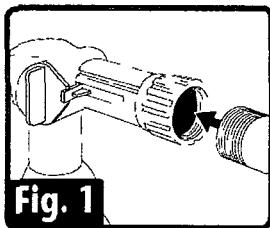
#### To Stop Spraying




- 1 When you are finished spraying or if you have to stop spraying at any time, turn the blue knob back to the OFF position
- 2 Turn off the water from the faucet
- 3 Turn the blue knob to H2O then OFF, to drain the water from the hose
- 4 Unscrew spray nozzle from hose Remove hose end from container
- 5 Reseal the container with the child-resistant closure Rinse the hose-end applicator



OR

- 1 Shake container well before using
- 2 Connect a garden hose to the Ready Spray nozzle Make sure the dial on the nozzle is in the "OFF" position with the safety tab in the valve notch
- 3 Turn on the water at faucet Extend hose to the farthest area to be treated and work back toward the faucet so you don't come in contact with the treated area
- 4 To BEGIN spraying, point nozzle toward treatment site and
  - a Bend the safety tab back (located at the right of the yellow dial) with your thumb,
  - b Using your other hand, QUICKLY turn the dial clockwise until it stops Water will automatically mix with the product
- 5 Spray weeds thoroughly Walk at a steady pace while spraying using an even sweeping motion, slightly overlapping treated areas
- 6 To STOP spraying, QUICKLY turn the dial in the opposite direction of "ON" until it stops and the safety tab engages the notch on the valve Turn water off at faucet To relieve pressure before removing nozzle from hose, bend the safety tab back and turn dial "ON" until water stops spraying
- 7 To STORE unused product, make sure the dial is in the "OFF" position with safety tab in the valve notch Place in cool area away from heat, sunlight or open flame



		
<ul style="list-style-type: none"> <li>• Ensure that the large Water Control Knob is turned to the 'OFF' position</li> <li>• Connect sprayer to garden hose</li> </ul>	<ul style="list-style-type: none"> <li>• Turn the small Product Control Button so that the flat side aligns with the tab on the right side of the button, and push the button all the way in</li> <li>• Turn on water at faucet</li> </ul>	<ul style="list-style-type: none"> <li>• To spray, point nozzle where you want to spray and turn the large knob all the way to the left</li> <li>• To stop spraying, push small Product Control Button in from opposite side Turn large Water Control Knob to the right to the "OFF" position and turn off faucet</li> <li>• NOTE BEFORE DISCONNECTING HOSE (to relieve water pressure) Turn large Water Control Knob to the left, then turn "OFF" again</li> <li>• Disconnect garden hose from sprayer</li> <li>• To prevent accidental discharge when not in use, turn the small Product Control Button so that it is <u>NOT</u> aligned with the tab and cannot be pushed in</li> </ul>

1

### What will I see?

Works quickly, dying weeds will be seen within hours of application Treated weeds, moss or algae will turn brown or black Occasionally a darkening of the grass leaf blades can occur after treatment, however the grass will recover within a few days to weeks May stain thatch (dead grass under turf), this does not affect the health of the grass

### Use Precautions

NEU1173H

Page 53 of 71

Do not apply to drought stressed grass, ensure turf is well watered prior to application Do not apply when the daytime temperature will exceed 85°F Do not apply to bentgrass If unsure of grass sensitivity, test spray a small area of turf Do not apply to newly seeded areas prior to grass seed germination Avoid spraying desirable plants Any desirable plants or structures accidentally contacted should be rinsed with water To avoid staining, wait until treated area dries before re-entry Do not apply if rainfall is expected within 3 hours of application Do not irrigate within 3 hours of application Do not apply to the same area more than 2 times a year

#### **STORAGE AND DISPOSAL**

Do not contaminate water, food or feed by storage or disposal

**PESTICIDE STORAGE** Store in a secure place, away from open fire or flame Keep container closed and reseal after use If spilled, use absorbent materials and dispose of in an approved manner

**PESTICIDE DISPOSAL** Wastes resulting from the use of this product may be disposed of on site or at an approved waste disposal facility

**CONTAINER HANDLING** Non-refillable container Do not reuse or refill this container Triple rinse container (or equivalent) promptly after emptying Triple rinse as follows

*(For containers equal to or less than five gallons use these directions)* Empty the remaining contents into application equipment or a mix tank and drain for 10 seconds after the flow begins to drip Fill the container ¼ full with water and recap Shake for 10 seconds Pour rinsate into application equipment or a mix tank or store rinsate for later use or disposal Drain for 10 seconds after the flow begins to drip Repeat this procedure two more times Offer for recycling if available

*(For containers greater than five gallons use these directions)* Empty the remaining contents into application equipment or a mix tank Fill the container ¼ full with water Replace and tighten closures Tip container on its side and roll it back and forth, ensuring at least one complete revolution, for 30 seconds Stand the container on its end and tip it back and forth several times Turn the container over onto its other end and tip it back and forth several times Empty the rinsate into application equipment or a mix tank or store rinsate for later use or disposal Repeat this procedure two more times Offer for recycling, if available

#### **BATCH CODE**

[The following claims and product information, may or may not be presented on the product's label and labeling

-www.neudorff.com



-Weed Killer for Turf

-Selective Weed Killer

NEU1173H

Page 54 of 71

- Selective Broadleaf Weed Killer
- Selective Weed Control
- Selective Broadleaf Weed Control
- Selective Control of Weeds in Turf
- Selective Control of Broadleaf Weeds in Turf
- Kills weeds not turf
- Kills weeds not grasses
- Turf Weed Killer
- Turf Weed Control
- Water-based
- With the provided hose-end sprayer, this container will treat XXX ft<sup>2</sup>
- Works in cool weather (down to 50 F)
- Rainfast in 3 hours
- Works fast
- See results the same day
- See results in hours
- Fast and effective
- No unpleasant odor
- Does not contain (2,4-D) (MCPA) (Dicamba) (Mecoprop)
- Derived from iron (Fe)
- For non-selective (moss) weed and grass control, use [NEU1170H or NEU1171H – *insert product name*]
- Eliminates unwanted moss, algae and lichens quickly
- Kills algae, moss and lichens
- Kills moss and algae
- Moss killer
- Moss, algae and lichen killer
- Kills moss fast
- Kills moss, algae, and lichens quickly and effectively
- Moss and weed killer for turf
- Turf areas can be re-sown within one day of treatment with NEU1173H
- Can re-seed turf 1 day after spraying (applying)
- (Controls) (kills) (dandelions) (buttercup) (English daisy) (daisy) (clover)
- One gallon of concentrate will treat up to 10000 ft<sup>2</sup> (of turf)
- Can be used on new turf (1 week) after grass emergence
- Even works in cool weather
- Also works in cool weather
- Works in temperatures between 50 F and 85 F (10 C and 29 C)
- Effective at temperatures from 50°F to 85°F (10°C to 29°C)
- Treats up to XXXX ft<sup>2</sup> (of turf)
- Patent pending
- Patent #6,972,273
- Kills weeds, down to the root
- Kills dandelions, down to the root
- (Helpful Hints) Best results are obtained when applied in the Spring or Fall when environmental conditions are cool and there is ample moisture
- (Helpful Hints) The best times to treat weeds are in the Spring when they are small and growing and in the Fall to eliminate many of next year's weeds

NEU1173H

Page 55 of 71

- People and pets can enter treated area when spray dries
- Ready-To-Spray
- Hose-End Bottle
- Hose-End Sprayer
- This product is ready to spray Just attach this bottle to your garden hose according to directions Water automatically mixes with the concentrate as you spray ]
- Tough on weeds and disease, easy on turf
- Prevent disease and kill the weeds!
- Kills most common turf diseases fast!
- Herbicide and Fungicide in 1 for the turf!
- For healthy turf
- Easy-to-use weed and disease killer for turf
- Broadleaf weed and disease killer
- Disease and Weed Killer in one!
- (5 in 1!) (4 in 1!) (3 in 1!) [for use with the corresponding number of the following pests] Controls (Disease), (Weeds), (Moss), (Algae) and (Lichens) in turf
- Controls disease in turf, kills the weeds
- Weed and disease killer for turf
- Cure your weed and disease problems fast
- Ideal weed & disease control for turf
- Iron-based disease & weed control for turf
- Turf Controls dollar spot snow mold, and rust
- Turf Fungicide
- Controls (dollar spot), (snow mold), and (rust) on turf
- Prevents and controls turf diseases
- Promotes healthy, weed- and disease-free turf

[Optional warranty statements Registrant has choice of using any or none

#### **-NOTICE TO BUYER**

Seller warrants that this product conforms to the chemical description on this label and is reasonably fit for the purposes stated in the Directions for Use, subject to the inherent risks described above, when used in accordance with the Directions for Use under normal conditions To the extent consistent with applicable law, this warranty does not extend to use of this product contrary to label directions, or under abnormal use conditions, or under conditions not reasonably foreseeable to Seller To the extent consistent with applicable law, the Seller shall not be liable for any such use To the extent consistent with applicable law, the Seller makes no other warranties, either expressed or implied

Or

-Buyer assumes all responsibility for safety and use not in accordance with directions

Or



-Unconditionally Guaranteed by (company name) OUR COMMITMENT TO YOUR SATISFACTION If you are not happy with the way this product works in your garden, please let us know We will be happy to replace the product, refund your money, or substitute another (brand name) product Simply send your name, address and proof of purchase to (Company name & address) ]

Or

(company name) guarantees if for any reason you are not satisfied with this product, mail us proof of purchase to obtain a full refund of your purchase price

NEU1173H  
 Page 57 of 71  
**SUBLABEL G – COMMERCIAL USE ON MOSS**

## NEU1173H Concentrate

Active Ingredient	
Iron HEDTA (FeHEDTA)	26.52%
Other Ingredients	73.48%
<b>Total</b>	<b>100.00%</b>

**KEEP OUT OF REACH OF CHILDREN**

## CAUTION

FIRST AID	
IF IN EYES	-Hold eye open and rinse slowly and gently with water for 15-20 minutes -Remove contact lenses, if present, after the first 5 minutes, then continue rinsing eye -Call a poison control center or doctor for treatment advice
Have the product container or label with you when calling a poison control center or doctor, or going for treatment. [Optionally, supplemental distributor's may use the following wording and own toll-free hotline number. For medical emergency information, you may call toll free 1-XXX-XXX-XXXX [insert operating hours and days of service]]	

### **PRECAUTIONARY STATEMENTS**

#### **HAZARDS TO HUMANS AND DOMESTIC ANIMALS**

**CAUTION** Causes slight eye irritation. Avoid contact with eyes or clothing. Wash thoroughly with soap and water after handling and before eating, drinking, chewing gum or using tobacco. Prolonged or frequently repeated skin contact may cause allergic reactions in some individuals.

#### **ENVIRONMENTAL HAZARDS**

For terrestrial uses: Do not apply directly to water, or to areas where surface water is present or to intertidal areas below the mean high water mark. Do not contaminate water when disposing of equipment washwater or rinsate. To protect the environment, do not allow pesticide to enter or run off into storm drains, drainage ditches, gutters or surface waters. Applying this product in calm weather when rain is not predicted for the next 24 hours will help to ensure that wind or rain does not blow or wash pesticide off the treatment area. Rinsing application equipment over the treated area will help avoid run off to water bodies or drainage systems.

[For containers over 5 gallons use the following language]

#### **Effluent Discharge**

Do not discharge effluent containing this product into lakes, streams, ponds, estuaries, oceans or other waters unless in accordance with the requirements of a National Pollutant Discharge Elimination System (NPDES) permit and the

NEU1173H

Page 58 of 71

permitting authority has been notified in writing prior to discharge Do not discharge effluent containing this product to sewer systems without previously notifying the local sewage treatment plant authority For guidance contact your State Water Board or Regional Office of the EPA]

## **DIRECTIONS FOR USE**

It is a violation of Federal Law to use this product in a manner inconsistent with its labeling

Read and follow all applicable directions and precautions on this label before using

**SITES** Lawns, turf (use on rights of way or non-crop areas), golf courses, parks, playgrounds, cemeteries, athletic fields

[One of the two following Pests and Application Directions section groupings must be used on the labels of products sold or distributed in all states except California The second section must be used on the labels of products sold or distributed in California

### [Section 1]

**PESTS** Use to selectively control moss, algae, lichens, liverworts and diseases (such as dollar spot, snow mold, and rust) growing in turf

### **Application Directions**

Shake well before using

Mix one part NEU1173H concentrate with 24 parts water (5 oz in 1 gallon of water) Apply the mixed solution at a rate of 2.5-5 gallons/1000 ft<sup>2</sup> (2.8-5.75 oz/yd<sup>2</sup>) Any standard hand-held or backpack sprayer can be used Use a coarse nozzle setting to reduce drift Uniform coverage is important Repeat treatment if needed

Repeat treatment in 3 to 4 weeks for best results

### [Section 2]

**PESTS** Use to selectively control moss, algae, lichens and liverworts growing in turf

### **Application Directions**

Shake well before using

Mix one part NEU1173H concentrate with 24 parts water (5 oz in 1 gallon of water) Apply the mixed solution at a rate of 2.5-10 gallons/1000 ft<sup>2</sup> (2.8-11.5 fluid oz/yd<sup>2</sup>) Any standard hand-held or backpack sprayer can be used Use

NEU1173H

Page 59 of 71

a coarse nozzle setting to reduce drift Uniform coverage is important Repeat treatment if needed

Repeat treatment in 3 to 4 weeks for best results ]

### What will I see?

Works quickly Treated moss or algae will turn brown or black Occasionally a darkening of the grass leaf blades can occur after treatment however the grass will recover within a few days to weeks May stain thatch (dead grass under turf), this does not affect the health of the grass

### Use Precautions

Do not apply to drought stressed grass, ensure turf is well watered prior to application Do not apply when the daytime temperature will exceed 85°F Do not apply to bentgrass If unsure of grass sensitivity, test spray a small area of turf Do not apply to newly seeded areas prior to grass seed germination Avoid spraying desirable plants Any desirable plants or structures accidentally contacted should be rinsed with water To avoid staining, wait until treated area dries before re-entry Do not apply if rainfall is expected within 3 hours of application Do not irrigate within 3 hours of application Do not apply to the same area more than 4 times a year

### STORAGE AND DISPOSAL

Do not contaminate water, food or feed by storage or disposal

**PESTICIDE STORAGE** Store in a secure place, away from open fire or flame Keep container closed and reseal after use If spilled use absorbent materials and dispose of in an approved manner

**PESTICIDE DISPOSAL** Wastes resulting from the use of this product may be disposed of on site or at an approved waste disposal facility

**CONTAINER HANDLING** Nonrefillable container Do not reuse or refill this container Triple rinse container (or equivalent) promptly after emptying Triple rinse as follows

*(For containers equal to or less than five gallons use these directions)* Empty the remaining contents into application equipment or a mix tank and drain for 10 seconds after the flow begins to drip Fill the container ¼ full with water and recap Shake for 10 seconds Pour rinsate into application equipment or a mix tank or store rinsate for later use or disposal Drain for 10 seconds after the flow begins to drip Repeat this procedure two more times Offer for recycling, if available

*(For containers greater than five gallons use these directions)* Empty the remaining contents into application equipment or a mix tank Fill the container ¼ full with water Replace and tighten closures Tip container on its side and roll it back and forth, ensuring at least one complete revolution, for 30 seconds Stand the container on its end and tip it back and forth several times Turn the container over onto its other end and tip it back and forth several times Empty the rinsate into application equipment or a mix tank or store rinsate for later use

NEU1173H

Page 60 of 71

or disposal Repeat this procedure two more times Offer for recycling, if available

## BATCH CODE

[The following claims and product information, may or may not be presented on the product's label and labeling

-www.neudorff.com



- Selective Moss Killer
- Selective Moss Control
- Kills Moss Without Harming Turf Grasses
- Kills moss not turf
- Kills moss not grasses
- Turf Moss Killer
- Turf Moss Control
- Water-based
- When diluted, this bottle will treat XXX ft<sup>2</sup>
- Works in cool weather (down to 50 F)
  
- Rainfast in 3 hours
- Works fast
- See results the same day
- See results in hours
- Fast and effective
- No unpleasant odor
- Mix with water
- Does not contain (2,4-D) (MCPA) (Dicamba) (Mecoprop)
- Derived from iron (Fe)
- For non-selective (moss) weed and grass control, use [NEU1170H or NEU1171H – *insert product name*]
- Eliminates unwanted moss, algae and lichens quickly
- Kills algae, moss and lichens
- Kills moss and algae
- Moss killer
- Moss, algae and lichen killer
- Kills moss fast
- Kills moss, algae, and lichens quickly and effectively
- Moss and weed killer for turf
- Turf areas can be re-sown within one day of treatment with NEU1173H
- (Controls) (kills) (dandelions) (buttercup) (English daisy) (daisy) (clover)
- One gallon of concentrate will treat up to 10000 ft<sup>2</sup> (of turf)
- Can be used to spot treat problem areas
- Can be used to spot treat problem areas in turf
- Can be used on new turf (1 week) after grass emergence

NEU1173H

Page 61 of 71

- Can re-seed turf 1 day after spraying (applying)
- Even works in cool weather
- Also works in cool weather
- Works in temperatures between 50 F and 85 F (10 C and 29 C)
- Effective at temperatures from 50°F to 85°F (10°C to 29°C)
- Treats up to XXXX ft<sup>2</sup> (of turf)
- Patent pending
- Patent #6,972,273
- Makes over XX gallons
- 1 ounce = 2 tablespoons = 6 teaspoons
- (Helpful Hints ) Best results are obtained when applied in the Spring or Fall when environmental conditions are cool and there is ample moisture
- People and pets can enter treated area when spray dries]
- Tough on moss and disease, easy on turf
- Prevent disease and kill the moss!
- Kills most common turf diseases fast!
- Herbicide and Fungicide in 1 for Turf!
- For healthy turf
- Easy-to-use moss and disease killer for turf
- Moss and disease killer
- Disease and Moss Killer in one!
- (5 in 1!) (4 in 1!) (3 in 1!) [for use with the corresponding number of the following pests] Controls (Disease), (Weeds), (Moss), (Algae) and (Lichens) in turf
- Controls disease in turf, kills the weeds
- Controls disease in turf, kills the moss
- Moss and disease killer for turf
- Cure your moss and disease problems fast
- Ideal moss & disease control for turf
- Iron-based disease & moss control for turf
- Turf Controls dollar spot, snow mold, and rust
- Turf Fungicide
- Controls (dollar spot), (snow mold), and (rust) on Turf
- Prevents and controls turf diseases
- Promotes healthy, moss- and disease-free turf

[Optional warranty statements Registrant has choice of using any or none

#### **-NOTICE TO BUYER**

Seller warrants that this product conforms to the chemical description on this label and is reasonably fit for the purposes stated in the Directions for Use, subject to the inherent risks described above, when used in accordance with the Directions for Use under normal conditions. To the extent consistent with applicable law, this warranty does not extend to use of this product contrary to label directions, or under abnormal use conditions, or under conditions not reasonably foreseeable to Seller. To the extent consistent with applicable law,

NEU1173H

Page 62 of 71

the Seller shall not be liable for any such use To the extent consistent with applicable law, the Seller makes no other warranties, either expressed or implied

Or

-Buyer assumes all responsibility for safety and use not in accordance with directions

Or

-Unconditionally Guaranteed by (company name) OUR COMMITMENT TO YOUR SATISFACTION If you are not happy with the way this product works in your garden, please let us know We will be happy to replace the product, refund your money, or substitute another (brand name) product Simply send your name, address and proof of purchase to (Company name & address) ]

Or

(company name) guarantees if for any reason you are not satisfied with this product, mail us proof of purchase to obtain a full refund of your purchase price

**SUBLABEL H – COMMERCIAL USE ON MOSS – HOSE-END SPRAYER**

**NEU1173H Concentrate**

Active Ingredient	
Iron HEDTA (FeHEDTA)	26 52%
Other Ingredients	73 48%
<b>Total</b>	<b>100 00%</b>

**KEEP OUT OF REACH OF CHILDREN**

**CAUTION**

<b>FIRST AID</b>	
<b>IF IN EYES</b>	-Hold eye open and rinse slowly and gently with water for 15-20 minutes -Remove contact lenses, if present after the first 5 minutes, then continue rinsing eye -Call a poison control center or doctor for treatment advice
Have the product container or label with you when calling a poison control center or doctor, or going for treatment [Optionally, supplemental distributor's may use the following wording and own toll-free hotline number For medical emergency information, you may call toll free 1-XXX-XXX-XXXX [insert operating hours and days of service]	

**PRECAUTIONARY STATEMENTS**

**HAZARDS TO HUMANS AND DOMESTIC ANIMALS**

**CAUTION** Causes moderate eye irritation Avoid contact with eyes or clothing Wash thoroughly with soap and water after handling and before eating, drinking chewing gum or using tobacco Prolonged or frequently repeated skin contact may cause allergic reactions in some individuals

**ENVIRONMENTAL HAZARDS**

For terrestrial uses Do not apply directly to water, or to areas where surface water is present or to intertidal areas below the mean high water mark Do not contaminate water when disposing of equipment washwater or rinsate To protect the environment do not allow pesticide to enter or run off into storm drains, drainage ditches, gutters or surface waters Applying this product in calm weather when rain is not predicted for the next 24 hours will help to ensure that wind or rain does not blow or wash pesticide off the treatment area Rinsing application equipment over the treated area will help avoid run off to water bodies or drainage systems

[For containers over 5 gallons us the following language

**Effluent Discharge**

Do not discharge effluent containing this product into lakes, streams, ponds estuaries, oceans or other waters unless in accordance with the requirements of a National Pollutant Discharge Elimination System (NPDES) permit and the



NEU1173H

Page 64 of 71

permitting authority has been notified in writing prior to discharge Do not discharge effluent containing this product to sewer systems without previously notifying the local sewage treatment plant authority For guidance contact your State Water Board or Regional Office of the EPA]

## **DIRECTIONS FOR USE**

It is a violation of Federal Law to use this product in a manner inconsistent with its labeling

Read and follow all applicable directions and precautions on this label before using

**SITES** Lawns, turf (use on rights of way or non-crop areas), golf courses, parks, playgrounds, cemeteries, athletic fields

[One of the two following Pests and Application Directions section groupings must be used on the labels of products sold or distributed in all states, except California The second section must be used on the labels of products sold or distributed in California

### [Section 1]

**PESTS** Controls moss, algae, lichens, liverworts and diseases (such as dollar spot, snow mold, and rust) growing in lawns and turf

### **Application Directions**

Shake well before using Apply 1 gallon of concentrate to 5000-10,000 ft<sup>2</sup>  
Uniform coverage is important Rinse treated areas 24 hours after application  
Repeat treatment if needed

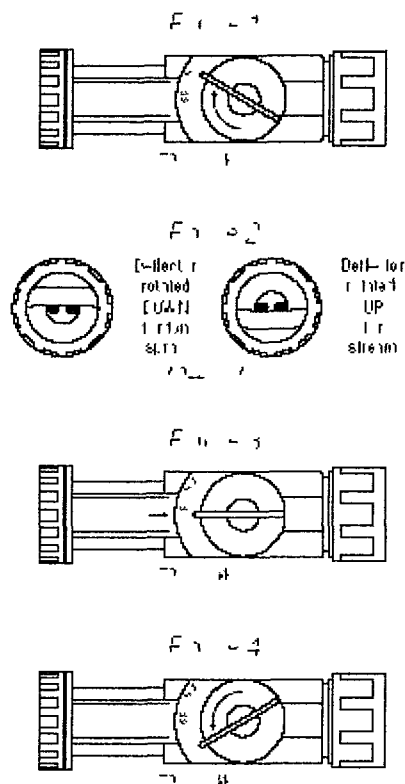
### [Section 2]

**PESTS** Controls moss, algae, lichens and liverworts growing in lawns and turf

### **Application Directions**

Shake well before using Apply 1 gallon of concentrate to 2500-10000 ft<sup>2</sup>  
Uniform coverage is important Rinse treated areas 24 hours after application  
Repeat treatment if needed ]

[Optional hose-end sprayer directions that may be presented on the container or supplemental wording, either



### To Use This Sprayer

- 1 Shake container well
- 2 Connect spray nozzle to garden hose
- 3 Turn on the water from the faucet. Extend hose to the farthest area to be treated and work back toward the faucet so you don't come in contact with the treated area
- 4 When you are ready to spray, turn the knob on top so that it points to the MIX position on the spray head (Fig 1)
- 5 The spray deflector on the front of the hose-end applicator can be rotated to give a stream or fan spray (Fig 2)

### To Stop Spraying

- 1 When you are finished spraying or if you have to stop spraying at any time, turn the knob back to the OFF position (Fig 3)
- 2 Turn off the water from the faucet
- 3 Turn the knob to H<sub>2</sub>O then OFF, to drain the water from the hose (Fig 4)

OR

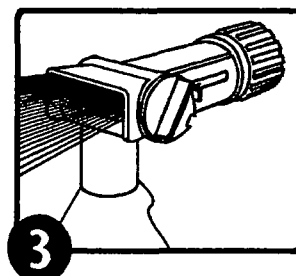
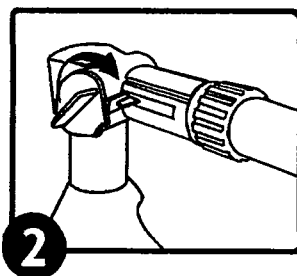
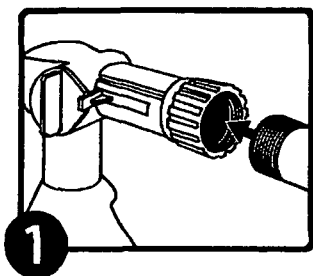
NEU1173H

Page 66 of 71

- 1 Attach garden hose to spray nozzle Turn on water supply
- 2 Bend safety tab down and turn control to "water"
- 3 Point nozzle toward plants and turn water control knob to "On" Product will automatically mix with water Spray moss thoroughly

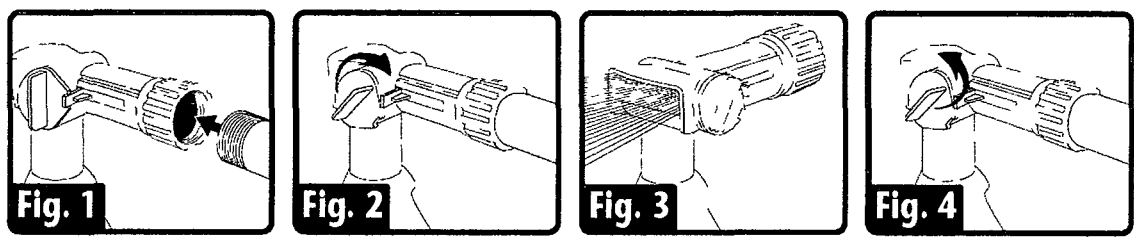
#### To Stop Spraying

- 1 When you are finished spraying or if you have to stop spraying at any time, turn the blue knob back to the OFF position
- 2 Turn off the water from the faucet
- 3 Turn the blue knob to H2O then OFF to drain the water from the hose
- 4 Unscrew spray nozzle from hose Remove hose end from container
- 5 Reseal the container with the child-resistant closure Rinse the hose-end applicator



OR

- 1 Shake container well before using
- 2 Connect a garden hose to the Ready Spray nozzle Make sure the dial on the nozzle is in the "OFF" position with the safety tab in the valve notch
- 3 Turn on the water at faucet Extend hose to the farthest area to be treated and work back toward the faucet so you don't come in contact with the treated area
- 4 To BEGIN spraying, point nozzle toward treatment site and
  - a Bend the safety tab back (located at the right of the yellow dial) with your thumb,
  - b Using your other hand, QUICKLY turn the dial clockwise until it stops Water will automatically mix with the product
- 5 Spray moss thoroughly Walk at a steady pace while spraying using an even sweeping motion, slightly overlapping treated areas
- 6 To STOP spraying QUICKLY turn the dial in the opposite direction of "ON" until it stops and the safety tab engages the notch on the valve Turn water off at faucet To relieve pressure before removing nozzle from hose, bend the safety tab back and turn dial "ON" until water stops spraying
- 7 To STORE unused product, make sure the dial is in the "OFF" position with safety tab in the valve notch Place in cool area away from heat, sunlight or open flame



OR

<ul style="list-style-type: none"> <li>• Ensure that the large Water Control Knob is turned to the "OFF" position</li> <li>• Connect sprayer to garden hose</li> </ul>	<ul style="list-style-type: none"> <li>• Turn the small Product Control Button so that the flat side aligns with the tab on the right side of the button, and push the button all the way in</li> <li>• Turn on water at faucet</li> </ul>	<ul style="list-style-type: none"> <li>• To spray, point nozzle where you want to spray and turn the large knob all the way to the left</li> <li>• To stop spraying, push small Product Control Button in from opposite side Turn large Water Control Knob to the right to the "OFF" position and turn off faucet</li> <li>• NOTE BEFORE DISCONNECTING HOSE (to relieve water pressure) Turn large Water Control Knob to the left, then turn "OFF" again</li> <li>• Disconnect garden hose from sprayer</li> <li>• To prevent accidental discharge when not in use, turn the small Product Control Button so that it is <u>NOT</u> aligned with the tab and cannot be pushed in</li> </ul>

1

What will I see?

NEU1173H

Page 68 of 71

Works quickly Treated moss or algae will turn brown or black Occasionally a darkening of the grass leaf blades can occur after treatment, however the grass will recover within a few days to weeks May stain thatch (dead grass under turf), this does not affect the health of the grass

### Use Precautions

Do not apply to drought stressed grass, ensure turf is well watered prior to application Do not apply when the daytime temperature will exceed 85°F Do not apply to bentgrass If unsure of grass sensitivity test spray a small area of turf Do not apply to newly seeded areas prior to grass seed germination Avoid spraying desirable plants Any desirable plants or structures accidentally contacted should be rinsed with water To avoid staining, wait until treated area dries before re-entry Do not apply if rainfall is expected within 3 hours of application Do not irrigate within 3 hours of application Do not apply to the same area more than 2 times a year

### STORAGE AND DISPOSAL

Do not contaminate water, food or feed by storage or disposal

**PESTICIDE STORAGE** Store in a secure place, away from open fire or flame Keep container closed and reseal after use If spilled, use absorbent materials and dispose of in an approved manner

**PESTICIDE DISPOSAL** Wastes resulting from the use of this product may be disposed of on site or at an approved waste disposal facility

**CONTAINER HANDLING** Nonrefillable container Do not reuse or refill this container Triple rinse container (or equivalent) promptly after emptying Triple rinse as follows

*(For containers equal to or less than five gallons use these directions)* Empty the remaining contents into application equipment or a mix tank and drain for 10 seconds after the flow begins to drip Fill the container ¼ full with water and recap Shake for 10 seconds Pour rinsate into application equipment or a mix tank or store rinsate for later use or disposal Drain for 10 seconds after the flow begins to drip Repeat this procedure two more times Offer for recycling, if available

*(For containers greater than five gallons use these directions)* Empty the remaining contents into application equipment or a mix tank Fill the container ¼ full with water Replace and tighten closures Tip container on its side and roll it back and forth, ensuring at least one complete revolution, for 30 seconds Stand the container on its end and tip it back and forth several times Turn the container over onto its other end and tip it back and forth several times Empty the rinsate into application equipment or a mix tank or store rinsate for later use or disposal Repeat this procedure two more times Offer for recycling, if available

### BATCH CODE

[The following claims and product information may or may not be presented on the product's label and labeling

NEU1173H

Page 69 of 71

-www.neudorff.com



- Selective Moss Killer
- Selective Moss Control
- Kills Moss Without Harming Turf Grasses
- Kills moss not turf
- Kills moss not grasses
- Turf Moss Killer
- Turf Moss Control
- Water-based
- With the provided hose-end sprayer, this container will treat XXX ft<sup>2</sup>
- Works in cool weather(down to 50 F)
- Rainfast in 3 hours
- Works fast
- See results the same day
- See results in hours
- Fast and effective
- No unpleasant odor
- Mix with water
- Does not contain (2,4-D) (MCPA) (Dicamba) (Mecoprop)
- Derived from iron (Fe)
- For non-selective (moss) weed and grass control, use [NEU1170H or NEU1171H – *insert product name*]
- Eliminates unwanted moss, algae and lichens quickly
- Kills algae, moss and lichens
- Kills moss and algae
- Moss killer
- Moss, algae and lichen killer
- Kills moss fast
- Kills moss, algae, and lichens quickly and effectively
- Moss and weed killer for turf
- Turf areas can be re-sown within one day of treatment with NEU1173H
- Can re-seed turf 1 day after spraying (applying)
- (Controls) (kills) (dandelions) (buttercup) (English daisy) (daisy) (clover)
- One gallon of concentrate will treat up to 10000 ft<sup>2</sup> (of turf)
- Can be used on new turf (1 week) after grass emergence
- Even works in cool weather
- Also works in cool weather
- Works in temperatures between 50 F and 85 F (10 C and 29°C)
- Effective at temperatures from 50°F to 85°F (10°C to 29°C)
- Treats up to XXXX ft<sup>2</sup> (of turf)
- Patent pending
- Patent #6 972,273

NEU1173H

Page 70 of 71

- (Helpful Hints ) Best results are obtained when applied in the Spring or Fall when environmental conditions are cool and there is ample moisture
- (Helpful Hints ) The best times to treat weeds are in the Spring when they are small and growing and in the Fall to eliminate many of next year's weeds
- People and pets can enter treated area when spray dries
- Ready-To-Spray
- Hose-End Bottle
- Hose-End Sprayer
- This product is ready to spray Just attach this bottle to your garden hose according to directions Water automatically mixes with the concentrate as you spray ]
- Tough on moss and disease, easy on turf
- Prevent disease and kill the moss!
- Kills most common turf diseases fast!
- Herbicide and Fungicide in 1 for turf!
- For healthy turf
- Easy-to-use moss and disease killer for turf
- Broadleaf moss and disease killer
- Disease and Moss Killer in one!
- (5 in 1!) (4 in 1!) (3 in 1!) [for use with the corresponding number of the following pests] Controls (Disease), (Weeds), (Moss) (Algae) and (Lichens) in turf
- Controls disease in turf, kills the moss
- Moss and disease killer for turf
- Cure your moss and disease problems fast
- Ideal moss & disease control for turf
- Iron-based disease & moss control for turf
- Turf Controls dollar spot, snow mold, and rust
- Turf Fungicide
- Controls (dollar spot), (snow mold), and (rust) on turf
- Prevents and controls turf diseases
- Promotes healthy, moss- and disease-free turf

[Optional warranty statements Registrant has choice of using any or none

#### **-NOTICE TO BUYER**

Seller warrants that this product conforms to the chemical description on this label and is reasonably fit for the purposes stated in the Directions for Use, subject to the inherent risks described above, when used in accordance with the Directions for Use under normal conditions To the extent consistent with applicable law, this warranty does not extend to use of this product contrary to label directions, or under abnormal use conditions, or under conditions not reasonably foreseeable to Seller To the extent consistent with applicable law, the Seller shall not be liable for any such use To the extent consistent with applicable law, the Seller makes no other warranties, either expressed or implied

Or

NEU1173H

Page 71 of 71

-Buyer assumes all responsibility for safety and use not in accordance with directions

Or

-Unconditionally Guaranteed by (company name) OUR COMMITMENT TO YOUR SATISFACTION If you are not happy with the way this product works in your garden, please let us know We will be happy to replace the product, refund your money, or substitute another (brand name) product Simply send your name, address and proof of purchase to (Company name & address) ]

Or

(company name) guarantees if for any reason you are not satisfied with this product, mail us proof of purchase to obtain a full refund of your purchase price