

67702-12

7-2-2003

11/12

**H02 MOSS KILLER CONCENTRATE****Active Ingredient:**

Potassium soap of fatty acids ..... 22.11%  
 Inert Ingredients: ..... 77.89%  
**Total:** ..... 100.00%

**ACCEPTED**  
~~XXXXXXXXXX~~  
 In EPA Letter Dated

JUL 2 2003

Under the Federal Insecticide,  
 Fungicide, and Rodenticide Act  
 as amended, for the pesticide  
 registered under EPA Reg. No.

67702-12**KEEP OUT OF REACH OF CHILDREN****WARNING/AVISO**

Si usted no entiende la etiqueta busque para que se la explique a usted en detalle. (If you do not understand the label, find someone to explain it to you in detail.)

<b>FIRST AID</b>	
IF IN EYES	-Hold eye open and rinse slowly and gently with water for 15-20 minutes. -Remove contact lenses, if present, after the first 5 minutes, then continue rinsing. -Call a poison control center or doctor for treatment advice.
IF ON SKIN OR CLOTHING	-Take off contaminated clothing. -Rinse skin immediately with plenty of water for 15-20 minutes. -Call a poison control center or doctor for treatment advice.
Have the product container or label with you when calling a poison control center or doctor or going for treatment.	

**NET CONTENTS****PRECAUTIONARY STATEMENTS – Non-Commercial****HAZARDS TO HUMANS AND DOMESTIC ANIMALS**

**WARNING:** Causes substantial but temporary eye injury. Causes skin irritation. Do not get in eyes, on skin or on clothing. Wear protective eyewear (goggles, face shield or safety glasses). Wash thoroughly with soap and water after handling. Remove contaminated clothing and wash before reuse.

**PRECAUTIONARY STATEMENTS - Commercial****HAZARDS TO HUMANS AND DOMESTIC ANIMALS**

2/12

**WARNING:** Causes substantial but temporary eye injury. Causes skin irritation. Do not get in eyes, on skin or on clothing.

**Personal Protective Equipment (PPE) Requirements:** Applicators and other handlers must wear: Coveralls over short-sleeved shirt and short pants, chemical-resistant gloves made of any waterproof material, chemical-resistant footwear plus socks, protective eyewear and chemical-resistant headgear for overhead exposure. A chemical-resistant apron must also be worn when cleaning equipment, mixing or loading.

Discard clothing and other absorbent materials that have been drenched or heavily contaminated with this product's concentrate. Do not reuse them. Follow manufacturer's instructions for cleaning/maintaining PPE. If no such instructions for washables, use detergent and hot water. Keep and wash PPE separately from other laundry.

**User Safety Recommendations:**

Users should:

Wash hands before eating, drinking, chewing gum, using tobacco or using the toilet.

Remove clothing immediately if pesticide gets inside. Then wash thoroughly and put on clean clothing.

Remove PPE immediately after handling this product. Wash the outside of gloves before removing. As soon as possible, wash thoroughly and change into clean clothing.

**ENVIRONMENTAL HAZARDS - Non-Commercial**

This product may be hazardous to aquatic invertebrates. Do not apply directly to water. Do not contaminate water when disposing of equipment washwaters or rinsate.

**ENVIRONMENTAL HAZARDS - Commercial**

This product may be hazardous to aquatic invertebrates. Do not apply directly to water, or to areas where surface water is present, or to intertidal areas below the mean high water mark. Do not contaminate water when cleaning equipment or disposing of equipment washwaters.

**DIRECTIONS FOR USE - Non-Commercial**

*It is a violation of Federal Law to use this product in a manner inconsistent with its labeling.*

**DIRECTIONS FOR USE - Commercial**

*It is a violation of Federal Law to use this product in a manner inconsistent with its labeling.*

3/12

Do not apply this product in a manner that will contact workers or other persons, either directly or through drift. Only protected workers may be in the area during application. For any requirements specific to your State or Tribe, consult the agency responsible for pesticide regulation.

**Agricultural Use Requirements**

Use this product in accordance with its labeling and with the Worker Protection Standard, 40 CFR part 170. This standard contains requirements for the protection of agricultural workers on farms, forests, nurseries, and greenhouses, and handlers of agricultural pesticides. It contains requirements for training, decontamination, notification, and emergency assistance. It also contains specific instructions and exceptions pertaining to the statements on this label about personal protective equipment (PPE), and restricted-entry interval. The requirements in this box only apply to uses of this product that are covered by the Worker Protection Standard (WPS).

**Entry-Restrictions:** Do not enter or allow worker entry into treated areas during the restricted-entry interval of 24 hours.

PPE required for early-entry to treated areas that is permitted under the Worker Protection Standard and that involves contact with anything that has been treated, such as plants, soil, or water, wear: coveralls over short-sleeved shirt and short pants, chemical-resistant gloves made of any waterproof material, chemical-resistant footwear plus socks, protective eyewear and chemical-resistant headgear for overhead exposure.

**Non-Agricultural Use Requirements**

The requirements in this box apply to uses of this product that are NOT within the scope of the Worker Protection Standard for agricultural pesticides (40 CFR Part 170). The WPS applies when this product is used to produce agricultural plants on farms, forests, nurseries, or greenhouses.

Keep unprotected persons and domestic animals out of treated areas until sprays have dried.

Read and follow all applicable directions and precautions on this label before using.

**PESTS:** H02 Moss Killer Concentrate is effective in controlling mosses, algae, lichens, and liverworts.

4/12

**SITES/NON-COMMERCIAL:** H02 Moss Killer Concentrate may be used on lawns, golf courses, parks, playgrounds and ornamental gardens.

**Other Sites:** H02 may also be used around and on homes and other buildings, and home greenhouses. It may be used on: roofs; cedar shakes and composition shingles; cedar siding; stucco; cedar, redwood and CCA-treated wood decks and fences; brick, stone and concrete walkways, sidewalks and driveways; growing containers; other structural surfaces; hardened bark of trees; bark mulch; pavement; gravel; patios; asphalt; automobile exteriors; and the exteriors of motor homes and boats.

**SITES/COMMERCIAL:** H02 Moss Killer Concentrate may be used in and around nurseries and greenhouses. It may be used on roofs, decks, siding, walkways, fences, growing containers, other structural surfaces, hardened bark of trees, lawns, turf (including golf courses, parks, playgrounds, cemeteries, athletic fields and office and industrial parks), and cultivated areas.

#### **APPLICATION DIRECTIONS – NON-COMMERCIAL**

**Golf Courses:** Dilute concentrate by mixing one part concentrate with 19 parts water. For putting greens, fairways and other areas apply 12 to 25 gallons per 1000 ft<sup>2</sup> (500 to 1000 gallons/acre).

**Parks and Playgrounds:** Dilute concentrate by mixing one part concentrate with 19 parts water (6.8 oz in 1 gallon water). Thoroughly soak moss with solution, applying 12 to 25 gallons per 1000 ft<sup>2</sup> (500 to 1000 gallons/acre). For thick moss (greater than 1 inch), use up to 50 gallons per 1000 ft<sup>2</sup>.

**Domestic Lawns and Ornamental Gardens:** Dilute concentrate by mixing one part concentrate with 19 parts water (6.8 oz in 1 gallon water). Thoroughly soak moss with solution, applying 12 to 25 gallons per 1000 ft<sup>2</sup> (500 to 1000 gallons/acre). For thick moss (greater than 1 inch), use up to 50 gallons per 1000 ft<sup>2</sup>.

**Follow-Up on Golf Courses, Parks, Playgrounds, Domestic Lawns and Ornamental Gardens:** Lightly rinse treated areas with water (1 gallon per 1000 ft<sup>2</sup> or less) 15 to 30 minutes after treatment to avoid grass and plant damage. Test spray a small area prior to using. Do not heavily irrigate for at least 6 hours. Re-apply every 2 weeks or as required. If it rains within one day of treatment, an additional application may be required. Moss will turn brown after a few days. Areas can be re-sown 5 days after treatment.

**Other Sites:** Dilute concentrate by mixing one part concentrate with 9 to 19 parts water (put 6.8 to 13 oz in 1 gallon water). Apply 8 to 12 gallons of solution per 1000 ft<sup>2</sup>. For thick moss (greater than 1 inch), use 25 gallons of solution per

5/12

1000 ft<sup>2</sup>. If moss is dry, thoroughly wet moss with water before treating. Repeat treatment annually, or when new moss or algae are visible.

**Automobiles, Motor Homes and Boats:** Use on the outside surfaces only. Spray thoroughly with soap solution using hose-end sprayer. Alternatively, dilute concentrate by mixing one part concentrate with 19 parts water (put 6.8 oz in 1 gallon water) in a pail and apply to surfaces using a brush. Scrub surfaces thoroughly and rinse with water.

## **APPLICATION DIRECTIONS – COMMERCIAL**

**Lawns, Turf and Cultivated Areas:** Dilute concentrate by mixing one part concentrate with 19 parts water (6.8 oz in 1 gallon water). Thoroughly soak moss with solution, applying 12 to 25 gallons per 1000 ft<sup>2</sup> (500 to 1000 gallons/acre). For thick moss (greater than 1 inch), use up to 50 gallons per 1000 ft<sup>2</sup>.

**Follow-Up on Grass and Turf:** Lightly rinse treated areas with water (1 gallon per 1000 ft<sup>2</sup> or less) 15 to 30 minutes after treatment to avoid grass/turf damage. Test spray a small area prior to using. Do not heavily irrigate for at least 6 hours. Re-apply every 2 weeks or as required. If it rains within one day of treatment, an additional application may be required. Moss will turn brown after a few days. Areas can be re-sown 5 days after treatment.

**Other Sites:** Dilute concentrate by mixing one part concentrate with 9 to 15 parts water (put 8 to 13 oz in 1 gallon water). Apply 8 to 12 gallons of water per 1000 ft<sup>2</sup>. For thick moss (greater than 1 inch), use 25 gallons of water per 1000 ft<sup>2</sup>. If moss is dry, thoroughly wet moss with water before treating. Repeat treatment annually, or when new moss or algae are visible.

**WHEN TO USE:** H02 Moss Killer Concentrate can be used at any time during the year. Best results are obtained with actively growing moss in the spring or fall. Do not use on lawns when temperature exceeds 85°F. During warmer weather apply late in the day. Application during cold weather may delay appearance of moss damage.

**METHODS OF APPLICATION (Non-Commercial):** Apply with any standard hand-held sprayer, backpack sprayer, tank sprayer, [hose-end sprayer (optional method)], mop, watering can or brush. Keep sprayer moving to get an even application. In areas of hard water, use water softeners.

**METHODS OF APPLICATION (Commercial):** Apply with standard spray equipment. Keep sprayer moving to get an even application. In areas of hard water, use water softeners.

6/12

[Optional hose-end sprayer directions that may be presented on the container or supplemental wording, either:

**-Hose-End Sprayer Directions**

Follow the directions for using the Hose-End sprayer. This XXX gallon bottle will cover up to XXX square feet.

**How to use hose-end sprayer:**

1. Remove the closure and save it for resealing the container when you are finished.
2. Insert the dip tube of the hose-end applicator into the bottle and seal the applicator head tightly to the bottle.
3. Connect spray nozzle to garden hose.
4. Turn on the water from the faucet.
5. When you are ready to spray, turn the blue knob on top so that it points to the MIX position on the spray head. (Fig. 1)
6. The spray deflector on the front of the hose-end applicator can be rotated to give a stream or fan spray. (Fig. 2)
7. When treating lawns, wait 15 to 30 minutes after spraying, and then lightly rinse treated area with water by using the H2O setting on the sprayer. This will reduce the likelihood of grass damage. Roofs and walls do not require rinsing.

**To stop spraying:**

1. When you are finished spraying or if you have to stop spraying at any time, turn the blue knob back to the OFF position. (Fig. 3)
2. Turn off the water from the faucet.
3. Turn the blue knob to H2O then OFF, to drain the water from the hose. (Fig. 4)
4. Unscrew spray nozzle from hose. Remove hose-end from container.
5. Reseal the container with the child-resistant closure. Rinse the hose-end applicator.]

7/12

[Optional Figure:

Figure 1




Figure 2

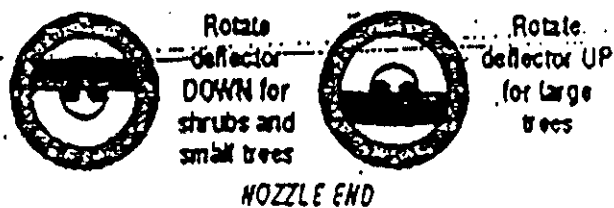


Figure 3

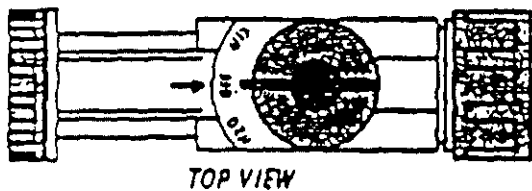
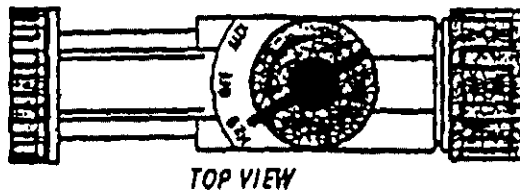


Figure 4

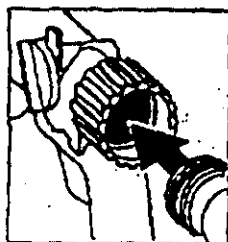


OR

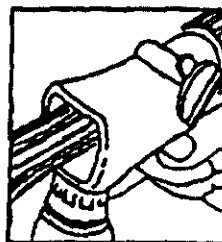
## HOSE END SPRAYER INSTRUCTIONS

Shake before using.

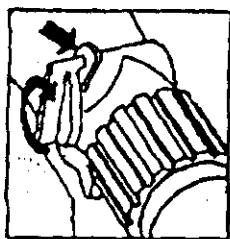
### HOW TO USE:



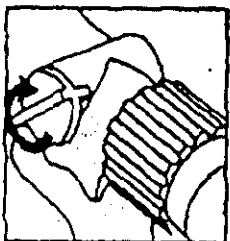
1. Attach garden hose to spray nozzle.
2. Turn on water supply.



4. Point nozzle toward plants and turn water control knob to "On". Product will automatically mix with water. Spray upper and lower leaf surfaces thoroughly.



3. Bend safety tab down and turn control to "water".



8/12

OR

**Test Spray Small Area Prior To Using.**

**Hose-End Sprayer Directions:**

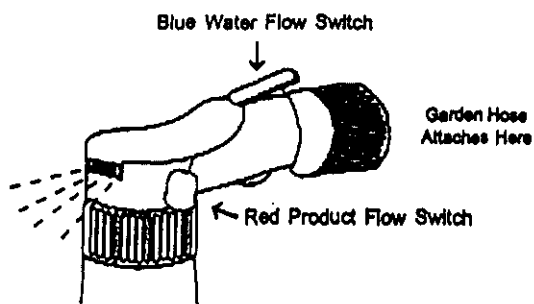
This 1 quart bottle will cover up to 500 square feet.

1. Before attaching the sprayer to garden hose, make sure that the blue water flow switch is in the "OFF" position and the red product flow switch is in the up, "CLOSED" position.
2. Connect spray nozzle to garden hose while pointing sprayer in a direction away from face and body.
3. Remove the white plastic safety tab marked "PULL OUT" in front of the red product flow switch.
4. To begin spraying, turn on water at the faucet; move blue water flow switch to the "ON" position; and, turn red product flow switch to the forward, "OPEN" position.

**To Stop Spraying:**

1. Turn blue water flow switch to "OFF" position and red product flow switch to "CLOSED" position.
2. Turn off the water at the faucet.
3. Unscrew spray nozzle from garden hose, rinse outside of container and store any unused product according to the Storage and Disposal Directions.

Optional Diagram





9/12

## USE PRECAUTIONS – COMMERCIAL

Do not use with spreaders or stickers.

### STORAGE AND DISPOSAL - Non-Commercial

**STORAGE:** Store this product in its original container and keep in a secure storage area out of reach of children and domestic animals. Store unused material, tightly closed, in original container only, away from open flame. Do not store at temperatures below 32°F.

#### CONTAINER DISPOSAL:

**If empty:** Do not reuse this container. Place in trash or offer for recycling if available.

**If partly filled:** Call your local solid waste agency or 1-800-CLEAN-UP for disposal instructions. Never place unused product down any indoor or outdoor drain.

### STORAGE AND DISPOSAL - Commercial

Do not contaminate water, food or feed by storage or disposal.

**STORAGE:** Store in a secure place, away from open fire or flame. Keep container closed and reseal after use. Product may be damaged by freezing. Do not store product below 32°F. If spilled, use absorbent materials and dispose of in an approved manner.

**PESTICIDE DISPOSAL:** Wastes resulting from the use of this product may be disposed of on site or at an approved waste disposal facility.

**CONTAINER DISPOSAL:** Triple rinse (or equivalent). Then offer for recycling or reconditioning, or puncture and dispose of in a sanitary landfill, or by incineration, or, if allowed by state and local authorities, by burning. If burned, stay out of smoke.

[Optional marketing claims and product information that may be presented on the container label or supplemental labeling:

- Eliminates unwanted moss, algae and lichens quickly
- Won't stain bricks, concrete or asphalt
- Kills within hours
- Fast acting
- Kills algae, moss and lichens
- Soap for killing moss.
- Moss killer.
- Moss, algae and lichen killer.
- Kills moss fast.
- Kills moss, algae, and lichens quickly and effectively.
- Removes green slime.
- Water based.

10/12

- Does not contain alcohol.
- Does not contain any metal salts, such as iron or zinc.
- No unpleasant odor.
- Low foaming.
- Will (Does) not stain.
- Will (Does) not stain concrete or other surfaces.
- Will (Does) not stain concrete, pavement, stucco or wood.
- Diluted H<sub>2</sub>O<sub>2</sub> Moss Killer Concentrate will not damage painted and metal surfaces.
- Will (Does) not darken grass.
- Will (Does) not damage gutters, metal flashing or downspouts.
- H<sub>2</sub>O<sub>2</sub> Moss Killer Concentrate can provide long-term control of moss on wooden roofs and structures.
- Kills moss to prolong life of roofs, decks, patios and walks.
- Destroys moss to prolong life of roofs, decks, patios and walks.
- Controlling moss and algae may add months or years of service to roofs, patios, decks, and such areas.
- H<sub>2</sub>O<sub>2</sub> Moss Killer Concentrate is a fast acting moss, algae and lichen killer for use on lawns, roofs, sidewalks, buildings, fences, decks, patios, bark mulch, driveways, and gravel.
- Higher concentrations of H<sub>2</sub>O<sub>2</sub> (10% and higher) may damage some plants. Rinse off of plants and automobiles that are accidentally sprayed.
- For best results on lawns use the higher spray volumes and thoroughly soak moss.
- Spray treated structures with water 1 week after treatment to remove dead moss and algae.
- For best results, physically remove dead moss one week after treatment.
- Pressure washing is a good method of removing dead moss from roofs.
- When spraying roofs it is best to spray "up-slope" to thoroughly treat the ends of the shingles.
- Freshly treated areas may be slippery. To avoid falling do not walk on freshly treated areas. Rinse treated walkways 1 day after treating to reduce slipperiness.
- In case of overspray onto non-target (desirable) plants, rinse immediately to avoid any possible damage.
- One gallon of concentrate will treat up to XXXX ft<sup>2</sup> of lawn.
- One gallon of concentrate will treat up to XXXX ft<sup>2</sup> of turf.
- One gallon of concentrate will treat up to XXXX ft<sup>2</sup> of roof or siding.
- Will not harm adjacent plants when used according to directions.
- May be used on moss, algae and lichens on mature, dormant trees, bark mulch, patios, benches, greenhouses, growing containers, gravel and structural surfaces.
- Ideal for use around homes and other buildings, as well as in gardens and parks.

11/12

- Can be used on lawns and structural surfaces (roofs, decks, patios, sidewalks, fences, etc.)
- Kills moss so grass can grow thicker and richer.
- Can be used to spot treat problem areas.
- Can be used to spot treat problem areas in lawns or gardens.
- Will not increase soil acidity.
- Cultural methods such as soil aeration, liming, improving sun exposure, improving drainage, and applying sand to lawns can make conditions less favorable to moss.
- Will not turn moss black.
- Will not blacken moss or darken grass.
- Patent pending
- Patent #XXXXXX
- Makes over XX gallons.
- (Fertilizer code N P K) 0 0 4
- 0 0 4
- Contains 4% potassium, present as potassium soap of fatty acids.
- If the moss is dry, lightly water area to be treated.
- Does not contain ferrous sulfate.
- For household use only.
- Sprayer reaches up to XX feet.
- What is this product and what will it do:** H02 Moss Killer Concentrate is a fast-acting moss, algae and lichen killer. On wood, concrete and asphalt a single application will control moss and algae for several months to one year. It does not stain concrete, pavement, stucco or wood.
- Where can I use this product?** H02 Moss Killer Concentrate can be used on cedar shakes and composition shingles, cedar siding, stucco, brick, stone or concrete walks and driveways and cedar, redwood or CCA treated wood decks and fences. Other sites include lawns, hardened bark of trees, bark mulch, patios, asphalt and gravel.
- What will I see?** Moss will quickly yellow and then turn brown. Unless moss is physically removed it may remain where it died until rain or wind remove it.
- 1 ounce = 2 tablespoons = 6 teaspoons
- Ready-To-Spray
- Hose-End Bottle
- Hose-end sprayer
- This product is ready to spray. Just attach this bottle to your garden hose according to directions. Water automatically mixes with the concentrate as you spray.
- Attach to garden hose and spray.
- Moss-Aside™ is a trademark of "W. Neudorff GmbH KG"
- www.neudorff.de



-Made with Moss-Aside™ Moss Killer, a trademark of W. Neudorff GmbH KG

12/12

-Contains Moss-Aside™ Moss Killer, a trademark of W. Neudorff GmbH KG  
Before...After!]

[Optional warranty statements. Registrant has choice of using any or none.

**-NOTICE TO BUYER**

Seller warrants that this product conforms to the chemical description on this label and is reasonably fit for purposes stated on this label only when used in accordance with directions under normal use conditions. This warranty does not extend to use of this product contrary to label directions, or under abnormal use conditions, or under conditions not reasonably foreseeable to seller. Buyer assumes all risk of any such use. Seller makes no other warranties, either expressed or implied.

Or

-Buyer assumes all responsibility for safety and use not in accordance with directions.

Or

-Unconditionally Guaranteed by (company name). OUR COMMITMENT TO YOUR SATISFACTION: If you are not happy with the way this product works in your garden, please let us know. We will be happy to replace the product, refund your money, or substitute another (brand name) product. Simply send your name, address and proof of purchase to (Company name & address).]

Registrant: W. Neudorff GmbH KG, Postfach 1209, An der Mühle 3,  
D-31860 Emmerthal, Germany

Sold under a license of "W. Neudorff GmbH KG, Germany".

EPA REG. NO. 67702-12

EPA EST. 67702-WG-1