

67702-11

10/2/2012

1/24



UNITED STATES ENVIRONMENTAL PROTECTION AGENCY
WASHINGTON, D C 20460

OFFICE OF CHEMICAL SAFETY
AND POLLUTION PREVENTION

OCT 2 2012

W Neudorff GmbH KG
c/o
Walter G Talarek
1008 Riva Ridge Drive
Great Falls, VA 22066-1620

Subject Amendment to add emergency medical information, make minor label corrections, and add marketing claims
EPA Registration No 67702-11
Primary Brand Name Neu 1128
Decision number 468959
Submission Date August 2 2012

Dear Mr Talarek

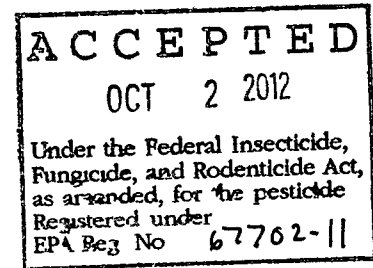
The label referred to above, submitted under FIFRA, as amended, is acceptable Please submit one final printed copy for the above mentioned label before releasing the product for shipment If you have any questions, please contact Gene Benbow at (703) 347-0235 or via email at benbow gene@epa gov

Sincerely,

Venus Eagle
Product Manager 01
Insecticide-Rodenticide Branch
Registration Division (7505P)

MASTER LABEL**NEU1128**

Active Ingredient	By Wt
Potassium Salts of Fatty Acids	47%
Other Ingredients	<u>53%</u>
Total	100%



Contains 4.07 lb Technical per Gallon

SUBLABEL A Household Use

SUBLABEL B Commercial/Agriculture Use

KEEP OUT OF REACH OF CHILDREN

WARNING/AVISO

Si usted no entiende la etiqueta busque para que se la explique a usted en detalle (If you do not understand the label, find someone to explain it to you in detail)

EPA REG NO 67702-11

EPA EST 67702-DEU-1

Registrant W Neudorff GmbH KG,
Postfach 1209, An der Muhle 3,
D-31860 Emmerthal, Germany

Household Use NET CONTENTS 0.64 oz , 8 oz , 16 oz 24 oz , 32 oz , 40 oz
64 oz , 1 gallon, 200 gallons, 211 gallons (800L)

Commercial Use NET CONTENTS 1 gallon, 2.5 gallons, 5 gallons 20 gallons
30 gallons, 55 gallon, 200 gallons and 211 gallons (800 liters)

SUBLABEL A Household Use

NEU1128

Active Ingredient	By Wt
Potassium Salts of Fatty Acids	47%
Other Ingredients	53%
Total	100%

Contains 4.07 lb Technical per Gallon

KEEP OUT OF REACH OF CHILDREN

WARNING/AVISO

EPA REG NO 67702-11

EPA EST 67702-DEU-1

Registrant W Neudorff GmbH KG,
Postfach 1209, An der Muhle 3,
D-31860 Emmerthal, Germany

NET CONTENTS 8oz, 16oz, 24oz, 32oz, 40oz, 64oz, 1 gallon, 200 gallons, 211 gallons (800L)

FIRST AID	
Have the product container or label with you when calling a poison control center or doctor or going for treatment	
IF IN EYES	Hold eye open and rinse slowly and gently with water for 15-20 minutes. Remove contact lenses, if present, after the first 5 minutes, then continue rinsing eye. Call a poison control center or doctor for treatment advice.
IF ON SKIN OR CLOTHING	Take off contaminated clothing. Rinse skin immediately with plenty of water for 15-20 minutes. Call a poison control center or doctor for treatment advice.
Have the product container or label with you when calling a poison control center or doctor or going for treatment [For additional information on this pesticide product, you may call the National Pesticide Information Center at 1-800-858-7378 for emergency medical treatment information] [alternatively, supplemental	

distributors may insert their own toll free numbers and hours of operation]]

PRECAUTIONARY STATEMENTS

Hazards to Humans and Domestic Animals WARNING Causes substantial but temporary eye injury Causes skin irritation Do not get in eyes, skin or on clothing Wear protective eyewear (goggles, face shield, or safety glasses) Wash thoroughly with soap and water after handling Remove contaminated clothing and wash clothing before reuse

Environmental Hazards This product may be hazardous to aquatic invertebrates To protect the environment, do not allow pesticide to enter or run off into storm drains, drainage ditches, gutters or surface waters Applying this product in calm weather or when rain is not predicted for the next 24 hours will help to ensure that wind or rain does not blow or wash pesticide off the treatment area Rinsing application equipment over the treated area will help avoid run off to water bodies or drainage systems

STORAGE AND DISPOSAL

PESTICIDE STORAGE Store this product in its original container and keep in a secure storage area out of reach of children and domestic animals

PESTICIDE DISPOSAL AND CONTAINER HANDLING

If empty Nonrefillable Do not reuse or refill this container Place in trash or offer for recycling if available

If partly filled Call your local solid waste agency for disposal instructions Never place unused product down any indoor or outdoor drain

Batch Code

DIRECTIONS FOR USE

It is a violation of Federal law to use this product in a manner inconsistent with its labeling

Please read entire label before using Use only as directed May be used on edible crops up to and including day of harvest after a minimum spray interval of 12 hours

[Directions for use for all size containers except 0 64 oz Subregistrants must use either A 'Directions for Mixing' section or B Hose End Sprayer Applicator Directions]

A DIRECTIONS FOR MIXING [for containers with no hose-end sprayer]

For 2% formulation mix 4 teaspoons of concentrate with 1 quart of water (or 2 oz concentrate with 3 quarts of water) Shake well before use

CONVERSIONS	
1 fluid ounce	6 teaspoons
1 pint	16 fluid ounces
1 quart	2 pints (32 fl oz)
1 gallon	4 quarts (128 fl oz)

**B [Hose End Sprayer Directions for containers with a hose end sprayer
Subregistrants must choose one of the following**

How to use hose-end sprayer

- 1 Connect spray nozzle to garden hose
- 2 Turn on the water from the faucet
- 3 When you are ready to spray turn the blue knob on top so that it points to the MIX position on the spray head (Fig 1)
- 4 The spray deflector on the front of the hose-end applicator can be rotated to give a stream or fan spray (Fig 2)

To stop spraying

- 1 When you are finished spraying or if you have to stop spraying at any time turn the blue knob back to the OFF position (Fig 3)
- 2 Turn off the water from the faucet
- 3 Turn the blue knob to H₂O then OFF to drain the water from the hose (Fig 4)
- 4 Unscrew spray nozzle from hose Remove hose end from container

Figure 1

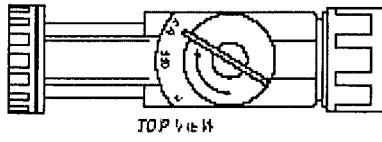


Figure 2

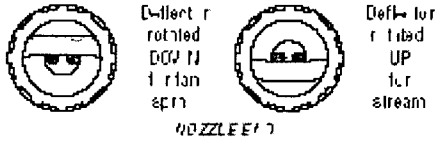


Figure 3

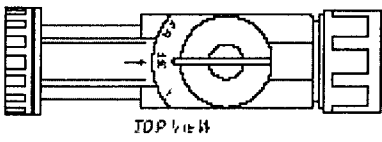
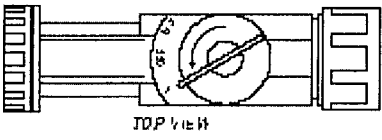


Figure 4

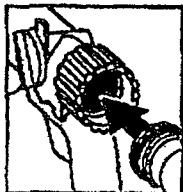


OR

HOSE END SPRAYER INSTRUCTIONS

Shake before using.


HOW TO USE.



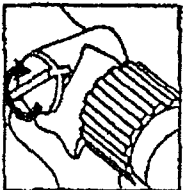
- 1 Attach garden hose to spray nozzle
2. Turn on water supply



- 4 Point nozzle toward plants and turn water control knob to "On" Product will automatically mix with water. Spray upper and lower leaf surfaces thoroughly



3. Bend safety tab down and turn control to "water"

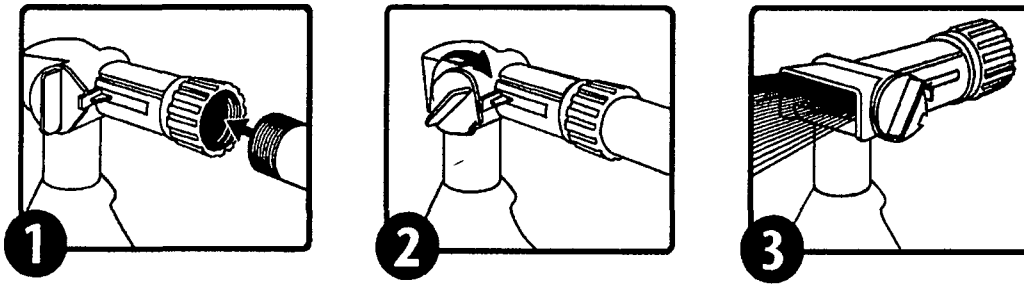


OR

- 1 Attach garden hose to spray nozzle Turn on water supply
- 2 Bend safety tab down and turn control to "water"
- 3 Point nozzle toward plants and turn water control knob to "On" Product will automatically mix with water Spray upper and lower leaf surfaces thoroughly

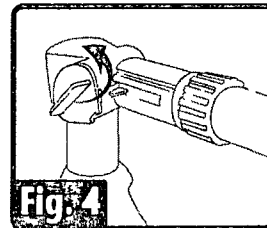
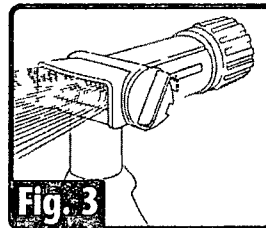
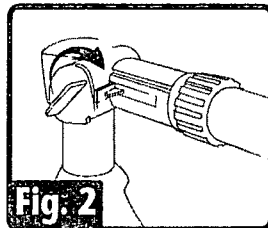
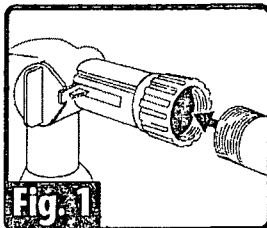
To Stop Spraying

- 1 When you are finished spraying or if you have to stop spraying at any time, turn the blue knob back to the OFF position
- 2 Turn off the water from the faucet
- 3 Turn the blue knob to H₂O then OFF, to drain the water from the hose
- 4 Unscrew spray nozzle from hose Remove hose end from container



OR

- 1 Shake container well before using
- 2 Connect a garden hose to the Ready Spray nozzle. Make sure the dial on the nozzle is in the 'OFF' position with the safety tab in the valve notch [Fig 1]
- 3 Turn on the water at faucet. Extend hose to the farthest area to be treated and work back toward the faucet so you don't come in contact with the treated area
- 4 To BEGIN spraying, point nozzle toward treatment site and
 - a Bend the safety tab back (located at the right of the yellow dial) with your thumb,
 - b Using your other hand QUICKLY turn the dial clockwise until it stops. Water will automatically mix with the product [Fig 2]
- 5 Spray moss thoroughly. Walk at a steady pace while spraying using an even sweeping motion, slightly overlapping treated areas [Fig 3]
- 6 To STOP spraying, QUICKLY turn the dial in the opposite direction of "ON" until it stops and the safety tab engages the notch on the valve [Fig 4]. Turn water off at faucet. To relieve pressure before removing nozzle from hose, bend the safety tab back and turn dial "ON" until water stops spraying
- 7 To STORE unused product, make sure the dial is in the "OFF" position with safety tab in the valve notch. Place in cool area away from heat, sunlight or open flame



OR

Dynasty Hose End Sprayer Directions

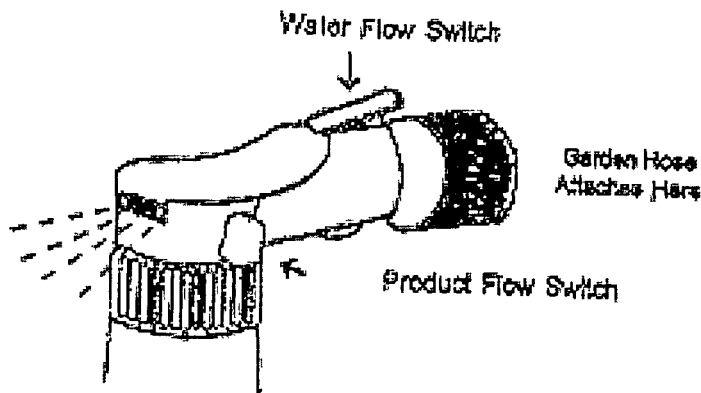
This xx ounce bottle will cover up to xxxx square feet

- 1 Before attaching the sprayer to garden hose, make sure that the Water Flow Switch (top switch) is in the "OFF" (to the rear) position
- 2 Connect spray nozzle to garden hose while pointing sprayer in a direction away from face and body
- 3 Remove the safety pin in front of the Product Flow Switch (side switch)
- 4 Rotate Product Flow Switch pin forward 90 deg to the "ON" position
- 5 Aim front of nozzle toward area to be covered and begin spraying by moving water valve (top switch) to the "ON" position (forward)

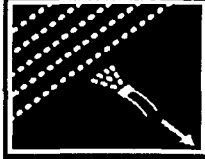
To Stop Spraying

- 1 Turn Water Flow Switch (top switch) to 'OFF" position (to the rear) and Product Flow Switch (side switch) back to the "OFF" position
- 2 Turn off the water at the faucet
- 3 Unscrew spray nozzle from garden hose, rinse outside of container and store any unused product according to the Storage and Disposal Directions

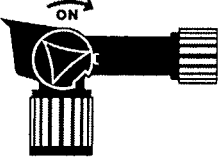
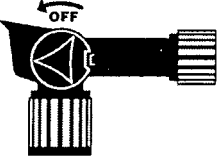
Optional Diagram



OR

<p>HOW TO USE Shake Well Before Use</p>	<p>CONNECT</p> <ol style="list-style-type: none">1 Shake well before use2 Connect sprayer to garden hose3 Turn on water <p>SPRAY</p> <ol style="list-style-type: none">1 Extend hose to farthest area to be treated point sprayer nozzle in direction to be sprayed2 Begin spraying <Insert sprayer-specific language here> <i>Hayes HP-2 and Calmar RTS sprayers</i> Press lock tab while using other hand to turn sprayer valve to ON position <i>Green Garden RTS sprayer</i> Turn sprayer valve to ON position3 Walk at a steady pace while spraying using an even sweeping motion and slightly overlap the treated areas Work back toward the faucet to avoid walking over wet treated grass  <p>FINISH</p> <ol style="list-style-type: none">1 To stop spraying < Insert sprayer-specific language here > <i>Hayes HP 2 RTS sprayer</i> Press lock tab while using other hand to turn sprayer valve to OFF position <i>Calmar & Green Garden RTS sprayers</i> turn sprayer valve to OFF position2 Turn off water at faucet3 Relieve water pressure in hose by turning sprayer valve back to WATER position until water slows to a drip then turn sprayer valve to OFF position4 Disconnect sprayer from hose
--	---

OR

<p>HOW TO ATTACH AND SPRAY</p>  	<ol style="list-style-type: none">1 Connect your garden hose to the bottle. Be sure the blue water control valve on top of the spray nozzle is in the OFF position.2 To begin spraying, turn on water at faucet. Point nozzle towards the area to be treated and Press lock tab while using other hand to turn sprayer valve to ON position.3 To stop spraying, turn the water control valve on top of the spray nozzle to OFF. Turn off faucet.4 Relieve water pressure by turning water control valve to the ON position until water slows to a drip. Turn water control valve back to OFF. Disconnect garden hose from bottle.5 The unused portion can be saved and used at a later date. <p>Tips for Applying</p> <ol style="list-style-type: none">1 Extend hose to the farthest plants to be treated and work back toward the faucet to avoid contacting wet treated plants.2 Use an even sweeping motion ensuring thorough coverage of both the top and bottom leaf surfaces.
---	--

]

PESTS/SITES AND APPLICATION INSTRUCTIONS

NEU1128 is a contact spray and pests must be sprayed directly to achieve control. NEU1128 will control powdery mildew and listed insect pests such as adelgids (woolly aphids), aphids, lacebugs, mealybugs, mites, grasshoppers, leafhoppers, scale insects, plant bugs, sawfly larvae (pear and rose slugs), psyllids, tent caterpillars, thrips, spider mites, earwigs, whitefly.

Apply a 2% diluted product using hand-held trigger sprayers, hand sprayers or backpack sprayers [for products sold with hose end sprayer, replace above options with 'hose end sprayer']. Thoroughly spray insect pests or powdery mildew on plants to wetting with diluted product. Repeat treatment weekly or bi-weekly if needed. NEU1128 is a contact spray and is effective in its liquid state. Efforts should be made to thoroughly reach all plant parts including undersides of leaves.

For use indoors, outdoors and in greenhouses on fruit and nut trees (e.g., apples, cherries, peaches, pears, pecans, almonds), corn, soybeans, melons, tomatoes, vegetables (e.g., beans, cabbage, cucurbits, peas, potatoes), figs, small fruits (e.g., grapes, strawberry, raspberry), citrus, houseplants, flowering, foliage and bedding plants, ornamental and shade trees (e.g., birch, evergreens, holly, oak).

USE RESTRICTIONS

Do not use on sweet peas, nasturtiums, delicate ferns

Do not spray when plants are under stress Use with care on new seedlings, transplants and blooms Do not spray during full sun Spray early in morning or evening or when overcast Soap spray may cause marking of some varieties If concerned about sensitivity of plants, apply to individual plants or small areas of plants and wait to determine if plant damage (phytotoxicity) occurs prior to treatment of larger areas

[Direction for use for 0 64 oz refill bottle only]

[This package][NEU1128] is to be used as a refill for 32 fl oz bottles of NEU1128 RTU Only

To refill NEU1128 RTU remove existing cap from top of [bottle][trigger] Fill bottle [with 31 4 fl oz of tap water][to refill line (31 4 fl oz) with tap water] Place [refill cap][refill cartridge][refill cartridge/cap] of NEU1128 on top of bottle and turn clockwise to secure cap and release refill concentrate into bottle Shake vigorously for 15-30 seconds to mix bottle contents prior to reusing Remove [Refill cap][Refill Cartridge] and discard Replace original cap prior to product application]

NOTICE TO BUYER

To the extent consistent with applicable law, seller warrants that this product conforms to the chemical description on this label and is reasonably fit for purposes stated on this label only when used in accordance with directions under normal use conditions This warranty does not extend to use of this product contrary to label directions or under abnormal use conditions, or under conditions not reasonably foreseeable to seller To the extent consistent with applicable law, buyer assumes all risk of any such use To the extent consistent with applicable law, seller makes no other warranties, either expressed or implied

[Marketing claims and product information that may be presented on the container or supplemental wording

- Insecticidal soap
- [Insecticidal]/[Fungicidal]/ [Miticidal] soap
- Insecticide/Miticide
- 3 in 1 Insecticide, Miticide Fungicide
- Insect spray

NEU1128 LABEL
12/23

- May be used up to day of harvest
- Can be used right up until day of harvest
- Rapidly degraded by soil microbes
- Insecticidal soaps are degraded rapidly by soil microbes
- Contact insecticide
- For use on (vegetables), (fruit and nut trees), (citrus), (berries), (ornamentals), (shrubs), (flowers), and (trees) in (homes), (gardens) and (greenhouses)
- Can be used in vegetable gardens
- Read Entire Container Label Before Using This Product
- CONTROLS** (Adelgids), (aphids), (earwigs), (grasshoppers) (lacebugs), (mealybugs), (mites), (plant bugs), (leafhoppers), (psyllids), (sawfly larvae), (scale insects), (tent caterpillars), (thrips), (whitefly), (woolly aphids), (powdery mildew) and other listed pests
- KILLS** (Adelgids), (aphids), (earwigs), (grasshoppers), (lacebugs), (mealybugs), (mites), (plant bugs), (leafhoppers), (psyllids), (sawfly larvae), (scale insects), (tent caterpillars) (thrips), (whitefly), (woolly aphids), (powdery mildew) and other listed pests
- Satisfaction guaranteed or your money back
- Easy to Use
- Can be used as part of an Integrated Pest Management System
- Compatible with Biological Control Agents, Beneficial Insects and Mites
- General Information** NEU1128 can be used to treat plants prior to biological control agent release and to treat "hot spots" for pest control in greenhouses with subsequent release of beneficial mites and insects
- Mode of Action** NEU1128 is a contact killer for both insect and mite pests It penetrates the body of pests and results in rapid death NEU1128 kills pests by disrupting membrane and cellular function
- Mode of Action** NEU1128 is a contact killer for (insects), (mites), and (powdery mildew)
- NEU1128 contains specially selected fatty acid salts (soaps) chosen for effective pest control NEU1128 has been formulated to provide optimum spreading
- NEU1128 is effective against the adult, larval and nymph stages of pests Pupal stages of some pests (e g whitefly) may also be affected
- May be applied to edibles up to day of harvest
- Money back guarantee
- Insect Killer
- Insect and powdery mildew spray
- [Insecticide]/[Miticide]/ [Fungicide]

-www.neudorff.com



-Neudosan™ is a trademark of W Neudorff GmbH KG
 -Made with Neudosan™ Insecticidal Soap, a trademark of W Neudorff GmbH KG

- Contains Neudosan™ Insecticidal Soap, a trademark of W Neudorff GmbH KG
- For use indoors-outdoors
- (Houseplants), (Flowers), (Fruits), (Vegetables), (Trees), (Shrubs)]
- Listed by the Organic Materials Review Institute (OMRI) for use in production of organic food and fiber
- Listed by the Organic Materials Review Institute (OMRI) for use in organic production
- OMRI Listed



-For Organic Gardening



-For Organic Production

- Kills listed insects through contact (in minutes)
- Controls powdery mildew, insects and mites
- provides quick control of pests in minutes
- Specially-formulated pesticidal soap to protect plants
- Controls powdery mildew
- Spray and harvest the same day
- [Optional Statements for Use on 0 64 oz refill bottle only
- [Economical [Concentrated] Refill
- [Refills][Refill for] NEU1128 RTU
- Less Packaging
- Save xx% vs ready-to-use products
- Good Value!

[Optional statements that may be presented on the container or supplemental wording when product is packaged with a hose end sprayer

-Hose-End Sprayer Directions

- Follow the directions for using the Hose-End sprayer
- No mixing-no mess!
- Attach to garden hose and spray
- This product is ready to spray Just attach this bottle to your garden hose according to directions Water automatically mixes with the concentrate as you spray
- Hose 'n Go!
- Ready-to-Spray]]

SUBLABEL B Commercial/Agricultural Use

NEU1128

Active Ingredient	By Wt
Potassium Salts of Fatty Acids	47%
Other Ingredients	<u>53%</u>
Total	100%

Contains 4.07 lb Technical per Gallon

KEEP OUT OF REACH OF CHILDREN

WARNING/AVISO

Si usted no entiende la etiqueta busque para que se la explique a usted en detalle (If you do not understand the label, find someone to explain it to you in detail)

EPA REG NO 67702-11

EPA EST 67702-DEU-1

Registrant W Neudorff GmbH KG,
Postfach 1209, An der Muhle 3,
D-31860 Emmerthal, Germany

NET CONTENTS 1 gallon, 2.5 gallons, 5 gallons, 20 gallons, 30 gallons, 55 gallon, 200 gallons and 211 gallons (800 liters)

Si usted no entiende la etiqueta, busque a alguien para que se la explique a Usted en detalle (If you do not understand the label, find someone to explain it to you in detail)

FIRST AID	
Have the product container or label with you when calling a poison control center or doctor or going for treatment	
IF IN EYES	Hold eye open and rinse slowly and gently with water for 15-20 minutes. Remove contact lenses, if present, after the first 5 minutes, then continue rinsing eye. Call a poison control center or doctor for treatment advice.
IF ON SKIN OR	Take off contaminated clothing.

CLOTHING	Rinse skin immediately with plenty of water for 15-20 minutes Call a poison control center or doctor for treatment advice
Have the product container or label with you when calling a poison control center or doctor or going for treatment [For additional information on this pesticide product, you may call the National Pesticide Information Center at 1-800-858-7378 for emergency medical treatment information[alternatively, supplemental distributors may insert their own toll free numbers and hours of operation]]	

PRECAUTIONARY STATEMENTS

Hazards to Humans and Domestic Animals **WARNING** Causes substantial but temporary eye injury Causes skin irritation Do not get in eyes, on skin or on clothing Wear protective eyewear (goggles, face shield, or safety glasses) Wash thoroughly with soap and water after handling Remove contaminated clothing and wash clothing before reuse

Personal Protective Equipment (PPE) Requirements

Handlers who may be exposed to the concentrate through mixing, loading, application, and other tasks must wear

- protective eyewear,
- coveralls worn over short-sleeved shirt and short pants,
- chemical-resistant footwear and socks,
- chemical-resistant gloves, such as barrier laminate butyl rubber, nitrile rubber, neoprene rubber, polyvinyl chloride and vitron,
- chemical resistant headgear for overhead exposure, and
- chemical-resistant apron when cleaning equipment mixing or loading

Discard clothing and other absorbent materials that have been drenched or heavily contaminated with this product's concentrate Do not reuse them When mixing and loading wear a chemical resistant apron When cleaning equipment add a chemical resistant apron Follow the manufacturer's instructions for cleaning/maintaining PPE If no such instructions for washables, use detergent and hot water Keep and wash PPE separately from other laundry

User Safety Recommendations

Users should

- Wash hands before eating, drinking, chewing gum, using tobacco or using the toilet
- Remove clothing/PPE immediately if pesticide gets inside Then wash thoroughly and put on clean clothing

- Remove PPE immediately after handling this product Wash the outside of gloves before removing As soon as possible, wash thoroughly and change into clean clothing

Environmental Hazards This product may be hazardous to aquatic invertebrates Do not apply directly to water, or to areas where surface water is present or to intertidal areas below the mean high water mark Do not contaminate water when disposing of equipment washwater or rinsate

STORAGE AND DISPOSAL

Do not contaminate water, food or feed by storage or disposal

PESTICIDE STORAGE Store this product in its original container and keep in a secure storage area out of reach of children and domestic animals

PESTICIDE DISPOSAL Wastes resulting from the use of this product may be disposed of on site or at an approved waste disposal facility

CONTAINER HANDLING Nonrefillable container Do not reuse or refill this container Triple rinse container (or equivalent) promptly after emptying Triple rinse as follows

(For containers equal to or less than five gallons use these directions) Empty the remaining contents into application equipment or a mix tank and drain for 10 seconds after the flow begins to drip Fill the container $\frac{1}{4}$ full with water and recap Shake for 10 seconds Pour rinsate into application equipment or a mix tank or store rinsate for later use or disposal Drain for 10 seconds after the flow begins to drip Repeat this procedure two more times Offer for recycling, if available

(For containers greater than five gallons use these directions) Empty the remaining contents into application equipment or a mix tank Fill the container $\frac{1}{4}$ full with water Replace and tighten closures Tip container on its side and roll it back and forth, ensuring at least one complete revolution, for 30 seconds Stand the container on its end and tip it back and forth several times Turn the container over onto its other end and tip it back and forth several times Empty the rinsate into application equipment or a mix tank or store rinsate for later use or disposal Repeat this procedure two more times Offer for recycling, if available

Batch Code

DIRECTIONS FOR USE

It is a violation of Federal law to use this product in a manner inconsistent with its labeling Read all directions for use before applying

Do not apply this product in a way that will contact workers or other persons, either directly or through drift Only protected handlers may be in the area during application For any requirements specific to your State or Tribe, consult the agency responsible for pesticide regulation

Agricultural Use Requirements

Use this product only in accordance with its labeling and with the Worker Protection Standard, 40 CFR part 170. This standard contains requirements for the protection of agricultural workers on farms, forests, nurseries, and greenhouses, and handlers of agricultural pesticides. It contains requirements for training, decontamination, notification, and emergency assistance. It also contains specific instructions and exceptions pertaining to the statements on this label about personal protective equipment (PPE), restricted-entry interval, and notification to workers. The requirements in this box only apply to uses of this product that are covered by the Worker Protection Standard.

Do not enter or allow worker entry into treated area during the restricted-entry interval of 12 hours.

PPE required for early entry to treated areas that is permitted under the Worker Protection Standard and that involves contact with anything that has been treated, such as plants, soil, or water, is coveralls over short-sleeved shirt and short pants, chemical-resistant gloves, such as barrier laminate, butyl rubber, nitrile rubber, neoprene rubber, polyvinyl chloride and Viton, chemical-resistant footwear and socks, protective eyewear, and chemical-resistant headgear for overhead exposure.

Non-Agricultural Use Requirements

The requirements of this box apply to uses of this product that are not within the scope of the Worker Protection Standard for agricultural workers (40 CFR Part 170). The WPS applies when this product is used to produce agricultural plants on farms, forests, nurseries, or greenhouses.

DIRECTIONS FOR MIXING

For 2% formulation, mix 2 gal of product/100 gal of water (4.07 lb Tech/gal). Add sufficient water to the mixing tank to allow proper agitation by pump or paddles. Continue stirring while adding first the NEU1128 then the remaining water.

Hard water in excess of 300 ppm should be conditioned to reduce its hardness prior to mixing with NEU1128.

TANK MIXING

NEU1128 may be combined with other pesticides to broaden the target spectrum, improve the level of kill, provide residual kill, and enhance coverage. When used as a tank-mix, observe all directions for use, crops, use rates, dilution ratios, precautions, and limitations, which appear on the tank mix product label. Follow the label directions for the most restrictive of label precautions and

limitations Do not mix this product with any other product that prohibits such mixing Tank mixtures are permitted only in those states where the tank mix partner is registered For tank mixing with companion pesticides, use NEU1128 at a rate of 1% formulation (1 gallon of concentrate to 100 gallons of water) For example, certain caterpillars and leaf feeding beetles (e.g. Elm leaf beetle) can be controlled with tank mixes of 1 gallon of NEU1128 per 100 gallons of water plus a standard pesticide

Order of Tank Mixing

- water
- water conditioner (if needed)
- conventional pesticide - add other products in the following order water-soluble bags, wettable powders, dry flowables, liquid flowables, ECs, and soluble materials such as fertilizers
- NEU1128

Also, if appropriate give a Tank Mix Compatibility Test Using a 2 quart jar add the proportionate amounts of the products (in the order recommended above) to 1 qt water After thorough mixing, let it stand for 5 minutes If the combination remains mixed or can be re-mixed readily, it is compatible Once compatibility is proven, use the same procedure for adding required products to the spray tank

Manzate and dithane products are incompatible with NEU1128

Combining this product with sulfur or applying this product within 3 days of sulfur application may increase the plant damage caused by sulfur on sensitive plants (e.g., grape) Do not tank mix NEU1128 with sulfur when temperatures are higher than 90°F

Do not allow tank mixes to sit for longer than 24 hours Mix and spray as soon as possible

NEU1128 alone only requires stirring prior to use Continue to stir tank mixes of NEU1128 with other pesticides throughout use If using equipment without pump or paddle, shake often during use Flush fluid in sprayer hose lines back into the tank if stirring is interrupted

APPLICATION INSTRUCTIONS

For field applications apply 2% formulation, 2 gal of product/100 gal of water (4.07 lb Tech/gal), at a rate of 75 to 200 gal/acre (6.10 to 16.26 lbs ai/acre) using ground spray equipment For best results commence treatment when infestation is first noticed Thoroughly spray insect pests or powdery mildew on plants with diluted product to wetting Minimize run-off to reduce plant injury on sensitive plants NEU1128 is a contact spray and is effective in its liquid state Pests

need to be contacted with spray solution to be effective Efforts should be made to thoroughly reach all plant parts including undersides of leaves

Repeat treatment every one to two weeks as needed Apply to a maximum of three consecutive applications to ensure plant injury does not occur Additional applications may be possible if previous experience with repeat applications of the product under the same conditions have not produced plant injury

May be used on edible crops up to and including day of harvest after a minimum spray interval of 12 hours

PESTS/SITES

NEU1128 will control powdery mildew and listed insect pests such as adelgids (woolly aphids), aphids, lacebugs, mealybugs, mites, leafhoppers, scale insects, plant bugs, sawfly larvae (e.g. pear and rose slugs), psyllids, tent caterpillars, spider mites, earwigs, and whitefly

Crop	Pest
Fruit trees such as apples, apricots, cherries, nectarines, peaches, pears, plums, and prunes Nut trees such as pecans and almonds	aphids mites, plant bugs, leafhoppers, earwigs mealybugs, psyllids, sawfly larvae (pear slugs), scale insects, spider mites, tent caterpillars,
Citrus	aphids, mealybugs, mites, scale insects
Olives	aphids, scale insects, spider mites

Additional restrictions for this use

- For tent caterpillars apply at a rate of 3% formulation (3 gal of product/100 gal of water) directly on larvae
- Do not exceed a maximum spray volume of 400 gal/acre on apples
- Use with care on pears after delayed dormant stage due to potential for fruit marking
- Do not exceed a maximum rate of 100 gal/acre on smooth skinned stone fruit up to fruit formation
- Do not exceed a maximum rate of 175 gal/acre on peaches
- Do not use on yellow skinned nectarines
- If sooty mold is present on citrus, application of product may result in fruit marking

Crop	Pest
Small fruits (grapes, strawberry, blueberry, raspberry, cranberry)	aphids, mealybugs, mites, scale insects, leafhoppers, plant bugs, powdery mildew

Additional restrictions for this use

-Do not use on table grapes once they become 6-7 mm in diameter (removes waxy bloom) or use at lowest recommended rate (75 gal/acre)

Crop	Pest
Ornamental and shade trees (flower and foliage plants birch, flowering cherry, dogwood, evergreens, hawthorn, holly, magnolia, maple, oak, flowering peach, privet, pyracantha, sycamores)	aphids, lacebugs, mealybugs mites, plant bugs, psyllids, sawfly larvae, leafhoppers, spider mites, whiteflies, woolly aphids (adelgids), tent caterpillars powdery mildew
Flowering, foliage, bedding plants and houseplants – greenhouse and outdoors	aphids, lacebugs, mites, scale insects, spider mites, leafhoppers, whiteflies, sawfly larvae (rose slugs), earwigs, powdery mildew

Additional restrictions for this use

-For tent caterpillars apply at a rate of 3% formulation (3 gal of product/100 gal of water) directly on larvae
 -For Cooley spruce gall adelgids apply at a rate of 4% formulation (4 gal of product/100 gal of water) Test for tree sensitivity before applying at this rate
 Applications in early spring before bud break or in the fall on hardened off foliage is recommended

Crop	Pest
Alfalfa, canola, cotton, peanuts, soybeans, tobacco, wheat	aphids, fleahoppers, mites, plant bugs, whiteflies
Corn (field, sweet)	Aphids
Sugar beets	mites, aphids
Vegetables - field and greenhouse (e.g asparagus, beans, beets, broccoli, Brussel sprouts, cabbage, cauliflower, celery, collards, corn, cucurbits, eggplant, herbs and spices, kale, lettuce, lima beans, melon, mustard greens peas, potatoes, peppers, radishes,	aphids, mites, plant bugs, whiteflies, powdery mildew

NEU1128 LABEL
21/23

spinach, squash, tomatoes, turnips)	
Hops, banana, pineapple	aphids leafhoppers, mealybugs, spider mites, plant bugs, scale insects, whiteflies

Additional restrictions for this use

- To control green peach aphid, tank mixing with another pesticide is necessary
- When applications are made in less than 25 gallons of water per acre, use 2 quarts of product per acre

USE RESTRICTIONS

Do not spray when plants are under stress Do not apply to new seedlings and transplants without determining sensitivity (phytotoxicity) first Do not spray during full sun Spray early in morning or evening or when overcast Do not apply to evergreens during drought and use caution when tender new foliage is present If concerned about sensitivity of plants, apply to individual plants or small areas and wait a couple days to determine if plant damage occurs prior to treatment of larger areas

Do not use on sweet peas, nasturtiums, delicate ferns or Calmeria and Italia varieties of grapes

Use with care when used on azaleas, bleeding heart camelia corn, euphorbia, fuchsia, gardenia geraniums, impatiens, hawthorn, horse chestnut, jade plant, Japanese maple lantana, mountain ash ornamental ivy, palms, succulents Sensitivity varies with plant varieties If concerned about sensitivity of plants, apply to individual plants or small areas of plants and wait to determine if plant damage (phytotoxicity) occurs before treating larger areas

Use with care on blooms Determine sensitivity before spraying


Poinsettias may be sensitive Do not apply after coloring of bracts has begun

NOTICE TO BUYER

To the extent consistent with applicable law, seller warrants that this product conforms to the chemical description on this label and is reasonably fit for purposes stated on this label only when used in accordance with directions under normal use conditions This warranty does not extend to use of this product contrary to label directions, or under abnormal use conditions, or under conditions not reasonably foreseeable to seller To the extent consistent with applicable law, buyer assumes all risk of any such use To the extent consistent with applicable law, seller makes no other warranties, either expressed or implied

[Marketing claims and product information that may be presented on the container or supplemental wording
-[Insecticidal]/[Fungicidal]/[Miticidal] soap

- Insect spray
- Insect and powdery mildew spray
- May be used up to day of harvest
- Can be used right up until day of harvest
- Rapidly degraded by soil microbes
- Insecticidal soaps are degraded rapidly by soil microbes
- Contact insecticide
- For use on (vegetables) (fruit and nut trees), (citrus), (berries), (ornamentals), (shrubs), (flowers), and (trees) in (homes), (gardens) and (greenhouses)
- Can be used in vegetable gardens
- Read Entire Container Label Before Using This Product
- CONTROLS (Adelgids), (aphids) (earwigs), (grasshoppers) (lacebugs), (mealybugs), (mites), (plant bugs), (leafhoppers), (psyllids), (sawfly larvae), (scale insects), (tent caterpillars), (thrips), (whitefly), (woolly aphids), (powdery mildew) and other listed pests
- KILLS (Adelgids), (aphids), (earwigs), (grasshoppers), (lacebugs), (mealybugs) (mites), (plant bugs) (leafhoppers), (psyllids), (sawfly larvae), (scale insects), (tent caterpillars), (thrips), (whitefly), (woolly aphids), (powdery mildew) and other listed pests
- Satisfaction guaranteed or your money back
- Easy to Use
- [Insecticide]/[Miticide]/ [Fungicide]
- Can be used as part of an Integrated Pest Management System
- Compatible with Biological Control Agents, Beneficial Insects and Mites
- General Information** NEU1128 can be used to treat plants prior to biological control agent release and to treat "hot spots" for pest control in greenhouses with subsequent release of beneficial mites and insects
- Mode of Action** NEU1128 is a contact killer for both insect and mite pests It penetrates the body of pests and results in rapid death NEU1128 kills pests by disrupting membrane and cellular function
- Mode of Action** NEU1128 is a contact killer for (insects), (mites), and (powdery mildew)
- NEU1128 contains specially selected fatty acid salts (soaps) chosen for effective pest control NEU1128 has been formulated to provide optimum spreading
- NEU1128 is effective against the adult, larval and nymph stages of pests Pupal stages of some pests (e.g. whitefly) may also be affected
- www.neudorff.com


-Neudosan™ is a trademark of W Neudorff GmbH KG

NEU1128 LABEL
23/23

-Made with Neudosan™ Insecticidal Soap, a trademark of W Neudorff GmbH KG

-Contains Neudosan™ Insecticidal Soap, a trademark of W Neudorff GmbH KG]

-Listed by the Organic Materials Review Institute (OMRI) for use in production of organic food and fiber

-Listed by the Organic Materials Review Institute (OMRI) for use in organic production

-OMRI Listed



-For Organic Gardening



-For Organic Production

-The active ingredient in this product is exempted from the requirement of a tolerance for residues in or on all food commodities when used in accordance with good agricultural practice

- Kills listed insects through contact (in minutes)

-Controls powdery mildew, insects and mites

-provides quick control of pests in minutes

- Specially-formulated pesticidal soap to protect plants

- Controls powdery mildew

- Spray and harvest the same day