



UNITED STATES ENVIRONMENTAL PROTECTION AGENCY  
WASHINGTON, D.C. 20460

OFFICE OF  
PREVENTION, PESTICIDES AND  
TOXIC SUBSTANCES

**NOTIFICATION**

JUL 20 2007

JUL 20 2007

Walter G. Talarek PC  
Authorized Agent for W. Neudorff GmbH KG  
1008 Riva Ridge Road  
Great Falls, VA 22066-1620

SUBJECT: Applications for Pesticide Notification – Delete U.S. Patent Numbers  
H01 RTU Herbicidal Soap EPA Reg. No. 67702-7  
✓ H01 Concentrate Herbicidal Soap EPA Reg. No. 67702-8  
Applications Dated June 25, 2007

Dear Mr. Talarek:

The Agency is in receipt of your Applications for Pesticide Notification under Pesticide Registration Notice (PRN) 98-10 for the above products. The Registration Division (RD) has conducted a preliminary screen of these requests for their applicability under PRN 98-10 and finds that the actions requested fall within the scope of PRN 98-10. The labels submitted with the applications have been stamped "Notification" and will be placed in our records.

In the future, you may want to change the Warranty Statements, i.e., add the phrase "To the extent consistent with applicable law" per EPA guidance regarding acceptable Warranty Statements.

If you have any questions, please me directly at 703-305-6249 or Terri Stowe of my staff at 703-305-6117.

Sincerely,

A handwritten signature in black ink, appearing to read "Linda Arrington".

Linda Arrington  
Notifications & Minor Formulations Team Leader  
Registration Division (7505P)  
Office of Pesticide Programs

2/18

Print Form

Please read instructions on reverse before completing form.

Form Approved. OMB No. 2070-0060. Approval expires 2-2-



United States  
Environmental Protection Agency  
Washington, DC 20460

<input type="checkbox"/>	Registration
<input type="checkbox"/>	Amendment
<input checked="" type="checkbox"/>	Other

OPP Identifier Number

### Application for Pesticide - Section I

1. Company/Product Number 67702-8	2. EPA Product Manager Joanne Miller	3. Proposed Classification <input checked="" type="checkbox"/> None <input type="checkbox"/> Restrict
4. Company/Product (Name) H01 Concentrate Herbicidal Soap	PM# 23	
5. Name and Address of Applicant (Include ZIP Code) W. Neudorff GmbH KG c/o Walter G. Talarek PC 1008 Riva Ridge Drive Great Falls, VA 22066-1620 <input type="checkbox"/> Check if this is a new address	6. Expedited Review. In accordance with FIFRA Section 3(c)(3) (b)(i), my product is similar or identical in composition and labeling to: EPA Reg. No. _____ Product Name _____	

### Section - II

<input type="checkbox"/> Amendment - Explain below.	<input type="checkbox"/> Final printed labels in response to Agency letter dated _____	<b>NOTIFICATION</b>  JUL 20 2007
<input type="checkbox"/> Resubmission in response to Agency letter dated _____	<input type="checkbox"/> "Me Too" Application.	
<input checked="" type="checkbox"/> Notification - Explain below.	<input type="checkbox"/> Other - Explain below.	

**Explanation:** Use additional page(s) if necessary. (For section I and Section II.) Notification of deletion of product's US Patent Number from the product's label per PR Notice 98-10. The label also incorporates the changes made by notification dated August 10, 2006. This notification is consistent with the provisions of PR Notice 98-10 and EPA regulations at 40 CFR 152.46, and no other changes have been made to the labeling or the confidential statement of formula of this product. I understand that it is a violation of 18 USC Sec. 1001 to willfully make any false statement to EPA. I further understand that this notification is not consistent with the terms of PR Notice 98-10 and 40 CFR 152.46, this product may be in violation of FIFRA and I may be subject to enforcement action and penal-

**Section - III** ties under sections 12 and 14 of FIFRA.

### 1. Material This Product Will Be Packaged In:

Child-Resistant Packaging <input type="checkbox"/> Yes <input type="checkbox"/> No	Unit Packaging <input type="checkbox"/> Yes <input type="checkbox"/> No	Water Soluble Packaging <input type="checkbox"/> Yes <input type="checkbox"/> Text <input type="checkbox"/> No	2. Type of Container <input type="checkbox"/> Metal <input type="checkbox"/> Plastic <input type="checkbox"/> Glass <input type="checkbox"/> Paper <input type="checkbox"/> Other (Specify) _____
* Certification must be submitted		If "Yes" Unit Packaging wgt.      No. per container	If "Yes" Package wgt      No. per container

3. Location of Net Contents Information <input type="checkbox"/> Label <input type="checkbox"/> Container	4. Size(s) Retail Container	5. Location of Label Directions <input type="checkbox"/> On Label <input type="checkbox"/> On Labeling accompanying product
6. Manner in Which Label is Affixed to Product <input type="checkbox"/> Lithograph <input type="checkbox"/> Paper glued <input type="checkbox"/> Stenciled		<input type="checkbox"/> Other _____

### Section - IV

1. Contact Point (Complete items directly below for identification of individual to be contacted, if necessary, to process this application.)

Name Walter G. Talarek	Title Authorized Agent	Telephone No. (Include Area Code) 703-759-4837
---------------------------	---------------------------	---

### Certification

I certify that the statements I have made on this form and all attachments thereto are true, accurate and complete. I acknowledge that any knowingly false or misleading statement may be punishable by fine or imprisonment or both under applicable law.

6. Date Application Received  
(Stamped)

2. Signature 	3. Title Authorized Agent
4. Typed Name Walter G. Talarek	5. Date June 25, 2007

3/18

**SUBLABEL A: Home and Garden Use**

**H01 CONCENTRATE HERBICIDAL SOAP**

**Active Ingredient:**

Ammoniated soap of fatty acids .....	22%
Other Ingredients: .....	<u>78%</u>
<b>Total:</b>	<b>100%</b>

**NOTIFICATION**

**JUL 20 2007**

**KEEP OUT OF REACH OF CHILDREN**

**WARNING**

EPA REG. NO. 67702-8

EPA EST. 67702-WG-1

NET CONTENTS: 8 fl. oz., 16 fl. oz., 27 fl. oz, 32 fl. oz., 54 fl. oz, 64 fl. oz., 1 gallon, 130 fl. oz.

<b>FIRST AID</b>	
<b>IF IN EYES</b>	-Hold eye open and rinse slowly and gently with water for 15-20 minutes. Remove contact lenses, if present, after the first 5 minutes, then continue rinsing eye. -Call a poison control center or doctor for treatment advice
<b>IF ON SKIN OR CLOTHING</b>	-Take off contaminated clothing. -Rinse skin immediately with plenty of water for 15-20 minutes. -Call a poison control center or doctor for treatment advice.
<b>IF SWALLOWED</b>	-Call a poison control center or doctor immediately for treatment advice. -Have person sip a glass of water if able to swallow. -Do not induce vomiting unless told to by a poison control center or doctor. -Do not give anything by mouth to an unconscious person.
<b>IF INHALED</b>	-Move person to fresh air. -If person is not breathing call 911 or an ambulance, then give artificial respiration, preferably mouth-to-mouth, if possible. -Call a poison control center or doctor for further treatment advice.
Have the product container or label with you when calling a poison control center or doctor or going for treatment.	

**PRECAUTIONARY STATEMENTS**

**HAZARDS TO HUMANS AND DOMESTIC ANIMALS**

**WARNING:** Causes substantial but temporary eye injury. Causes skin irritation. Harmful if inhaled. Avoid breathing vapor or spray mist. Do not get in eyes, on skin or on clothing. Wear eye protection (goggles, face shield or safety glasses), long-sleeved shirt, long pants, socks, shoes and rubber gloves. After this product is diluted in accordance with label directions, eye protection, gloves and long sleeves are not required. Wash thoroughly with soap and water after handling. Remove contaminated clothing and wash before reuse.

**ENVIRONMENTAL HAZARDS**

This product may be hazardous to aquatic invertebrates. Do not apply directly to water. Do not contaminate water when disposing of equipment washwaters or rinsate.

**DIRECTIONS FOR USE**

*It is a violation of Federal Law to use this product in a manner inconsistent with its labeling.*

[The registrant may use either Subsection A or Subsection B:

**Subsection A: For Control of Weeds, Grass, Moss & Algae]****Application Directions**

[The registrant may use either of the following application directions sections, either:]

“Shake well before using. Mix one part H01 with 5 parts water (26 oz. in 1 gallon of water). Apply the mixed solution at 2.5 – 7.5 gallons/1,000 ft<sup>2</sup> (3 – 9 fl. oz./yard<sup>2</sup>) For annual weeds, use at the lower rates. For perennial and more established weeds, use at higher rate. Any standard hand-held or backpack sprayer can be used. Spray weed thoroughly, using a coarse nozzle setting to reduce drift. Thorough coverage is extremely important. For spot treatment of individual weeds, apply the mixed solution to the center of plant to the point of runoff. Plant damage will be visible from a few hours to 2 days after spraying. Repeat treatment every 2 to 3 weeks to control new weeds growing from seed and re-growth from bi-annual and perennial weeds. Avoid spraying desirable plants.

H01 can be used at any time during the year. The best results are obtained with young, actively growing weeds, less than 5 inches high. H01 works best during warm and dry conditions. Application during cold weather may delay appearance of plant damage. If rain falls within 3 hours of treatment, an additional spray may be required.

Thoroughly wash equipment after use.”

OR

“Shake well before using. Mix 26 oz. of H01 in 1 gallon of water and spray weeds until runoff. Apply the mixed solution at 2.5 – 7.5 gallons/1,000 ft<sup>2</sup> (3 – 9 fl. oz./yard<sup>2</sup>). Any standard hand-held or backpack sprayer can be used. Spray weeds thoroughly, using a

coarse nozzle setting to reduce drift. Thorough coverage is extremely important. For spot treatment of individual weeds, apply the mixed solution to the center of plant to the point of runoff. Plant damage will be visible from a few hours to 2 days after spraying. Repeat treatment every 2 to 3 weeks to control new weeds growing from seed and re-growth from bi-annual and perennial weeds. Avoid spraying desirable plants.

H01 can be used at any time during the year. The best results are obtained with young, actively growing weeds, less than 5 inches high. H01 works best during warm and dry conditions. Application during cold weather may delay appearance of plant damage. If rain falls within 3 hours of treatment, an additional spray may be required.

Thoroughly wash equipment after use.”

#### Use Sites:

[The registrant may use either of the following use site descriptions, either:]

“Grapes, small fruits, tomatoes, vegetables (e.g., artichokes, beans, corn, ginseng, herbs, peas, peanuts, potatoes, sugarbeets, sunflowers, sweet potatoes and yams).

Ornamental herbaceous plants, ornamental lawns and turf, ornamental woody shrubs and vines and ornamental shade trees.

Around and on buildings, sidewalks, fences, bark mulch, driveways, patios and gravel.”

OR

“Use on weeds within vegetable and flower gardens, landscaped areas, and lawns. Also use on weeds in the vicinity of small fruits and fruit trees.

Around and on buildings, sidewalks, fences, bark mulch, driveways, patios and gravel.”

#### Pests:

Weeds controlled or suppressed by H01 include the following:

chickweed	<i>Stellaria media</i>
corn spurry	<i>Spergula arvensis</i>
groundsel	<i>Senecio</i> spp.
lamb's-quarters	<i>Chenopodium album</i>
mouse-eared chickweed	<i>Cerastium vulgatum</i>

mustards  
 plantain  
 redroot pigweed  
 round leaved mallow  
 sheep sorrel

*Brassica* spp.  
*Plantago* spp.  
*Amaranthus retroflexus*  
*Malva* spp.  
*Rumex acetosella*

shepherd's-purse  
 stinkweed  
 annual bluegrass  
 large crabgrass  
 perennial ryegrass  
 creeping red fescue  
 hard fescue  
 colonial bentgrass

*Capsella bursa-pastoris*  
*Thlaspi arvense*  
*Poa annua*  
*Digitaria sanguinalis*  
*Lolium perenne*  
*Festuca rubra*  
*Festuca ovina*  
*Agrostis tenuis*

H01 is a fast-acting weed, grass, algae and moss killer. It does not stain concrete, pavement, stucco or wood. H01 is a non-selective herbicide that controls many common annual weeds. H01 suppresses the growth of some bi-annual and perennial weeds. It can be used in cultivated areas prior to planting grass, flowers and vegetables. Areas can be re-sown five days after treatment. It can also be used on weeds, algae or moss growing on or around buildings, sidewalks, fences, trees, bark mulch, driveways, patios and gravel. H01 can be used at any time during the year. Best results are obtained with young, actively growing weeds, less than five inches in size.

**[Subsection B: For Control of Moss and Algae:]**

**Application Directions**

Shake well before using.

[For use on products without a hose-end sprayer:]

“Mix one part H01 Concentrate with 19 parts water (6.8 oz. in 1 gallon of water). Apply the mixed solution at 8.3-25 gallons per 1,000 ft<sup>2</sup> (10-30 fl. oz./yard<sup>2</sup>).”

[For use on products with a hose-end sprayer:]

“Apply the contents of this container to XXX-XXXX square feet.”

For moss thicker than one inch use the higher rate. If moss is dry, thoroughly wet moss with water before treating. Take care to avoid spray or runoff onto desirable plants to prevent plant damage. If rain falls within one day of treatment, an additional application may be required. Repeat treatment annually or when new moss or algae is visible.

Thoroughly wash equipment after use.

H01 Concentrate can be used any time of the year. The best results are obtained with actively growing moss in the spring or fall. During warmer weather apply late in the day. Application during cold weather may delay appearance of moss damage.”

#### **Use Sites:**

H01 Concentrate may be used to control moss and algae on and around homes and other buildings and home greenhouses. This product can be used on roofs, cedar shakes and composition shingles, cedar siding, stucco, cedar, redwood and CCA-treated wood decks and fences, patios, walks, bricks, stone and concrete walkways, sidewalks and driveways, other structural surfaces, bark mulch, pavement, gravel, patios and asphalt

#### **Pests:**

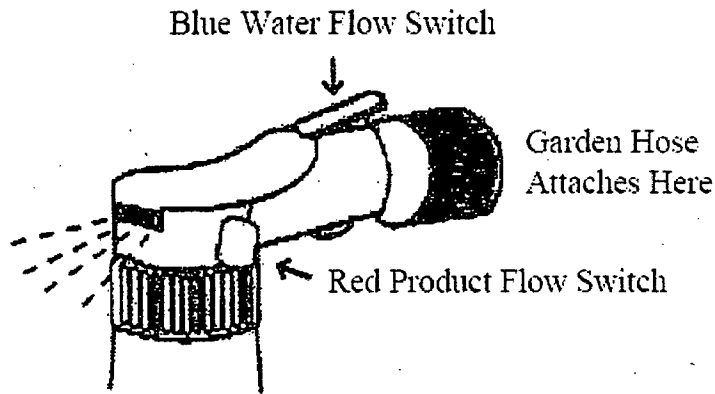
H01 Concentrate is effective in controlling mosses and algae.

H01 Concentrate is a fast-acting moss and algae killer for structural surfaces. It does not stain concrete, pavement, stucco or wood. It can be used on moss and algae on and around buildings, sidewalks, fences, trees, bark mulch, driveways, patios and gravel.

[Distributors may use one of the following optional instructions for hose end sprayers. Distributors must ensure that the hose end sprayer delivers product at a 1:20 dilution rate.]

#### **How to Use This Sprayer: Shake Container Well Before Getting Started**

1. Before you start, the blue flow switch should be in the 'OFF' position, and the red flow switch should be in the up, 'CLOSED' position.
2. Shake container well and attach it to your garden hose, while holding sprayer at waist level and pointing in a direction away from face and body.
3. Turn on water from the faucet.
4. When you are ready to spray, turn the blue flow switch to 'ON' position; turn red flow switch to the forward, 'OPEN' position, and begin spraying.
5. When you are finished spraying or if you have to stop spraying at any time, turn the blue flow switch back to the 'OFF' position and the red flow switch to the 'CLOSED' position.
6. Turn off the water at the faucet.
7. Remove the container from the garden hose; then rinse thoroughly and store according to storage instructions.

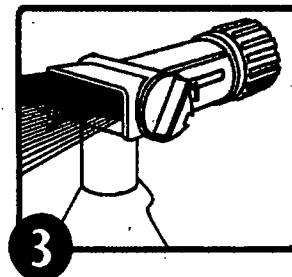
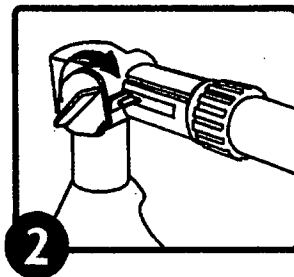
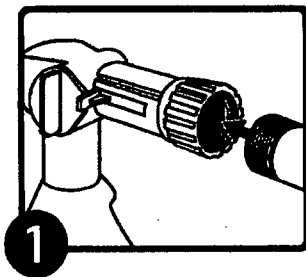


OR

1. Attach garden hose to spray nozzle. Turn on water supply.
2. Bend safety tab down and turn control to "water".
3. Point nozzle toward plants and turn water control knob to "On". Product will automatically mix with water. Spray upper and lower leaf surfaces thoroughly.

To Stop Spraying:

1. When you are finished spraying or if you have to stop spraying at any time, turn the blue knob back to the OFF position.
2. Turn off the water from the faucet.
3. Turn the blue knob to H<sub>2</sub>O then OFF, to drain the water from the hose.
4. Unscrew spray nozzle from hose. Remove hose end from container.
5. Reseal the container with the child-resistant closure. Rinse the hose-end applicator



OR

To Use This Sprayer

1. Shake container well.

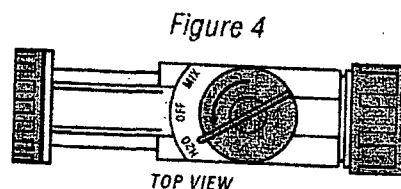
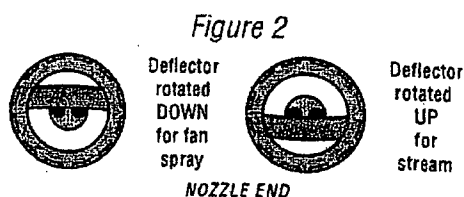
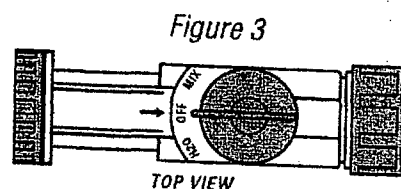
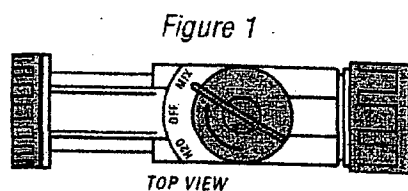


2. Connect spray nozzle to garden hose.
3. Turn on the water from the faucet. Extend hose to the farthest area to be treated and work back toward the faucet so you don't come in contact with the treated area.
4. When you are ready to spray, turn the knob on top so that it points to the MIX position on the spray head. (Fig. 1)
5. The spray deflector on the front of the hose-end applicator can be rotated to give a stream or fan spray. (Fig. 2)

**To Stop Spraying**

1. When you are finished spraying or if you have to stop spraying at any time, turn the knob back to the OFF position. (Fig 3)
2. Turn off the water from the faucet.

3. Turn the knob to H<sub>2</sub>O then OFF, to drain the water from the hose. (Fig 4)



[End Subsection B]

**STORAGE AND DISPOSAL**

**STORAGE:** Store unused material, tightly closed, in original container only, away from open flame. Do not store at temperatures below 39°F.

**DISPOSAL:**

**If empty:** Do not reuse this container. Place in trash or offer for recycling if available.

**If partly filled:** Call your local solid waste agency or 1-800-CLEAN-UP for disposal instructions. Never place unused product down any indoor or outdoor drain.

[The following claims and product information, may or may not be presented on the product's label and labeling:

- For household use only
- Treated surfaces may be slippery when wet.
- Eliminates unwanted vegetation quickly
- Eliminates unwanted moss and algae quickly
- Won't stain bricks, concrete or asphalt
- Non-staining formula can be used on roofs, walks, decks and patios
- Kills within hours
- See results in hours
- Fast Acting
- Fast Acting Formula
- Kills Weeds, Grass, Algae and Moss
- Kills Moss and Algae
- Kills Moss Quickly (Fast)
- On Roofs, Decks, Patios, Walks, Bricks, and Cement
- Fast Acting Weed, Grass, Moss and Algae Killer.
  
- Does not contain metal salts, such as iron or zinc.
- Will (Does) not damage gutters, metal flashing or downspouts.
- For best results use prior to establishment of heavy moss infestations.
- Economical Concentrate
- Do not spray on lawns or desirable plants
- www.neudorff.com



- This XXX fl. oz. bottle will cover up to XXX square feet.
- Treats (will treat) up to XXX sq. ft.
- Makes XXX gallons of Finished Spray.
- Kills (Controls) weeds, grass, algae and moss.
- Fast acting weed, grass, algae and moss killer can be used anytime of the year.
- Does not stain concrete or pavement.
- Does not stain concrete, pavement, stucco or wood
- Non-staining formula can be used on roofs, walks, decks and patios.
- Before...After
- An herbicidal soap.
- Made with Finalsan™ herbicidal soap, a trademark of W. Neudorff GmbH KG, Germany.
- Contains Finalsan™ herbicidal soap, a trademark of W. Neudorff GmbH KG, Germany.
- Finalsan™ is a trademark of W. Neudorff GmbH KG, Germany.
- Sold under a license of W. Neudorff GmbH KG, Germany.]
- Manufactured under a license of W. Neudorff GmbH KG, Germany.

[Optional statements that may be presented on the container or supplemental wording when product is packaged with a hose end sprayer

**-Hose-End Sprayer Directions**

-Follow the directions for using the Hose-End sprayer.

-No mixing-no mess!

-Attach to garden hose and spray

-This product is ready to spray. Just attach this bottle to your garden hose according to directions. Water automatically mixes with the concentrate as you spray.

-Ready-to-Spray]

[Optional warranty statements. Registrant has choice of using any or none.

**NOTICE (TO BUYER)**

Seller warrants that this product conforms to the chemical description on this label and is reasonably fit for purposes stated on this label only when used in accordance with directions under normal use conditions. This warranty does not extend to use of this product contrary

to label directions, or under abnormal use conditions, or under conditions not reasonably foreseeable to seller. Buyer assumes all risk of any such use. Seller makes no other warranties, either expressed or implied.

OR

Buyer assumes all responsibility for safety and use not in accordance with directions.

OR

Seller makes no warranty, expressed or implied, concerning the use of this product other than indicated on the label. Buyer assumes all risk of use and/or handling of this material when such use and/or handling is contrary to label instructions.]

12/18

**SUBLABEL B: Commercial Agriculture Use**

**H01 CONCENTRATE HERBICIDAL SOAP**

**Active Ingredient:**

Ammoniated soap of fatty acids ..... 22%

Other Ingredients: ..... 78%

**Total:** 100%

**KEEP OUT OF REACH OF CHILDREN**

**WARNING**

EPA REG. NO. 67702-8

EPA EST. 67702-WG-1

NET CONTENTS: 1 gallon, 5 gallon, 30 gallon, 55 gallon, 211 gallon

<b>FIRST AID</b>	
<b>IF IN EYES</b>	-Hold eye open and rinse slowly and gently with water for 15-20 minutes. Remove contact lenses, if present, after the first 5 minutes, then continue rinsing eye. -Call a poison control center or doctor for treatment advice
<b>IF ON SKIN OR CLOTHING</b>	-Take off contaminated clothing. -Rinse skin immediately with plenty of water for 15-20 minutes. -Call a poison control center or doctor for treatment advice.
<b>IF SWALLOWED</b>	-Call a poison control center or doctor immediately for treatment advice. -Have person sip a glass of water if able to swallow. -Do not induce vomiting unless told to by a poison control center or doctor. -Do not give anything by mouth to an unconscious person.
<b>IF INHALED</b>	-Move person to fresh air. -If person is not breathing call 911 or an ambulance, then give artificial respiration, preferably mouth-to-mouth, if possible. -Call a poison control center or doctor for further treatment advice.
Have the product container or label with you when calling a poison control center or doctor or going for treatment.	

**PRECAUTIONARY STATEMENTS****HAZARDS TO HUMANS AND DOMESTIC ANIMALS**

*WARNING:* Causes substantial but temporary eye injury. Causes skin irritation. Avoid breathing vapor or spray mist. Harmful if inhaled. Do not get in eyes, on skin or on clothing.

**Personal Protective Equipment (PPE) Requirements:** Applicators and other handlers must wear: coveralls worn over short-sleeved shirt and short pants, socks, chemical-resistant footwear, waterproof gloves and protective eyewear. When cleaning equipment a chemical-resistant apron should also be worn.

Follow manufacturer's instructions for cleaning/maintaining PPE. If no such instructions for washables, use detergent and hot water. Keep and wash PPE separately from other laundry.

Discard clothing and other absorbent materials that have been drenched or heavily contaminated with this product's concentrate. Do not reuse them.

**User Safety Recommendations**

Remove clothing immediately if pesticide gets inside. Then wash thoroughly and put on clean clothing.

Remove PPE immediately after handling this product. Wash the outside of gloves before removing. As soon as possible, wash thoroughly and change into clean clothing.

**ENVIRONMENTAL HAZARDS**

This product may be hazardous to aquatic invertebrates. Do not apply directly to water, or to areas where surface water is present, or to intertidal areas below the mean high water mark. Do not contaminate water when cleaning equipment or disposing equipment washwaters.

**DIRECTIONS FOR USE**

It is a violation of Federal Law to use this product in a manner inconsistent with its labeling.

Do not apply this product in a manner that will contact workers or other persons, either directly or through drift. Only protected workers may be in the area during application. For any requirements specific to your State or Tribe, consult the agency responsible for pesticide regulation.

Read and follow all applicable directions and precautions on this label before using.

**Agricultural Use Requirements**

Use this product in accordance with its labeling and with the Worker Protection Standard, 40 CFR part 170. This standard contains requirements for the protection of agricultural workers on farms, forests, nurseries, and greenhouses, and handlers of agricultural pesticides. It contains requirements for training, decontamination, notification, and emergency assistance. It also contains specific instructions and exceptions pertaining to the statements on this label about personal protective equipment (PPE), restricted-entry interval, and notification to workers. The requirements in this box only apply to uses of this product that are covered by the Worker Protection Standard (WPS).

**Entry-Restrictions:** Do not enter or allow worker entry into treated areas during the restricted-entry interval of 24 hours.

PPE required for early-entry to treated areas that is permitted under the Worker Protection Standard and that involves contact with anything that has been treated, such as plants, soil, or water, wear: coveralls worn over short-sleeved shirts and short pants, socks, chemical-resistant footwear, waterproof gloves and protective eyewear.

**Non-Agricultural Use Requirements**

The requirements in this box apply to uses of this product that are NOT within the scope of the worker protection Standard for agricultural pesticides (40 CFR Part 170). The WPS applies when this product is used to produce agricultural plants on farms, forests, nurseries, or greenhouses.

Keep unprotected persons out of treated areas until sprays have dried.

For early reentry to treated areas and that involves contact with anything that has been treated such as plants, soil, or water, wear: coveralls, shoes, socks, and waterproof gloves.

**Application Directions**

Shake well before using.

[The registrant may use either Subsection A or Subsection B:

**Subsection A: For Control of Weeds, Grass, Moss & Algae**

Mix one part H01 with 5 parts water (26 oz. in 1 gallon water). Apply the mixed solution at 75 – 200 gallons/acre (2.0 – 5.0 gallons/1,000 ft<sup>2</sup>). Spray weed thoroughly, using a coarse nozzle setting to reduce drift. Thorough coverage is extremely important. For spot treatment of individual weeds, apply the mixed solution to the center of plant to the point of runoff. Plant damage will be visible from a few hours to 2 days after spraying. Repeat treatment every 2 to 3 weeks to control new weeds growing from seed and re-growth from bi-annual and perennial weeds. Avoid spraying desirable plants.

H01 can be used at any time during the year. The best results are obtained with young, actively growing weeds, less than 5 inches high. H01 works best during warm and dry conditions. Application during cold weather may delay appearance of plant damage. If rain falls within 3 hours of treatment, an additional spray may be required.

Thoroughly wash equipment after use.

#### **Use Sites: Outdoors and Greenhouses**

**Terrestrial Food and Feed Crops:** Grapes, cereal grains, vegetable crops, orchards, field crops (e.g.: artichokes, beans, corn, cotton, ginseng, herbs, hops, peas, peanuts, potatoes, small fruits, sugarbeets, sunflowers, sweet potatoes, tobacco, tomatoes and yams) and grass or non-grass forage/ fodder/hay.

**Terrestrial Non-Food Crops:** Ornamental herbaceous plants, ornamental lawns and turf, ornamental woody shrubs and vines and ornamental shade trees.

**Terrestrial Non-Crop Sites:** Around and on buildings, sidewalks, fences, bark mulch, driveways, patios and gravel.

#### **Pests:**

Weeds controlled or suppressed by H01 include the following:

chickweed	<i>Stellaria media</i>
corn spurry	<i>Spergula arvensis</i>
groundsel	<i>Senecio</i> spp.
lamb's-quarters	<i>Chenopodium album</i>
mouse-eared chickweed	<i>Cerastium vulgatum</i>
mustards	<i>Brassica</i> spp.
plantain	<i>Plantago</i> spp.
redroot pigweed	<i>Amaranthus retroflexus</i>
round leaved mallow	<i>Malva</i> spp.
sheep sorrel	<i>Rumex acetosella</i>
shepherd's-purse	<i>Capsella bursa-pastoris</i>
stinkweed	<i>Thlaspi arvense</i>
annual bluegrass	<i>Poa annua</i>
large crabgrass	<i>Digitaria sanguinalis</i>
perennial ryegrass	<i>Lolium perenne</i>
creeping red fescue	<i>Festuca rubra</i>

16/18

hard fescue  
colonial bentgrass

*Festuca ovina*  
*Agrostis tenuis*

H01 is a fast-acting weed, grass, algae and moss killer. It does not stain concrete, pavement, stucco or wood. H01 is a non-selective herbicide that controls many common annual weeds. H01 suppresses the growth of some bi-annual and perennial weeds. It can be used in cultivated areas prior to planting grass, flowers and vegetables. Areas can be re-sown five

days after treatment. It can also be used on weeds, algae or moss growing on or around buildings, sidewalks, fences, trees, bark mulch, driveways, patios and gravel. H01 can be used at any time during the year. Best results are obtained with young, actively growing weeds, less than five inches in size.

**[Subsection B: For Control of Moss and Algae:]**

**Application Directions**

Shake well before using. Mix one part H01 Concentrate with 19 parts water (6.8 oz. in 1 gallon of water). Apply the mixed solution at 8.3-25 gallons per 1,000 ft<sup>2</sup>. For moss thicker than one inch use the higher rate. If moss is dry, thoroughly wet moss with water before treating. Take care to avoid spray or runoff onto desirable plants to prevent plant damage. If rain falls within one day of treatment, an additional application may be required. Repeat treatment annually or when new moss or algae is visible.

Thoroughly wash equipment after use.

H01 Concentrate can be used any time of the year. The best results are obtained with actively growing moss in the spring or fall. During warmer weather apply late in the day. Application during cold weather may delay appearance of moss damage.

**Use Sites:**

H01 Concentrate may be used to control moss and algae on and around homes and other buildings and greenhouses. This product can be used on roofs, cedar shakes and composition shingles, cedar siding, stucco, cedar, redwood and CCA-treated wood decks and fences, patios, walks, bricks, stone and concrete walkways, sidewalks and driveways, other structural surfaces, bark mulch, pavement, gravel, patios and asphalt.

**Pests:**

H01 Concentrate is effective in controlling mosses and algae.



H01 Concentrate is a fast-acting moss and algae killer for structural surfaces. It does not stain concrete, pavement, stucco or wood. It can be used on moss and algae on and around buildings, sidewalks, fences, trees, bark mulch, driveways, patios and gravel.

[End Subsection B]

#### **STORAGE AND DISPOSAL**

Do not contaminate water, food or feed by storage or disposal.

**STORAGE:** Store in a secure place, away from open fire or flame. Keep container closed and reseal after use. Product may be damaged by freezing. Do not store product below 39°F. If spilled, use absorbent materials and dispose of in an approved manner.

#### **DISPOSAL**

**PESTICIDE DISPOSAL:** Wastes resulting from the use of this product may be disposed of on site or at an approved waste disposal facility.

**CONTAINER DISPOSAL:** Triple rinse (or equivalent). Then offer for recycling or reconditioning, or puncture and dispose of in a sanitary landfill, or by incineration, or, if allowed by state and local authorities, by burning. If burned, stay out of smoke.

[The following claims and product information, may or may not be presented on the product's label and labeling:

- Eliminates unwanted vegetation quickly
- Eliminates unwanted moss and algae quickly
- Won't stain bricks, concrete or asphalt
- Kills within hours
- Fast Acting
- Kills Weeds, Grass, Algae and Moss
- Kills Moss and Algae
- Kills Moss Quickly (Fast)
- On Roofs, Decks, Patios, Walks, Bricks, and Cement
- Fast Acting Weed, Grass, Moss and Algae Killer.
- Does not contain metal salts, such as iron or zinc.
- Will (Does) not damage gutters, metal flashing or downspouts.
- www.neudorff.com



- This XXX fl. oz. bottle will cover up to XXX square feet.
- Treats (will treat) up to XXX sq. ft.
- Makes XXX gallons of Finished Spray.
- Kills (Controls) weeds, grass, algae and moss.
- Fast acting weed, grass, algae and moss killer can be used anytime of the year.
- Does not stain concrete or pavement.
- A herbicidal soap.

18/18

- Made with Finalsan<sup>TM</sup> herbicidal soap, a trademark of W. Neudorff GmbH KG, Germany.
- Contains Finalsan<sup>TM</sup> herbicidal soap, a trademark of W. Neudorff GmbH KG, Germany.
- Finalsan<sup>TM</sup> is a trademark of W. Neudorff GmbH KG, Germany.
- Sold under a license of W. Neudorff GmbH KG, Germany.]
- Manufactured under a license of W. Neudorff GmbH KG, Germany.

[Optional warranty statements. Registrant has choice of using any or none.

#### **NOTICE TO BUYER**

Seller warrants that this product conforms to the chemical description on this label and is reasonably fit for purposes stated on this label only when used in accordance with directions under normal use conditions. This warranty does not extend to use of this product contrary to label directions, or under abnormal use conditions, or under conditions not reasonably foreseeable to seller. Buyer assumes all risk of any such use. Seller makes no other warranties, either expressed or implied.

OR

Buyer assumes all responsibility for safety and use not in accordance with directions.]