



OFFICE OF CHEMICAL SAFETY AND POLLUTION PREVENTION

WASHINGTON, D.C. 20460

March 20, 2025

Megan Priest
Senior Regulatory Analyst
W. Neudorff GmbH KG
c/o Delta Analytical Services
12510 Prosperity Dr. Suite 160
Silver Spring, MD 20904

Subject: Non-PRIA (Pesticide Registration Improvement Act) Labeling Amendment – Addition of Marketing Statements, Sprayer Directions and an NOP Hardscape Prohibition
Product Name: H01 RTU HERBICIDAL SOAP
EPA Registration Number: 67702-7
Application Date: 5/11/21
Action Code Case Number: 00481044

Dear Ms. Priest:

The amended labeling referred to above, submitted in connection with registration under the Federal Insecticide, Fungicide, and Rodenticide Act (FIFRA), as amended, is acceptable.

This approval does not affect any terms or conditions that were previously imposed on this registration. You continue to be subject to existing terms or conditions on your registration and any deadlines connected with them.

A stamped copy of your labeling is enclosed for your records. This labeling supersedes all previously accepted labeling. You must submit one (1) copy of the final printed labeling before you release this product for shipment with the new labeling. In accordance with 40 CFR § 152.130(c), you may distribute or sell this product under the previously approved labeling for 18 months from the date of this letter. After 18 months, you may only distribute or sell this product if it bears this new revised labeling or subsequently approved labeling. “To distribute or sell” is defined under FIFRA section 2(gg) and its implementing regulation at 40 CFR § 152.3.


Should you wish to add/retain a reference to your company’s website on your label, then please be aware that the website becomes labeling under FIFRA and is subject to review by the U.S. Environmental Protection Agency (EPA). If the website is false or misleading, the product will be considered to be misbranded and sale or distribution of the product is unlawful under FIFRA section 12(a)(1)(E). 40 CFR § 156.10(a)(5) lists examples of statements the EPA may consider false or misleading. In addition, regardless of whether a website is referenced on your product’s label, claims

made on the website may not substantially differ from those claims approved through the registration process. Therefore, should the EPA find or if it is brought to our attention that a website contains false or misleading statements or claims substantially differing from the EPA-approved registration, the website will be referred to the EPA's Office of Enforcement and Compliance Assurance.

Your release for shipment of this product constitutes acceptance of these terms. If these terms are not complied with, this registration will be subject to cancellation in accordance with FIFRA section 6.

If you have any questions, please contact Chris Pfeifer of my team by phone at (202) 566-1599 or via email at pfeifer.chris@epa.gov.

Sincerely,



James Parker, Team Leader
Biochemical Pesticides Branch
Biopesticides and Pollution
Prevention Division (7511P)
Office of Pesticide Programs

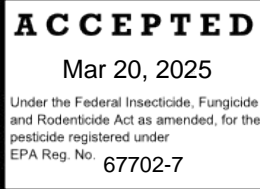
Enclosure

Text in braces { } is for information only and will not appear on the label
Text in brackets [] is optional and may or may not appear on the label
Text in parentheses () will appear on the label

H01 RTU HERBICIDAL SOAP

Active Ingredient:

Ammoniated soap of fatty acids 3.68%
Other Ingredients 96.32%
Total 100.00%



KEEP OUT OF REACH OF CHILDREN

CAUTION

H01 is a fast-acting weed, grass, algae and moss killer. Incidental overspray will not stain concrete or pavement. H01 is a non-selective herbicide that controls many common annual weeds. H01 suppresses the growth of some bi-annual and perennial weeds. It can be used in cultivated areas prior to planting grass or flowers. Areas can be re-sown five days after treatment. H01 can be used at any time during the year. Best results are obtained with young, actively growing weeds, less than five inches in size.

PRECAUTIONARY STATEMENTS

HAZARDS TO HUMANS AND DOMESTIC ANIMALS

CAUTION: Causes moderate eye irritation. Harmful if inhaled. Avoid contact with eyes or clothing. Avoid breathing vapor. Wash thoroughly with soap and water after handling. Remove contaminated clothing and wash clothing before reuse.

FIRST AID	
IF IN EYES	-Hold eye open and rinse slowly and gently with water for 15-20 minutes. Remove contact lenses, if present, after the first 5 minutes, then continue rinsing eye. -Call a poison control center or doctor for treatment advice.
IF INHALED	-Move person to fresh air. -If person is not breathing call 911 or an ambulance, then give artificial respiration, preferably mouth-to-mouth, if possible. -Call a poison control center or doctor for further treatment advice.
Have the product container or label with you when calling a poison control center or doctor or going for treatment.	

ENVIRONMENTAL HAZARDS

This product is toxic to aquatic invertebrates. Do not apply directly to water. To protect the environment, do not allow pesticide to enter or run off into storm drains, drainage ditches, gutters or surface waters. Applying this product in calm weather when rain is not predicted for the next 24 hours will help to ensure that wind or rain does not blow or wash pesticide off the treatment area.

DIRECTIONS FOR USE

It is a violation of Federal Law to use this product in a manner inconsistent with its labeling.

{Subregistrants must choose one of the following formats}

[

Before You Use	Shake well before each use. Do not dilute.
When to Use	Anytime of the year
How to Use:	<ul style="list-style-type: none"> • Spray weeds thoroughly when weather is dry and warm (application rate: 6 – 9 oz/yd²). Avoid spraying desirable plants. • For optimum results spray weeds before they reach 5 inches in size. • For control of dandelions and other large rooted weeds, first injure plant by splitting top of root; then spray damaged root 20 times. • Repeat treatment every 2 to 3 weeks for control of new growth. • If rain falls within three hours of application an additional application may be required.
Kills:	Annual bluegrass, chickweed, corn spurry, dandelion, groundsel, lamb's-quarters, large crabgrass, mouse-eared chickweed, mustards, plantain, redroot pigweed, round leaved mallow, sheep sorrel, shepherd's-purse, stinkweed, thistle, moss, algae and lichens.

{OR}

Shake well before using. Do not dilute. Spray weeds and grasses thoroughly when weather is dry and warm (application rate: 6 – 9 oz/yd²). If rain falls within three hours of application an additional application may be required. Repeat treatment every 2 to 3 weeks for control of new growth. Avoid spraying desirable plants. For optimum results spray weeds before they reach 5 inches in size. For control of dandelions and other large rooted weeds, first injure plant by splitting top of root; then apply 0.7 oz. of H01 onto damaged root {Optional wording:} [squirt 20 times with sprayer set on stream setting].

Controls: Annual bluegrass, chickweed, corn spurry, dandelion, groundsel, lamb's-quarters, large crabgrass, mouse-eared chickweed, mustards, plantain, redroot pigweed, round leaved mallow, sheep sorrel, shepherd's-purse, stinkweed, thistle, moss, algae and lichens.

]

{Subregistrants must choose one of the following formats}

Use Sites: around ornamental flowers, mature shrubs and trees; spot treatment in lawns bordering garden areas; bark mulch; around planters, containers, raised beds and other structures holding flowers, trees, shrubs and vegetables; and in planting beds prior to planting grass, flowers or vegetables. [For use][in][on][around][driveways][patios][foundations][sidewalks][and][any crack where weeds might grow][walkways][mulched areas][along fences and foundations]

{OR}

For use: around [ornamental flowers,] [mature shrubs] [and] [trees;] [spot treatment in lawns] [bordering garden areas;] [bark mulch;] [around] [planters,] [raised beds,] [containers] [and other structures holding flowers, trees, shrubs and vegetables;] [and] [in planting beds prior to planting [grass], [flowers] [or vegetables.]]

Applications must be made directly to weeds, moss, algae, and grass. Do not apply directly to hardscapes, such as driveways, sidewalks and patios.

{One of the following Storage and Disposal sections will be used, depending on the packaging type}

STORAGE AND DISPOSAL

Do not contaminate water, food or feed by storage or disposal.

STORAGE: Store this product in its original container and keep in a secure storage area away from children and domestic animals. Store unused material, tightly closed, in original container only, away from open flame. Do not store at temperatures below 39°F.

PESTICIDE AND CONTAINER HANDLING:

Nonrefillable container. Do not reuse or refill this container.

If empty: Place in trash or offer for recycling, if available.

If partly filled: Call your local solid waste agency for disposal instructions. Never place unused product down any indoor or outdoor drain.

{OR}

STORAGE AND DISPOSAL {for refillable trigger sprayers}

PESTICIDE STORAGE: Store this product in its original container and keep in a secure storage area out of reach of children and domestic animals. Store unused material, tightly closed, in original container only, away from open flame.

PESTICIDE DISPOSAL AND CONTAINER HANDLING:

Refillable container. Refill with [H01 Concentrate][Finalsan Weed & Grass Killer] {insert other product name with EPA Reg. No 67702-8 or 67702-34} only. Do not reuse this container for any other purpose. Follow directions in the Refill Instructions.

If empty: Place in trash or offer for recycling if available.

If partly filled: Call your local solid waste agency for disposal instructions. Never place unused product down any indoor or outdoor drain.

BATCH CODE:

{Optional wording that may or may not appear on the label}

{Optional sprayer instructions}

[

{OPTION 1}



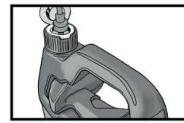
Attach Sprayer

- Remove sprayer from bottle and extend hose.
- Open flip-cap on bottle.
- Insert hose and plug into flip-cap opening until it snaps into place.



Spray

- Adjust nozzle to stream or spray position.
- Point sprayer downward and squeeze trigger repeatedly until liquid is released.



After Use

- Turn sprayer nozzle to X (off) position. Do not unplug hose.
- Return sprayer to bottle. Sprayer will snap into place.

{OR}

{OPTION 2}

[How To Use Your Sprayer:

1. **Remove [ERGO-GRIP] spray wand from pocket**
 - Remove wrap from coiled hose
 - Remove protective battery strip from sprayer handle



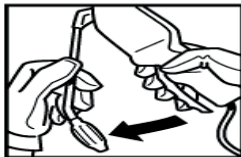
2. REMOVE STICKER & CAP COVER



3. CONNECT HOSE TO CAP

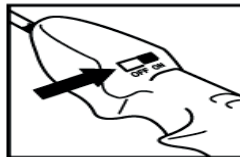
Insert plug at end of coiled hose into hole on cap and push firmly until secure.

Remove sticker and cap cover before inserting hose plug.



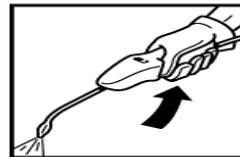
4. OPEN SPRAY WAND

- Unfold spray wand until it snaps into place
- Point spray nozzle away from body.
- Adjust spray nozzle to desired setting.



5. TURN POWER ON

Slide OFF-ON switch to ON position.



6. SQUEEZE

- Squeeze trigger to dispense product. Sprayer may require several seconds to prime before product is released.
- Release trigger to stop spraying.

4 AA Batteries Included

For important battery information – see booklet.

Storage

- Slide OFF-ON switch to OFF position.
- Do not unplug hose. Leave connected to cap.

- Turn spray nozzle to the off position.
- Fold spray wand down against sprayer handle.
- Return ERGO-GRIP spray wand to pocket for storage.

To Replace Batteries

- Open battery compartment [with a small screwdriver].
- Remove used batteries and replace with new batteries in correct position as indicated inside battery compartment.
- Securely close battery compartment door [and screw closed].

Proper use of Batteries

- Never mix old batteries with new.
- Do Not mix Alkaline with Standard (carbon zinc) or Rechargeable (nickel cadmium) batteries.
- When storing sprayer for long periods, remove batteries to prevent leakage.
- Dispose of used batteries according to manufacturer's instructions or in household trash.

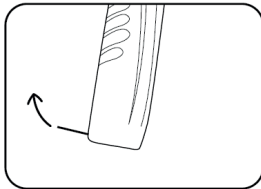
{OR}

{Option 3:}

How To Use Your Sprayer:

1. Remove spray wand from pocket
- remove wrap from coiled hose

2. REMOVE PROTECTIVE BATTERY STRIP FROM SPRAYER HANDLE



3. REMOVE STICKER & CAP COVER



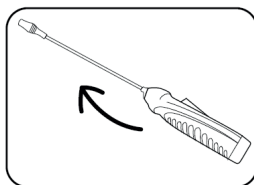
4. CONNECT HOSE TO CAP

- Insert plug at end of coiled hose into hole on cap and push firmly until secure.
-Remove sticker and cap cover before inserting hose plug.



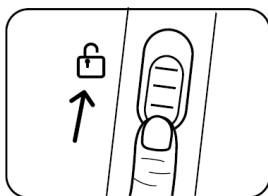
5. OPEN SPRAY WAND

- Unfold spray wand until it snaps into place
- Point spray nozzle away from body.

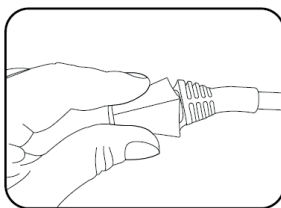


6. UNLOCK SPRAYER

Slide switch on sprayer to UNLOCKED position.

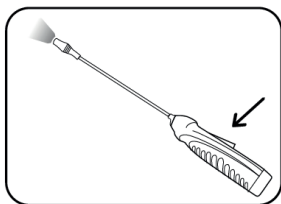


7. ADJUST SPRAY NOZZLE TO DESIRED SETTING



8. SQUEEZE

- Squeeze trigger to dispense product. Sprayer may require several seconds to prime before product is released.
- Release trigger to stop spraying.



4 AA Batteries included

For important battery information - see booklet.

Storage

Slide sprayer switch to LOCKED position.

Do not unplug hose. Leave connected to cap.

Turn spray nozzle to the off position.

Fold spray wand down against sprayer handle.

Return spray wand to pocket for storage.

To Replace Batteries

Open battery compartment [with a small screwdriver].

Remove used batteries and replace with new batteries in correct position as indicated inside battery compartment.

Securely close battery compartment door [and screw closed].

Proper use of Batteries

Never mix old batteries with new.

Do Not mix Alkaline with Standard (carbon zinc) or Rechargeable (nickel cadmium) batteries.

When storing sprayer for long periods, remove batteries to prevent leakage.

Dispose of used batteries according to manufacturer's instructions or in household trash.

]

{Note to reviewer: Non-misleading icons depicting use sites, pests, or marketing claims may be optionally included alongside the optional statements below, or the directions for use, above.

Spanish label text may also be included in addition to English label text.}

{Optional marketing claims that may or may not appear on the label}

[

-  For Organic Gardening

-OMRI Listed



-This product is a fast acting, herbicidal soap that eliminates unwanted vegetation fast. It can be used on mulch and around planters, raised beds and containers holding flowers, ornamentals and trees without staining. It can be used in planting beds prior to planting grass or flowers.

-Read the Label First!

-Quick Facts:

-Kills: Weeds and Grasses, including dandelion, chickweed and other listed weeds.

- Where to Use: around ornamental flowers, mature shrubs and trees; spot treatment in lawns bordering garden areas; bark mulch; around planters, raised beds, containers and other structures holding flowers, trees, shrubs and vegetables; and in planting beds prior to planting grass, flowers or vegetables.
- Eliminates unwanted vegetation fast
- Incidental overspray won't stain bricks, concrete or asphalt
- Kills within hours
- Fast acting
- Kills weeds, grasses, algae, moss and lichens
- Formulated for fast and easy application
- Kills [Controls] [weeds,] [grass(es),] [algae] [and moss]
- Grass and weed killer.
- See results in 20 minutes!
- Weed control for outdoor uses
- For household use only
- Fast acting weed, grass, algae and moss killer can be used anytime of the year.
- Incidental overspray with bordering concrete or pavement will not stain.
- Foam helps you see exactly where you have applied
- Areas can be planted in 5 days after treatment
- For spot treatment on [weeds,] [grass(es),] [lawns] bordering garden areas
- Kills weeds & grasses including Dandelion, Chickweed and Other Listed Weeds
- Made with Finalsan™, a trademark of W. Neudorff GmbH KG
- Made with Finalsan™ Herbicidal Soap, a trademark of W. Neudorff GmbH KG
- Contains Finalsan™, a trademark of W. Neudorff GmbH KG
- Contains Finalsan™ Herbicidal Soap, a trademark of W. Neudorff GmbH KG
- Finalsan™ is a trademark of W. Neudorff GmbH KG
- A herbicidal soap
- [Features] [Exclusive] [TM Name] [Sprayer Wand] [Extension Wand] [Technology]
- [TM Name] [Sprayer Wand] [Extension Wand] [Technology]-Reduces back [pain] [strain]
- [TM Name] [Sprayer Wand] [Extension Wand] [Technology] - No more bending over
- [TM Name] [ensures] [allows] targeted application
- Easy to [use] [apply]
- No [eliminates] messy refilling
- [New], [TM name] sprayer-- ensures targeted application
- [Targeted] [TM name] Sprayer extends to [X, 2, 3, 4] feet
- ERGO-GRIP Spray Wand
- Grip controlled sprayer reduces hand fatigue
- Grip control make it easier to spray
- Contours and grip control reduce hand fatigue
- Contours and grip control make it easy to spray
- Contours and grip control take the pressure off your hands
- Contours and grip control for better comfort
- Grip controlled sprayer for your comfort
- Grip control and contours for easier spraying
- Contoured grip control for your comfort
- Contoured grip control reduces hand fatigue
- Comfortable, accurate, easy to store
- Designed for comfort, accuracy, easy storage
- [Look here] [Easy to Use] [port] [cap]
- 8-inch spray wand extension included
- Easy to store wand extension"
- Dedicated pump handle
- Easy to use pressure relief valve
- Bonus [X] oz size – [X]% more than [X] oz size
- Now covers [XXX] [square] [sq] feet
- Bonus [X] oz size

- Bonus value - [X]% more [vs [X] oz size]

-Herbicidal Soap

-People and pets can reenter area once spray dries

-For questions or comments, call toll free 1-XXX-XXX-XXXX [☎], [☎], [phone symbol] [or visit us online at www.neudorff.com [💻]]

-For emergency medical information, you may call toll free 1-XXX-XXX-XXXX. [☎], [☎], [phone symbol] [or visit us online at www.neudorff.com [💻]]

-Manufactured under a license of Neudorff

-



-www.neudorff.com

-See [booklet] [back panel] [side panel] for [directions for use], [additional] [precautionary statements], [first aid], [storage and disposal]



-

]

{The registrant may use any of these optional statements:}

[

“We guarantee your satisfaction or your money back.”

{OR}

“WARRANTY

To the extent consistent with applicable law, seller warrants that this product conforms to the chemical description on this label and is reasonably fit for the purposes stated on this label only when used in accordance with the directions under normal use directions. This warranty does not extend to use of this product contrary to label directions, or under abnormal use conditions, or under conditions not reasonably foreseeable to seller. Buyer assumes all risk of any such use. To the extent consistent with applicable law, seller makes no other warranties, either expressed or implied.”

{OR}

“WARRANTY

The directions for use of this product are believed to be reliable and must be followed carefully. However, it is impossible to eliminate all risks inherently associated with use of this product. Crop injury, ineffectiveness or other unintended consequences may result because of such factors as timing and method of application, weather and crop

conditions, presence of other materials, or other influencing factors, all of which are beyond the control of W. Neudorff GmbH KG and the Seller. To the extent consistent with applicable law, buyer and user acknowledge and assume all risks and liability resulting from the handling, storage and use of this material not in strict accordance with the directions given herein. To the extent consistent with applicable law, shall W. Neudorff GmbH KG or the Seller be liable for consequential, special, indirect, or incidental damages or losses resulting from the handling or use of this product. The foregoing is a condition of sale by W. Neudorff GmbH KG and Seller and is accepted as such by the Buyer."

{OR}

Unconditionally guaranteed by W. Neudorff GmbH KG. If for any reason you are not satisfied with this product, send proof of purchase to the address shown and we will gladly refund your purchase price.

{OR}

The [Brand Name] Promise

Satisfaction guaranteed or your money back! If you apply H01 RTU as directed and you are not completely satisfied, send proof of purchase from this package and the original cash register receipt to the address below. We will refund the purchase price you paid.

{OR}

Money Back Guarantee: If you are not satisfied with this product, we will gladly refund your original purchase price.]

Registrant: W. Neudorff GmbH KG, Postfach 1209, An der Muhle 3
31860 Emmerthal, Germany

EPA REG. No. 67702-7

EPA EST. No.

NET CONTENTS