

67702-4

6/30/2009
JUN 30 2009

10920

Walter G. Talarek
Authorized Agent
1008 Riva Ridge Drive
Great Falls, Virginia 22066

Subject: NEU1160 Vegetable Oil Insecticide (EPA Reg. No 67702-4)
Label Amendments
Application Dated: April 9, 2009
Decision Number: 409159

Dear Mr. Talarek:


The amendment referred to above, submitted in connection with registration under FIFRA section 3(c)(5), is acceptable provided that you:

1. Submit and/or cite all data required for registration/reregistration of your product under FIFRA section 3(c)(5) when the Agency requires all registrants of similar products to submit such data.
2. Submit three (3) copies of your final printed labeling before you release the product for shipment. Final printed labeling means the label or labeling of the product when distributed or sold. Clearly legible reproductions or photo reductions will be accepted for unusual labels, such as those silk-screened directly onto glass or metal containers or large bags or drum labels.

If these conditions are not complied with, the registration will be subject to cancellation in accordance with FIFRA section 6(b). Your release for shipment of the product bearing the amended labeling constitutes acceptance of these conditions.

If you have any questions contact John Fournier at 703-308-0169 or by email at: fournier.john@epa.gov. A stamped copy of the label is enclosed for your records.

Sincerely,



Linda A. Hollis, Chief
Biochemical Pesticides Branch

| CONCURRENT PESTICIDES and Pollution | | | | | | | |
|-------------------------------------|-----------|---------|--|-----------------------------|--|--|--|
| SYMBOL | 7511P | 7511P | | Prevention Division (7511P) | | | |
| SURNAME | Fournier | COLE | | | | | |
| DATE | 25 Jun 09 | 6/26/09 | | | | | |

MASTER LABEL

NEU1160
Vegetable Oil Insecticide

| Active Ingredient | By Wt. |
|------------------------|--------|
| Canola Oil | 96% |
| Other Ingredients..... | 4% |
| Total | 100% |

This product contains 7.368 lbs. of active ingredient per gallon.

SUBLABEL A: HOUSEHOLD USE LABEL

SUBLABEL B: COMMERCIAL/AGRICULTURE USE

KEEP OUT OF REACH OF CHILDREN

CAUTION

EPA Registration #: 67702-4

EPA Establishment #

NET CONTENTS (Household Use): 16 ounces, 24 ounces, 32 ounces, 1 gallon, 55 gallons, 200 gallons, and 211 gallons (800 liters)

NET CONTENTS (Commercial/Agriculture Use): 1 gallon, 5 gallons, 20 gallons, 45 gallons, 55 gallons, 200 gallons and 211 gallons (800 liters)

Registrant: W. Neudorff GmbH KG, Postfach 1209, an der Mühle 3,
D-31860 Emmerthal, Germany
Phone: 250-652-5888
www.neudorff.com [in the alternative, the distributor's telephone number
and website address may be used]

ACCEPTED

JUN 3 0 2009

Under the Federal Insecticide, Fungicide,
and Rodenticide Act, as amended, for
the pesticide registered under
EPA Reg. No. 67702-4

30420

Sublabel A

HOUSEHOLD USE LABEL

NEU1160
Vegetable Oil Insecticide

| Active Ingredient | By Wt. |
|------------------------|--------|
| Canola Oil | 96% |
| Other Ingredients..... | 4% |
| Total | 100% |

This product contains 7.368 lbs. of active ingredient per gallon.

KEEP OUT OF REACH OF CHILDREN

CAUTION

FIRST AID

IF ON SKIN OR CLOTHING: Take off contaminated clothing. Rinse skin immediately with plenty of water for 15-20 minutes. Call a poison control center or doctor for treatment advice.

Hotline Number

Have the product container or label with you when calling a poison control center or doctor or going for treatment. You may also contact the National Pesticide Information Center hotline at 1-800-858-7378 for emergency medical treatment information.

NET CONTENTS: 16 ounces, 24 ounces, 32 ounces, 1 gallon, 55, 200 and 211 gallons (800 liters)

EPA Registration #: 67702-4

EPA Establishment #

Registrant: W. Neudorff GmbH KG, Postfach 1209, an der Mühle 3,
D-31860 Emmerthal, Germany
Phone: 250-652-5888

www.neudorff.com [in the alternative, the distributor's telephone number and website address may be used]

PRECAUTIONARY STATEMENTS

Hazards to Humans and Domestic Animals: CAUTION. Avoid contact with skin or clothing. Wash thoroughly with soap and water after handling and before eating, drinking, chewing gum, or using tobacco.

40620

Environmental Hazards: To protect the environment, do not allow pesticide to enter or run off into storm drains, drainage ditches, gutters or surface waters. Applying this product in calm weather when rain is not predicted for the next 24 hours will help to ensure that wind or rain does not blow or wash pesticide off the treatment area. Rinsing application equipment over the treated area will help avoid run off to water bodies or drainage systems.

DIRECTIONS FOR USE

It is a violation of Federal law to use this product in a manner inconsistent with its labeling.

Please read entire label. Use only as directed. Shake well before each use. Thoroughly wet all parts of the pests and plants. Repeat treatment in 1 - 2 weeks if needed.

PESTS/SITES AND APPLICATION INSTRUCTIONS

[The registrant may use one of the following three application directions, either:

DIRECTIONS FOR MIXING

[For products sold in containers without a hose end sprayer]

For 2% formulation: mix 4 teaspoons of concentrate with 1 quart water (or 2 fluid oz. concentrate with 3 quarts water). Shake well before each use and stir or shake diluted spray frequently during use. Apply one quart of formulation for 3 square yards.

Apply at a rate of 2% formulation. Using hand-held trigger sprayers, hand sprayers or backpack sprayers, thoroughly spray insect pests with diluted product until plants are wet. Repeat treatment in 1-2 weeks if needed. Apply one quart of formulation for 3 square yards.

OR

| | |
|----------------|--|
| Before you Use | Please read entire label. Use only as directed. Shake well before each use. Thoroughly wet all parts of the pests and plants. Repeat treatments in 1-2 weeks if needed. |
| How to Use | For 2% formulation: mix 4 teaspoons of concentrate with 1 quart water (or 2 fluid oz. concentrate with 3 quarts water). Shake well before each use and stir or shake diluted spray frequently during use. Apply one quart of formulation for 3 square yards. |

| | |
|--|---|
| | Apply at a rate of 2% formulation. Using hand-held trigger sprayers, hand sprayers or backpack sprayers, thoroughly spray insect pests with diluted product until plants are wet. Repeat treatment in 1-2 weeks if needed. Apply one quart of formulation for 3 square yards. |
|--|---|

OR

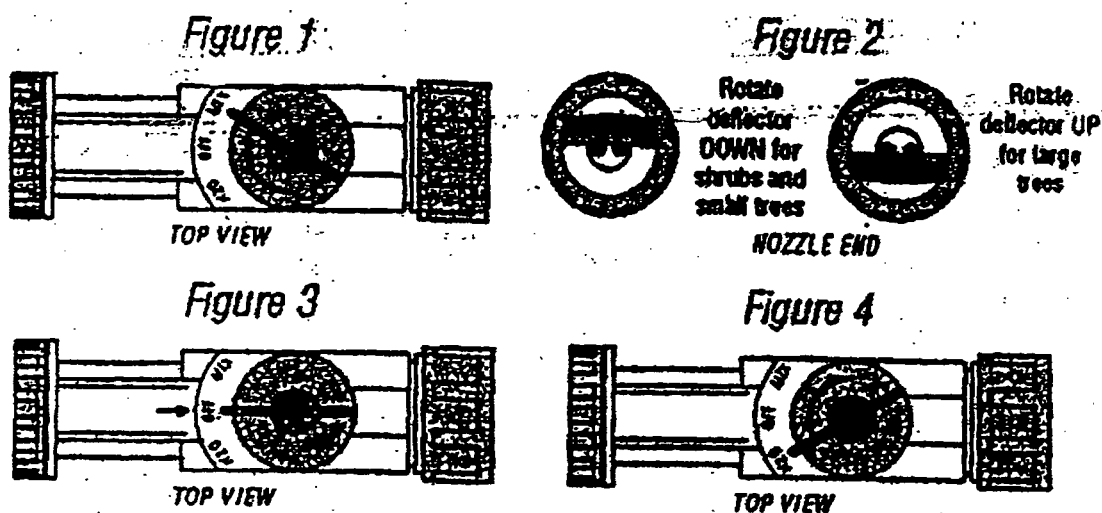
“Thoroughly spray insect pests until plants are wet. Repeat treatment in 1-2 weeks if needed. This container will cover XXX square feet and make XX gallons of spray.”

To use the Hose ‘N Go® Sprayer. These instructions are to be used only for the Hose ‘N Go® Sprayer.

1. Shake well before use.
2. Connect spray nozzle to garden hose.
3. Turn on the water from the faucet.
4. When you are ready to spray, turn the red knob on top so that it points to the MIX position on the spray head. (Fig. 1)
5. The spray deflector on the front of the hose-end applicator can be rotated to give a stream or fan spray. (Fig. 2)

To Stop Spraying

1. When you are finished spraying or if you have to stop spraying at any time, turn the red knob back to the OFF position. (Fig. 3)
2. Turn off the water from the faucet.
3. Turn the red knob to H₂O then OFF, to drain the water from the hose (Fig. 4)
4. Unscrew spray nozzle from hose.



[Depending on the container size, registrants must use one of the following statements:

[For 16-ounce container] This container will cover 648 square feet.

OR

[For 24-ounce container] This container will cover 972 square feet.

OR

[For 32-ounce container] This container will cover 1296 square feet.

OR

[For 1-gallon container] This container will cover 5184 square feet.

OR

“Thoroughly spray insect pests until plants are wet. Repeat treatment in 1-2 weeks if needed. This container will cover XXX square feet and make XX gallons of spray.

To use the Hose-End Sprayer- These instructions are to be used only for the Hose-End Sprayer

1. Shake well before use
2. Connect spray nozzle to garden hose. Turn on the water from the faucet.
3. When you are ready to spray, turn knob “ON” to begin spraying, “OFF” to stop spraying at any time.
4. Turn off water from faucet. Turn knob to “WATER” then “OFF” to rinse spray nozzle and release water pressure before disconnecting spray nozzle from garden hose.

7 of 20

[Depending on the container size, registrants must use one of the following statements:

[For 16-ounce container] This container will cover 648 square feet.

OR

[For 24-ounce container] This container will cover 972 square feet.

OR

[For 32-ounce container] This container will cover 1296 square.

OR

[For 1-gallon container] This container will cover 5184 square feet.]”

OR

Dynasty Hose End Sprayer Directions:

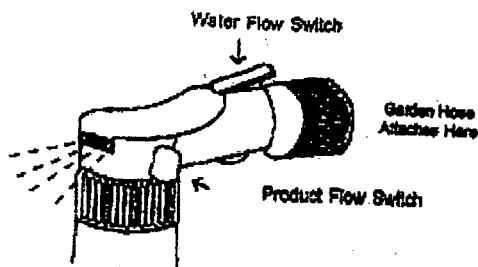
This 32-ounce bottle will cover up to 1296 square feet.

1. Before attaching the sprayer to garden hose, make sure that the Water Flow Switch (top switch) is in the “OFF” (to the rear) position.
2. Connect spray nozzle to garden hose while pointing sprayer in a direction away from face and body.
3. Remove the safety pin in front of the Product Flow Switch (side switch).
4. Rotate Product Flow Switch pin forward 90 deg. to the “ON” position.
5. Aim front of nozzle toward area to be covered and begin spraying by moving water valve (top switch) to the “ON” position (forward).

To Stop Spraying:

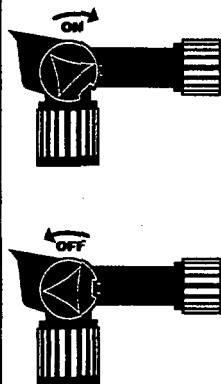
1. Turn Water Flow Switch (top switch) to “OFF” position (to the rear) and Product Flow Switch (side switch) back to the “OFF” position.
2. Turn off the water at the faucet.
3. Unscrew spray nozzle from garden hose, rinse outside of container and store any unused product according to the Storage and Disposal Directions.

Optional Diagram



OR

HOW TO ATTACH AND SPRAY



1. Connect your garden hose to the bottle. Be sure the blue water control valve on top of the spray nozzle is in the OFF position.
2. To begin spraying, turn on water at faucet. Point nozzle towards the area to be treated and Press lock tab while using other hand to turn sprayer valve to on position.
3. To stop spraying, turn the water control valve on top of the spray nozzle to OFF. Turn off faucet.
4. Relieve water pressure by turning water control valve to the ON position until water slows to a drip. Turn water control valve back to OFF. Disconnect garden hose from bottle.
5. The unused portion can be saved and used at a later date.

Tips for Applying

1. Extend hose to the farthest plants to be treated and work back toward the faucet to avoid contacting wet, treated plants.
2. Use an even sweeping motion, ensuring thorough coverage of both the top and bottom leaf surfaces.

Controls:

| | | |
|---------------|-----------|---------------------|
| Adelgids | Aphids | Mites |
| Leafhoppers | Mealybugs | Scale |
| Phylloxera | Psyllids | Immature plant bugs |
| Sawfly larvae | Whitefly | Powdery Mildew |

For use on:

| VEGETABLES | FRUITS & NUTS | ORNAMENTAL & SHADE TREES |
|--|---------------|--------------------------|
| Beans | Apples | Birch |
| Cabbage | Cherries | Evergreens |
| Corn | Citrus | Holly |
| Curcubits | Figs | Oak |
| Melons | Grapes | |
| Peas | Pears | |
| Potatoes | Nuts | |
| Soybeans | Raspberries | |
| Tomatoes | Strawberries | |
| Houseplants; Flowering, Foliage and Bedding Plants | | |

POWDERY MILDEW CONTROL

For control of powdery mildew on fruits, vegetables, roses, shrubs, houseplants and ornamentals: Thoroughly apply to both upper and lower leaf surfaces. Continue every 7-14 days as needed until disease is eliminated.

DIRECTIONS FOR DORMANT USE

Controls egg stages of pests present in dormant season and scale insects, mites and mealybugs on dormant shrubs (such as roses), evergreens, woody plants, fruit trees and shade trees. For dormant use apply a 2% formulation, mix 4 teaspoons of concentrate with 1 quart water (or 2 fluid ounces concentrate with 3 quarts water). Thoroughly wet the dormant plants or trees.

USE PRECAUTIONS

Oil removes the glaucous (blue) bloom from such evergreens as Colorado blue spruce and Koster spruce. Use caution on blooms and buds and on oil sensitive plants such as: Chamaecyparis, Cryptomeria, Japanese Holly, Red Cedar and Smoke Tree. If concerned about sensitivity of plants, test spray a portion of the plant and wait several days to determine if burn occurs before spraying larger areas.

Do not combine with sulfur and do not follow a previous application of sulfur or apply sulfur following an application of this material until sufficient time has elapsed for safety (at least 30 days).

When used in combination with or immediately before or after spraying, this product may increase the phytotoxicity of dinitro compounds, or fungicides such as Captan, Folpet, Karathene and Morestan, or copper compounds. If in doubt, treat a small area with a combination spray and wait several days to determine if burn occurs.

Do not use NEU1160 spray when temperatures are above 90°F. When temperatures drop below 32°F during the night, do not spray tree and vine crops until daytime temperatures have warmed to a point above 35°F and crops are free from moisture due to melting frost or heavy dews.

Use of the NEU1160 on citrus after October 1 is capable of increasing the tree's susceptibility to cold damage.

STORAGE AND DISPOSAL

STORAGE: Store this product in its original container and keep in a secure storage area out of reach of children and domestic animals.

DISPOSAL:

If empty: Nonrefillable container. Do not reuse or refill this container. Offer for recycling, if available.

If partly filled: Call your local solid waste agency for disposal instructions. Never place unused product down any indoor or outdoor drain.

BATCH CODE

[The registrant may use one of these optional statements, either:

"WARRANTY STATEMENT

To the extent consistent with applicable law, seller warrants that this product conforms to the chemical description on this label and is reasonably fit for purposes stated on this label only when used in accordance with directions under normal use conditions. To the fullest extent permitted by law, the seller shall not be liable for damages caused by buyers use of product contrary to label directions, or under abnormal use conditions, or under conditions not reasonably foreseeable to seller. To the extent consistent with applicable law, seller makes no other warranties, either expressed or implied.

OR

We guarantee your satisfaction or your money back.

OR

Unconditionally guaranteed by W. Neudorff GmbH KG. If for any reason you are not satisfied with this product, send proof of purchase to the address shown and we will gladly refund your purchase price.]

OR

Money Back Guarantee: If you are not satisfied with this product, we will gladly refund your original purchase price.

[Marketing claims and product information that may or may not be presented on the container or supplemental labeling for commercial agricultural use or household use:

- Dormant and growing season insect spray.
- Kills all stages of insects, including eggs.
- Kills all stages of insects
- Kills all stages of insects, including eggs, plus controls powdery mildew.
- Kills: adelgids, aphids, mites, leafhoppers, mealybugs, scale, phylloxera, psyllids, immature plant bugs, sawfly larvae, whiteflies, and controls powdery mildew.
- Based on plant oils.
- This product, based on plant oils, is ideal for fruits, vegetables, roses, and flowers. It can be used as a dormant and growing season spray, to control all stages of insects. Ready to Spray, just attach to your hose and spray.
- Residual protection against spider mites.

MASTER LABEL-NEU 160 Vegetable Oil Insecticide
10 of 19

- Protects against spider mites.
- Does not persist in the environment.
- Contact insecticide, ovicide.
- Insecticide from plants for plants.
- Acts as a repellent (ovipositional and feeding deterrent).
- Use to control insects, mites, scale.
- Use to control insects, mites, scale and powdery mildew.
- Controls powdery mildew.
- For roses, flowers, fruits, vegetables, houseplants and trees.
- Read the label first!
- Quick Facts:
- Where to Use: on listed fruit trees, vegetables, ornamental and shade trees.
- When to Use: When insects, insect damage, or powdery mildew first appears.
- How Much to Use: 4 teaspoons in 1 quart of water [for use without hose end sprayer]
- How much to use: No mixing or measuring needed. Dilutes automatically as you spray. [For use with the hose end sprayer]
- [For 16-ounce container] This container will cover 648 square feet.
- [For 24-ounce container] This container will cover 972 square feet.
- [For 32-ounce container] This container will cover 1296 square feet.
- [For 1-gallon container] This container will cover 5184 square feet.
- [For 16-ounce container] Coverage: will treat 648 square feet.
- [For 24-ounce container] Coverage: will treat 972 square feet.
- [For 32-ounce container] Coverage: will treat 1296 square feet.
- [For 1-gallon container] Coverage: will treat 5184 square feet.
- From plants for plants
- Ideal for roses, fruits & vegetables
- For roses, flowers & vegetables
- Controls mites, whiteflies, aphids, and all stages of insects & eggs
- With the Hose'n Go® Sprayer
- Manufactured under a license of Neudorff
- Makes over XX gallons
- Insecticide from plants for plants
- For dormant and growing season use.
- For year round use.
- Use to control all stages of insects and eggs
- Ready-to-Spray
- Note: For emergency medical emergency information, you may call toll free 1-XXX-XXX-XXXX.
- For questions or comments, call toll-free 1-XXX-XXX-XXXX
- Contains Vegol™, a trademark of W. Neudorff GmbH KG, Germany
- Made with Vegol™, a trademark of W. Neudorff GmbH KG, Germany
- Vegol™ is a trademark of W. Neudorff GmbH KG, Germany.
- Listed by the Organic Materials Review Institute (OMRI) for use in production of organic food and fiber.
- Listed by the Organic Materials Review Institute (OMRI) for use in organic production.
- www.neudorff.com

12 of 20

MASTER LABEL-NEU1160 Vegetable Oil Insecticide
11 of 19



■ For Organic Gardening

■ OMRI Listed



■ For use in homes, home gardens and home greenhouses.

■ For use indoors, outdoors and in greenhouses.]

130f20

Sublabel B

COMMERCIAL/AGRICULTURE USE LABEL

NEU1160
Vegetable Oil Insecticide

| Active Ingredient | By Wt. |
|------------------------|--------|
| Canola Oil | 96% |
| Other Ingredients..... | 4% |
| Total | 100% |

This product contains 7.368 lbs. of active ingredient per gallon.

KEEP OUT OF REACH OF CHILDREN

CAUTION

FIRST AID

IF ON SKIN OR CLOTHING: Take off contaminated clothing. Rinse skin immediately with plenty of water for 15-20 minutes. Call a poison control center or doctor for treatment advice.

Hotline Number

Have the product container or label with you when calling a poison control center or doctor or going for treatment. You may also contact the National Pesticide Information Center hotline at 1-800-858-7378 for emergency medical treatment information.

NET CONTENTS: 1 gallon, 5 gallons, 20 gallons, 45 gallons, 55 gallons, 200 gallons and 211 gallons (800 liters)

EPA Registration #: 67702-4

EPA Establishment # 67702-WG-1

Registrant: W. Neudorff GmbH KG, Postfach 1209, an der Mühle 3,
D-31860 Emmerthal, Germany

Phone: 250-652-5888

www.neudorff.com [in the alternative, the distributor's telephone number and website address may be used]

PRECAUTIONARY STATEMENTS

Hazards to Humans and Domestic Animals: CAUTION. Avoid contact with skin or clothing.

Personal Protective Equipment (PPE) Requirements: Applicators and other handlers must wear: long-sleeved shirt and long pants; shoes plus socks; and chemical resistant gloves. Follow the manufacturer's instructions for cleaning/ maintaining PPE. If no such instructions for washables, use detergent and hot water. Keep and wash PPE separately from other laundry.

IMPORTANT: When reduced PPE is worn because a closed system is being used, handlers must be provided all PPE specified above for "applicators and other handlers" and have such PPE immediately available for use in an emergency, such as a spill or equipment breakdown.

User Safety Recommendations

- Users should wash hands before eating, drinking, chewing gum, using tobacco, or using the toilet.
- Users should remove clothing immediately if pesticide gets inside. Then wash thoroughly and put on clean clothing.
- Users should remove clothing immediately after handling this product. Wash the outside of gloves before removing. As soon as possible, wash thoroughly and change into clean clothing.

Environmental Hazards: For terrestrial uses: Do not apply directly to water, or to areas where surface water is present or to intertidal areas below the mean high water mark. Do not contaminate water when disposing of equipment washwater or rinsate.

DIRECTIONS FOR USE

It is a violation of Federal law to use this product in a manner inconsistent with its labeling.

Do not apply this product in a way that will contact workers or other persons, either directly or through drift. Only protected handlers may be in the area during application. For any requirement specific to your State or Tribe, consult the State/Tribe agency responsible for pesticide regulation.

AGRICULTURAL USE REQUIREMENTS

Use this product only in accordance with its labeling and with the Worker Protection Standard, 40 CFR part 170. This standard contains requirements for the protection of agricultural workers on farms, forests, nurseries, and greenhouses, and handlers of agricultural pesticides. It contains requirements for training, decontamination, notification, and emergency assistance. It also contains specific instructions and exceptions pertaining to the statements on this label about personal protective equipment (PPE), and the restricted-entry interval. The requirements in this box only apply to uses of this product that are covered by the Worker Protection Standard (WPS).

Do not enter or allow worker entry into treated areas during the restricted entry interval (REI) of 4 hours.

PPE required for early entry into treated areas that is permitted under the Worker Protection Standard and that involves contact with anything that has been treated, such as plants, soil or water is: coveralls; shoes plus socks and chemical resistant gloves made of waterproof material.

Read entire label. Use only as directed. Shake well before each use. Thoroughly wet all parts of the plants. Repeat treatment in 1 - 2 weeks if needed.

DIRECTIONS FOR MIXING

For field applications, apply 2% formulations, 1 gal of NEU1160 Vegetable Oil Insecticide per 50 gal of water, at a rate of 400 gal/acre.

1. Add sufficient water to the mixing tank to allow proper agitation by pump or paddles.
2. Continue stirring while adding first NEU1160 Vegetable Oil Insecticide then the remaining water.
3. Continue to stir throughout use.
4. Flush fluid in sprayer hose lines back into the tank if the solution has remained unstirred for more than 20 minutes.

PESTS/SITES AND APPLICATION INSTRUCTIONS

Repeat treatment in 1-2 weeks if needed.

| Crop | Pest | Application | Rate |
|--|---|--|------|
| Fruit and nut trees - apples, apricots, cherries, nectarines, peaches, pears, plums, prunes, nuts (pecans and almonds) | aphids, apple red bug, scales, European red mite, fruittree leafroller, leafhoppers, mites, pear psylla, certain caterpillars | Dormant, pre-bloom and summer use. | 2% |
| | Powdery mildew | Initiate sprays when disease first appears. Continue sprays every 7-14 days. | 2% |

leaf 20

| Crop | Pest | Application | Rate |
|--|--|--|------|
| Roses; flowering, foliage and bedding plants - greenhouse and outdoors | aphids, fungus gnats, lace bugs, leafminers, mealybugs, mites, scales, whiteflies | Apply as needed | 2% |
| | Powdery mildew | Initiate sprays when disease first appears. Continue sprays every 7-14 days. | 2% |
| Cotton | aphids, spider mites, whiteflies | When insects appear - repeat weekly as needed | 2% |
| Sugar beets | leafminer, mites | As needed | 2% |
| Soybeans, melons, tomatoes, vegetables (asparagus, beans, beets, cabbage, cauli-flower, celery, corn, cucurbits, eggplant, lettuce, lima beans, peas, potatoes, peppers, radishes, squash) | aphids, adelgids, armored scale, beetle larvae, cankerworms, certain caterpillars, leafhoppers, leafminers, leafrollers, mealybugs, mites, psyllids, plant bugs, soft scales, webworms, whiteflies | Summer use | 2% |
| | Powdery mildew | Initiate sprays when disease first appears. Continue sprays every 7-14 days. | 2% |
| Figs | fig scale | Dormant or pre-bloom | 2% |
| Olives | spider mites, scales: parlatoria, oleander and black | Pre-bloom or post-bloom | 2% |
| Small fruits, (grapes, strawberry, blueberry, raspberry, cranberry) | aphids, grape phylloxera, leafhoppers, mealybugs, mites, scales | Dormant and summer use | 2% |
| | Powdery mildew | Initiate sprays when disease first appears. Continue sprays every 7-14 days. | 2% |

170620

| Crop | Pest | Application | Rate |
|--|---|---|------|
| Citrus | aphids: citrus mealybug; mites; scale: red, black, yellow & purple | Post-bloom, summer or fall | 2% |
| Ornamental and shade trees (flower and foliage plants, birch, flowering cherry, dogwood, evergreens, hawthorn, holly, magnolia, maple, oak, flowering peach, privet, pyracantha, sycamores) | aphids, adelgids, certain caterpillars, gall mites, lace bugs, leaf beetle larvae, leafhoppers, mealybugs, mites, plant bugs (immature), psyllids (immature), scales (immature), spider mites, whiteflies (immature) | Dormant, pre- bloom and summer use | 2% |
| | Powdery mildew | Initiate sprays when disease first appears. Continue sprays every 7-14 days. | 2% |
| Houseplants | aphids, fungus gnats, mealybugs, mites, scales, springtails, whiteflies | As needed | 2% |
| | Powdery mildew | Initiate sprays when disease first appears. Continue sprays every 7-14 days. | 2% |
| Forage (alfalfa) | spider mites | As needed | 2% |
| Hops | Powdery mildew | Initiate sprays when disease first appears. Continue sprays every 7-14 days | 2% |

POWDERY MILDEW CONTROL

For control of powdery mildew on fruits, vegetables, roses, shrubs, houseplants and ornamentals: Start spraying when disease first appears. Thoroughly apply to both upper and lower leaf surfaces. Continue every 7 to 14 days as needed until disease is eliminated. To prevent infection and protect new growth, spray pre-bloom and at early leaf stages.

DIRECTIONS FOR DORMANT USE

Controls egg stages of pests present in dormant season and scale insects, mites and mealybugs on dormant shrubs, evergreens, woody plants, fruit trees and shade trees.

For field applications apply 2% formulation, 1 gal. NEU1160 Vegetable Oil Insecticide per 50 gal of water, at a rate of 400 gal/acre.

USE PRECAUTIONS

Oil removes the glaucous (blue) bloom from such evergreens as Colorado blue spruce and Koster spruce. Use caution on blooms and buds and on oil sensitive plants such as: Chamaecyparis, Cryptomeria, Japanese Holly, Red Cedar and Smoke Tree. If concerned about sensitivity of plants, test spray a portion of the plant and wait several days to determine if burn occurs before spraying larger areas.

For foliage application the spray tank must be free of any sulfur residue before using this material. Do not combine sulfur sprays with this material on foliage during spring and summer months and do not follow a previous application of sulfur or apply sulfur following an application of this material until sufficient time has elapsed for safety (at least 30 days). If in doubt, spray a portion of one tree previously treated with sulfur and wait several days to determine if burn occurs.

When used in combination with or immediately before or after spraying, this product may increase the phytotoxicity of dinitro compounds, or fungicides such as Captan, Folpet, Karathene and Morestan, or copper compounds. If in doubt, treat a small area with a combination spray and wait several days to determine if burn occurs.

Some plants, such as roses, apple trees and strawberries, are sensitive to multiple applications of oil products. Use caution with repeat sprays and if concerned about sensitivity, test spray small areas or individual plants prior to large scale treatment.

Do not use NEU1160 spray when temperatures are above 90°F. When temperatures drop below 32°F during the night, do not spray tree and vine crops until daytime temperatures have warmed to a point above 35°F and crops are free from moisture due to melting frost or heavy dews.

Use of the NEU1160 on citrus after October 1 is capable of increasing the tree's susceptibility to cold damage.

Do not apply this product through any type of irrigation system.

STORAGE AND DISPOSAL

Do not contaminate water, food or feed by storage and disposal.

PESTICIDE STORAGE: Store this product in its original container and keep in a secure storage area out of reach of children and domestic animals.

PESTICIDE DISPOSAL: Wastes resulting from the use of this product must be disposed of on site or at an approved waste disposal facility.

CONTAINER DISPOSAL: (For containers with capacities equal to or less than 5 gallons): Triple rinse as follows: Empty the remaining contents into application equipment or a mix tank and drain for 10 seconds after the flow begins to drip. Fill the container $\frac{1}{4}$ full with water and recap. Shake for 10 seconds. Pour rinsate into application equipment or a mix tank or store rinsate for later use or disposal. Drain for 10 seconds after the flow begins to drip. Repeat this procedure two more times. (For containers with capacities greater than 5 gallons): Triple rinse as follows: Empty the remaining contents into application equipment or a mix tank. Fill the container $\frac{1}{4}$ full with water. Replace and tighten closures. Tip container on its side and roll it back and forth, ensuring at least one complete revolution, for 30 seconds. Stand the container on its end and tip it back and forth several times. Empty the rinsate into application equipment or a mix tank or store rinsate for later use or disposal. Repeat this procedure two more times.

BATCH CODE

[The registrant may use one of these optional statements, either:

"WARRANTY STATEMENT

Seller warrants that this product conforms to the chemical description on this label and is reasonably fit for purposes stated on this label only when used in accordance with directions under normal use conditions. To the fullest extent permitted by law, the seller shall not be liable for damages caused by buyers use of product contrary to label directions, or under abnormal use conditions, or under conditions not reasonably foreseeable to seller. Seller makes no other warranties, either expressed or implied.

or

We guarantee your satisfaction or your money back.

or

Unconditionally guaranteed by W. Neudorff GmbH KG. If for any reason you are not satisfied with this product, send proof of purchase to the address shown and we will gladly refund your purchase price.]

[Marketing claims and product information that may or may not be presented on the container or supplemental labeling for commercial agricultural use or household use:

- Dormant and growing season insect spray.
- Kills all stages of insects, including eggs.
- Based on plant oils.
- Residual protection against spider mites.

- Does not persist in the environment.
- Contact insecticide, ovicide.
- Insecticide from plants for plants.
- Acts as a repellent (ovipositional and feeding deterrent).
- Use to control insects, mites, scale.
- For flowers, fruits and vegetables, houseplants, trees.
- This container will cover 648 square feet and make 6 gallons of spray.
- This container will cover 972 square feet and make 9 gallons of spray.
- This container will cover 1296 square feet and make 12 gallons of spray.
- This container will cover 5184 square feet and make 48 gallons of spray.
- From plants for plants
- Ideal for roses, fruits & vegetables
- For roses, flowers & vegetables
- Controls mites, whiteflies, aphids, and all stages of insects & eggs
- Use to control insects, mites, scale and powdery mildew.
- Controls powdery mildew.
- With the Hose'n Go® Sprayer
- Manufactured under a license of Neudorff
- Makes over XX gallons
- Insecticide from plants for plants
- Contains Vegol™, a trademark of W. Neudorff GmbH KG, Germany
- Made with Vegol™, a trademark of W. Neudorff GmbH KG, Germany
- Vegol™ is a trademark of W. Neudorff GmbH KG, Germany.
- Listed by the Organic Materials Review Institute (OMRI) for use in production of organic food and fiber.
- Listed by the Organic Materials Review Institute (OMRI) for use in organic production.
- www.neudorff.com



- For Organic Production
- OMRI Listed



[Marketing claims and product information that may or may not be presented on the container or supplemental labeling for the household-use:

- For use in homes, home gardens and home greenhouses.
- For use indoors, outdoors and in greenhouses.]