



UNITED STATES ENVIRONMENTAL PROTECTION AGENCY
WASHINGTON, DC 20460

OFFICE OF CHEMICAL SAFETY
AND POLLUTION PREVENTION

February 2, 2017

Laurent C. Mézin, Ph. D.
Regulatory and Government Affairs Leader
SePRO Corporation
11550 N. Meridian Street, Suite 600
Carmel, IN 46032-4562

Subject: PRIA Label Amendment – Removal of Grazing Restriction
Product Name: BRAKE FX HERBICIDE
EPA Registration Number: 67690-74
Application Date: 2/12/2016
Decision Number: 514446

Dear Dr. Mézin:

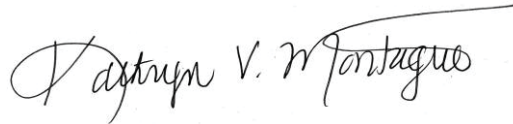
The application referred to above, submitted under the Federal Insecticide, Fungicide and Rodenticide Act, as amended is acceptable under FIFRA sec 3 (c)(5). You must submit and/or cite all data required for registration/reregistration/registration review of your product when the Agency requires all registrants of similar products to submit such data.

A stamped copy of your labeling is enclosed for your records. This labeling supersedes all previously accepted labeling. You must submit one (1) copy of the final printed labeling before you release the product for shipment with the new labeling. In accordance with 40 CFR 152.130(c), you may distribute or sell this product under the previously approved labeling for 18 months from the date of this letter. After 18 months, you may only distribute or sell this product if it bears this new revised labeling or subsequently approved labeling. "To distribute or sell" is defined under FIFRA section 2(gg) and its implementing regulation at 40 CFR 152.3.

Should you wish to add/retain a reference to the company's website on your label, then please be aware that the website becomes labeling under the Federal Insecticide Fungicide and Rodenticide Act and is subject to review by the Agency. If the website is false or misleading, the product would be misbranded and unlawful to sell or distribute under FIFRA section 12(a)(1)(E). 40 CFR 156.10(a)(5) list examples of statements EPA may consider false or misleading. In addition, regardless of whether a website is referenced on your product's label, claims made on the website may not substantially differ from those claims approved through the registration process. Therefore, should the Agency find or if it is brought to our attention that a website contains false or misleading statements or claims substantially differing from the EPA approved registration, the website will be referred to the EPA's Office of Enforcement and Compliance.

Your release for shipment of the product constitutes acceptance of these conditions. If these conditions are not complied with, the registration will be subject to cancellation in accordance with FIFRA section 6. If you have any questions, please contact Sarah Meadows by phone at 703-347-0505, or via email at meadows.sarah@epa.gov.

Sincerely,

A handwritten signature in black ink, reading "Kathryn V. Montague". The signature is fluid and cursive, with a long horizontal flourish extending from the end of the name.

Kathryn Montague, Product Manager 23
Herbicide Branch
Registration Division (7505P)
Office of Pesticide Programs

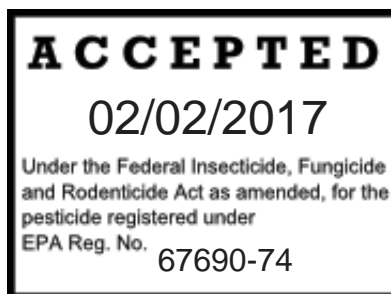
Enclosure

Brake[®] FX

Herbicide

EPA Reg. No. 67690-74

FPL20170202 Clean



Registration Notes: Based on label with FPL20160210, EPA stamped on 11 February 2016 and comments of 24 January 2017 & 02 February 2017.

General Label Changes:

1. Updated FPL date
2. Changes requested by EPA
3. Other minor changes

[Front; all containers]



GROUP	7, 12	HERBICIDES
-------	-------	------------

Brake[®] FX

Herbicide

Preemergent herbicide for use in cotton to control pigweed

Active Ingredients

fluridone:

1-methyl-3-phenyl-5-[3-(trifluoromethyl)phenyl]-4(1*H*)-pyridinone 6.30%

fluometuron:

1,1-dimethyl-3-(a,a,a-trifluoro-m-tolyl) urea..... 31.51%

Other Ingredients 62.19%

TOTAL 100.00%

Equivalent to 0.6 pounds fluridone and 3.0 pounds fluometuron active ingredient per gallon.

KEEP OUT OF REACH OF CHILDREN

CAUTION

Si usted no entiende la etiqueta, busque a alguien para que se la explique a usted en detalle. (If you do not understand the label, find someone to explain it to you in detail).

Caution. Harmful if swallowed, inhaled or absorbed through skin. Causes moderate eye irritation. Do not get in eyes, on skin or on clothing. Avoid breathing vapors or spray mist. Wash thoroughly with soap and water after handling and before eating, drinking, chewing gum, using tobacco or using the toilet. Remove and wash contaminated clothing before reuse.

FIRST AID	
If in eyes	<ul style="list-style-type: none">• Hold eye open and rinse slowly and gently with water for 15 to 20 minutes.• Remove contact lenses, if present, after the first 5 minutes; then continue rinsing eye.• Call a poison control center or doctor for treatment advice.
If swallowed	<ul style="list-style-type: none">• Call a poison control center or doctor immediately for treatment advice.• Have person sip a glass of water if able to swallow.• Do not induce vomiting unless told to by a poison control center or doctor.• Do not give anything to an unconscious person.
If on skin or clothing	<ul style="list-style-type: none">• Take off contaminated clothing.• Rinse skin immediately with plenty of water for 15 to 20 minutes.• Call a poison control center or doctor for treatment advice.
If inhaled	<ul style="list-style-type: none">• Move person to fresh air.• If person is not breathing, call 911 or an ambulance; then give artificial respiration, preferably mouth-to-mouth, if possible.• Call a poison control center or doctor for further treatment advice
NOTE TO PHYSICIAN: Probable mucosal damage may contraindicate the use of gastric lavage.	
HOTLINE NUMBER	

Have the product container or label with you when calling a poison control center or doctor, or going for treatment. In case of emergency endangering health or the environment involving this product, call **INFOTRAC** at **1-800-535-5053**.

SHAKE WELL BEFORE USING

Refer to inside of label booklet for additional Precautionary Information and Directions for Use including Storage and Disposal.

NOTICE: Read the entire label before using. Use only according to label directions. **Before buying or using this product, read *Warranty Disclaimer* and *Misuse* statements inside label booklet. If terms are unacceptable, return at once, unopened.**

Agricultural Chemical: Do not ship or store with food, feeds, drugs or clothing.

EPA Reg. No. 67690-74

EPA Est. No. _____

FPL20170202

[SPC]-_____

Brake is a registered trademark of SePRO Corporation

SePRO Corporation • 11550 North Meridian Street, Suite 600 • Carmel, IN 46032, U.S.A.

Net contents _____ (Non-refillable)

PRECAUTIONARY STATEMENTS

HAZARDS TO HUMANS AND DOMESTIC ANIMALS

Keep Out of Reach of Children

CAUTION

Si usted no entiende la etiqueta, busque a alguien para que se la explique a usted en detalle. (If you do not understand the label, find someone to explain it to you in detail.)

Caution. Harmful if swallowed, inhaled or absorbed through skin. Causes moderate eye irritation. Do not get in eyes, on skin or on clothing. Avoid breathing vapors or spray mist. Wash thoroughly with soap and water after handling and before eating, drinking, chewing gum, using tobacco or using the toilet.

PERSONAL PROTECTIVE EQUIPMENT (PPE)

Mixers, loaders, applicators and other handlers must wear:

- Long-sleeved shirt and long pants or coveralls worn over short sleeved shirt and pants;
- Chemical-resistant gloves;
- Shoes plus socks; and
- Protective eyewear.

Discard clothing and other absorbent materials that have been drenched or heavily contaminated with this product's concentrate. Do not reuse them. Follow manufacturer's instructions for cleaning/maintaining PPE. If no such instructions for washables, use detergent and hot water. Keep and wash PPE separately from other laundry.

When handlers use closed systems or enclosed cabs in a manner that meets the requirements listed in the Worker Protection Standard (WPS) for agricultural pesticides [40CFR 170.240(d)(4-6)], the handler PPE requirements may be reduced or modified as specified in the WPS.

USER SAFETY RECOMMENDATIONS

Users should:

- Wash hands thoroughly after handling and before eating, drinking, chewing gum, using tobacco, or using the toilet.
- Remove clothing immediately if pesticide gets inside. Then wash thoroughly and put on clean clothing.
- Remove PPE immediately after handling this product. Wash the outside of gloves before removing. As soon as possible, wash thoroughly and change into clean clothing.

ENVIRONMENTAL HAZARDS

For terrestrial use only. Do not apply directly to water, or to areas where surface water is present, or to intertidal areas below the mean high water mark. Do not contaminate water when disposing of equipment washwater or rinsate. Do not apply when weather conditions favor drift from target area.

Groundwater Advisory

One or more of the pesticides in this product is known to leach through soil into groundwater, under certain conditions. Use of this chemical in areas where soils are permeable, particularly where the water table is shallow, may result in groundwater contamination.

Groundwater advisory (for SUMTER COUNTY, GEORGIA AND THE COUNTIES OF COLBERT, LAWRENCE, LIMESTONE, MADISON, AND TUSCALOOSA, ALABAMA)

Do not apply within 100 feet of any well used for potable water. Do not apply to fields with dewatering or agricultural drainage wells. Do not apply this product within 100 feet from the edge of areas containing karst topographical features containing sinkholes, caverns, springs, and sinking or disappearing streams. Where groundwater aquifers exist at a depth of 30 feet or less from the surface, do not apply this product where soils are Hydrologic Group A.

Surface Water Advisory

This product may impact surface water quality due to runoff of rain water. This is especially true for poorly draining soils and soils with shallow ground water. This product is classified as having high potential for reaching surface water via runoff for several months or more after application. A level, well-maintained vegetative buffer strip between areas to which this product is applied and surface water features such as ponds, streams, and springs will reduce the potential loading of this product from runoff water and sediment. While at least 0.5 inches of rainfall or irrigation is recommended after application, runoff of this product should be avoided and will be reduced by avoiding applications when runoff-producing rainfall is expected to occur within 48 hours.

PHYSICAL OR CHEMICAL HAZARDS

Do not allow contact or storage with oxidizing agents. Hazardous chemical reaction may occur.

DIRECTIONS FOR USE

It is a violation of Federal Law to use this product in a manner inconsistent with its labeling.

DO NOT apply this product in a way that will contact workers or other persons, either directly or through drift. Only protected handlers may be in the area during application. For any requirements specific to your State or Tribe, consult the agency responsible for pesticide regulation. Ensure spray drift to non-target species does not occur.

Keep containers closed to avoid spills and contamination.

IN CASE OF EMERGENCY

In case of large-scale spillage regarding this product, call INFOTRAC at 1-800-535-5053.

In case of medical emergency regarding this product, call:

- Your local doctor for immediate treatment;
- Your local poison control center (hospital);
- INFOTRAC: 1-800-535-5053.

Steps to be taken in case material is released or spilled:

- Dike and contain the spill with inert material (sand, earth, etc.) and transfer liquid and solid diking material to separate containers for disposal.
- Remove contaminated clothing, and wash affected skin areas with soap and water.
- Wash clothing before reuse.
- Keep the spill out of all sewers and open bodies of water.

AGRICULTURAL USE REQUIREMENTS

Use this product only in accordance with its labeling and with the Worker Protection Standard, 40 CFR part 170. This Standard contains requirements for the protection of agricultural workers on farms, forests, nurseries, and greenhouses, and handlers of agricultural pesticides. It contains requirements for training, decontamination, notification, and emergency assistance. It also contains specific instructions and exceptions pertaining to the statements on this label about personal protective equipment (PPE), restricted-entry interval, and notification to workers.

Do not enter or allow worker entry into treated areas during the restricted entry interval (REI) of 24 Hours. Exception: If the product is soil-injected or soil-incorporated, the Worker Protection Standard, under certain circumstances, allows workers to enter the treated area if there will be no contact with anything that has been treated.

The requirements in this box only apply to uses of this product that are covered by the Worker Protection Standard.

PPE required for early entry to treated areas that is permitted under the Worker Protection Standard and involves contact with anything that has been treated, such as plants, soil, or water, is:

- Coveralls worn over short sleeved shirt and pants;
- Chemical resistant gloves such as barrier laminate or viton;
- Shoes plus socks; and
- Protective eyewear.

PRODUCT INFORMATION

This product is a selective pre-emergent herbicide for use in cotton to control pigweed (eg *Palmer amaranth*). This product is also active on a range of annual grass and small seeded broadleaf weeds. Depending on application rate and soil type, this product may be applied as preplant or preemergent surface application in coarse, medium or fine textured soils (refer to Table 2 for application rates for this product). Herbicidal symptoms of this product appear as white (chlorotic) or pink growing points in susceptible plant species. Cotton is tolerant to applications of this product when applied according to the label. Some crinkling or spotting on cotton foliage or stunting may occur, especially if heavy rainfall occurs during or soon after cotton emergence, but cotton plants normally outgrow these effects and develop normally.

Use Restrictions

- Do not apply by air.
- Chemigation: Do not apply through any type of irrigation system.
- Do not apply more than 42 fluid ounces of this product per acre per year (equivalent to 0.2 pounds fluridone/acre; 1.0 pound fluometuron/acre).
- Apply prior to planting or prior to emergence of cotton. **DO NOT apply this product over the top of cotton plants as cotton injury will likely occur.**
- Do not apply more than 2 lbs of fluometuron per acre per year from all sources, in coarse soils listed in Table 2. Do not apply more than 3 lbs of fluometuron per acre per year from all sources in medium and fine soils listed in Table 2.
- Do not tank-mix this product with other products containing fluometuron as cotton injury, or illegal residues may occur.
- On coarse textured soils or soils low in organic matter, do not apply a preemergence herbicide with a similar mode of action (e.g. diuron) less than 30 days following a preplant application of this product.

- Do not make more than two applications of fluometuron containing products to the same crops or field in any 1 year.
- Wait at least 20 days following this product application before making a second application of a fluometuron containing product.
- Do not use this product in conjunction with a soil-applied organophosphate insecticide at planting.
- Organic fertilizer must be incorporated into soil prior to application of this product to the soil surface.

Geographic Restrictions

- AR, LA, and MS only: do not apply more than 32 fluid ounces this product per acre to sandy loam soils low in organic matter.
- AZ and NM only: Do not use this product on sandy or coarse-textured soil of less than 1% organic matter.
- West TX only: do not use this product on sandy, loamy sand, or fine sandy loam soils. Do not use this product on cotton planted in furrows.

Use Precautions

- Thoroughly clean the spray system with water and a suitable tank cleaner before and after each use.
- To provide adequate coverage, it is recommended that ground speed not exceed 10 mph during application.
- Avoid overlapping spray swaths as injury may occur to rotational crops.

Rotational Crop Restrictions

- If this product is used for two consecutive years in the same field, only plant cotton, peanut or sweet potato the following year in those fields.
- In the event of poor cotton stand due to adverse weather or other circumstances, a field treated with this product may be replanted with cotton following light tillage or planted in the undisturbed soil. During replanting, minimum tillage is recommended to preserve the herbicide barrier for effective weed control. Do not apply a second application of this product as crop injury or illegal residues may occur in harvested crops. Wait at least 20 days following this product's application before making a second application of a fluometuron containing product. If tank-mix combinations were initially used, refer to product labels for any additional replanting instruction.
- Follow the crop rotation intervals specified in Table 1. For any crop not specifically listed in Table 1, do not replant for at least 18 months in fields treated with this product, as crop injury may occur.
- Over-application may result in crop injury or injury to rotational crops. Avoid overlapping spray swaths, as injury may occur to rotational crops.

Brake FX may persist in the soil past the cotton growing season. To avoid difficulties in establishing rotational crops, follow the restrictions in Table 1:

Table 1. Rotational crop restrictions for Brake FX¹.	
Crop to be planted	Minimum rotation interval (months after last Brake FX application)
Application rate of 32 fluid ounces or less of Brake FX per acre	
Cotton	0
Wheat ²	8
Corn ³ , sorghum ³ , peanut, rice, and soybean	10
Sweet potato, barley, and rye	12
Alfalfa, sunflower, and crops in the Solanaceae family (e.g. peppers, tobacco and tomatoes)	18
Application rates between 32 and 42 fluid ounces Brake FX per acre	
Cotton	0
Peanut, rice, and soybean	10
Sweet potato, wheat, barley, and rye	12
Corn and sorghum	15
Alfalfa, sunflower, and crops in the Solanaceae family (e.g. peppers, tobacco and tomatoes)	18

¹ AZ and NM only: Do not plant areas treated with this product to wheat, peanut, rice, corn, sorghum, or soybean for at least 12 months following the last application. West Texas only: Add 4 months to rotational restrictions for all crops except cotton and peanut.

² If used as a cover crop (i.e. will not be harvested), wheat may be planted 5 months after the last Brake FX application if no more than 32 fluid ounces per acre were applied. Do not graze or harvest rotational cover crops for food or animal feed. Minor chlorosis and stunting of the small grains may occur, especially if heavy rainfall occurs during or soon after emergence, but plants typically outgrow these effects and develop normally.

³ Minor chlorosis and stunting of corn and sorghum may occur, especially if heavy rainfall occurs during or soon after emergence, but plants typically outgrow these effects and develop normally.

MIXING AND APPLICATION DIRECTIONS

Apply this product evenly and uniformly to the soil surface with a minimum spray solution of 10 gallons per acre. Fill spray tank partially full with water (e.g. ½ full). Start agitation. Add correct quantity of this product. **Maintain continuous agitation while filling spray tank to required volume and during application. Do not stop agitation prior to or during application.** Nozzle selection should meet manufacturer's volume and pressure recommendations for preplant surface or preemergence applications. Uniform spray coverage is essential for good efficacy.

Tank Mix Directions

This product may be tank-mixed with other herbicides to enhance efficacy and plant selectivity provided that the labels for this product and the tank-mix partner do not prohibit such mixing. When tank mixing, read and follow the labeled precautionary statements, directions for use, weeds controlled, and other restrictions for each tank mix product. Use in accordance with the most restrictive label limitations and precautions of the products used in the tank-mix. Do not exceed any labeled rate. **Due to the many herbicide formulations available and to ensure compatibility, ALWAYS conduct a jar test before field application of any tank-mix combination. Do not tank-mix this product with herbicides containing pendimethalin (e.g. Prowl®), trifluralin (e.g. Treflan®), or clomazone (e.g. Command®).** Do not allow tank-mixed material to sit in the spray tank for extended periods of time prior to application (e.g. overnight).

NOTE: Tank mixing or use of this product with any other product which is not specifically and expressly authorized by the label shall be at the exclusive risk of the user, applicator and/or application adviser, to the extent allowed by applicable law.

Spray Additives and Fertilizers: No adjuvants are needed for application of this product. However, if this product is part of a tank-mix that includes a burndown herbicide or combination, follow label use directions for the adjuvant/surfactant and other herbicides used in the tank-mix. Conduct a jar test before mixing this product with adjuvants and/or fertilizer to ensure compatibility. Generally, tank mix additives should be added last to the tank mix. **Do not mix this product with spray adjuvants or drift control agents containing polyacrylamide, or fertilizers containing sulfur.**

Soil Preparation – Start Weed Free

This product will not control established weeds. It is important to **start weed free** by controlling all existing weeds prior to and/or during this product's application. Depending on the type of tillage, established weeds could be covered with soil and shielded from exposure to the burndown herbicide. Therefore, for best results, apply burndown herbicides 24 to 96 hours prior to cultivation in conventional and strip tillage systems. Depending on environmental conditions, tillage can also disturb the seed bank and cause more weeds to germinate. Therefore, it is recommended to tank-mix this product with a burndown herbicide, such as Gramoxone® (active ingredient paraquat labeled for use in cotton), at the time of planting. It is the pesticide user's responsibility to ensure that all products in the listed mixtures are registered for the intended use. Users must follow the most restrictive directions for use and precautionary statements of each product in the tank mixture.

Spray Drift Management

Avoiding spray drift at the application site is the responsibility of the applicator and the grower. A variety of factors including weather conditions (e.g., wind direction, wind speed, temperature, relative humidity) and method of application can influence pesticide drift. The applicator must evaluate all factors and make appropriate adjustments when applying this product. The applicator and/or grower must consider the interaction of equipment and weather-related factors to ensure that the potential for drift to sensitive non-target plants is minimal. This product may only be applied when the potential for drift to adjacent sensitive areas (e.g., residential areas, known habitats for threatened or endangered species, non-target crops) is minimal (e.g., when wind is blowing away from the sensitive areas). Avoid drift to all other crops and non-target areas. Other crop species may be severely injured by drift. Do not apply under circumstances where possible drift can occur to unprotected persons or to food, forage, or other plantings that might be damaged or crops thereof rendered unfit for sale, use or consumption. All application equipment must be properly maintained and calibrated using appropriate carriers. For all applications, wind speed must be measured adjacent to the application site, on the upwind side, immediately prior to application. Do not apply when wind speed is greater than 15 MPH or during periods of temperature inversions. Do not apply when weather conditions, wind speed, or wind direction may cause spray drift to non-target areas.

Droplet Size: Apply as a medium or coarser spray (ASAE Standard 572)

Temperature Inversions: If applying at wind speeds less than 3 mph, the applicator must determine if a) conditions of temperature inversion exist, or b) stable atmospheric conditions exist at or below nozzle height. Do not make applications into areas of temperature inversions or stable atmospheric conditions.

Other State and Local Requirements: Applicators must follow all state and local pesticide drift requirements regarding application of fluometuron. Where states have more stringent regulations, they must be observed.

Additional requirement for groundboom application:

1. Do not apply with a nozzle height greater than 4 feet above the crop canopy.

APPLICATION RATES

Apply this product as a preplant surface or preemergence application. Refer to Table 2 for specific rates by soil type. Use the lower rates in soils where weed pressure is low and the higher rates in soils where weed pressure is heavy. Application of this product to soils with high clay content may require higher rates. Application of this product to soils with high organic matter (e.g. >3%) may result in reduced efficacy.

Table 2. Application rates for Brake FX.		
Soil Texture	Rate in fluid ounces/acre¹ (rate range)	Application Method
Coarse (sand, sandy loam, loamy sand, loam, or sandy clay loam)	32 fluid ounces	Preemergence Preplant surface up to 14 days prior to planting (except AZ, and NM) West TX only: do not use this product on sandy, loamy sand, or fine sandy loam soils. Do not use this product on cotton planted in furrows. Preplant incorporated (AZ and NM) ²
Medium (loam, silt loam, silt, sandy clay loam, silty clay loam³) and Fine (clay loam, silty clay, clay)	32 to 42 fluid ounces	Preemergence Preplant surface up to 14 days prior to planting (except AZ and NM) Preplant incorporated (AZ and NM)

¹Do not apply more than 42 fluid ounces per acre.

²See **Preplant Incorporated Applications** for use directions.

³Silty clay loam is a transitional soil and may be classified as medium or fine.

Band Application

This product may be applied as a banded application. When this product is applied on a band, calculate the amount of herbicide and water volume needed for band treatment by the following formulas:

$$\frac{\text{Band width in inches}}{\text{Row width in inches}} \times \frac{\text{Broadcast rate}}{\text{per acre}} = \text{Band herbicide rate per acre}$$

$$\frac{\text{Band width in inches}}{\text{Row width in inches}} \times \frac{\text{Broadcast volume}}{\text{per acre}} = \text{Band water volume per acre}$$

Band width must not exceed 50% (one-half) the cotton row width. Best coverage is obtained with a minimum of two nozzles, one directed to each side of the planted row. Application with a single nozzle directed over the top of the row is suitable for preemergence applications. Cultivation of untreated areas may be needed following band applications.

Resistance Management

This product contains both a Group 12 and Group 7 herbicide. These active ingredients, from different target site of action Groups, are combined in this product for improved weed control and resistance management practices. Any weed population may contain or develop plants naturally resistant to Group 12 or 7 herbicides. Combining active ingredients is one way to delay development of herbicide resistance. However, weed species with acquired resistance to Group 12 or 7 may eventually dominate the weed population if Group 12 or 7 herbicides are used repeatedly in the same field or in successive years as the primary method of control for targeted species. This may result in partial or total loss of control of those species by this product or other Group 12 or 7 herbicides.

Do not make more than two consecutive annual applications of this product. After the second year's application, use an alternative herbicide from groups other than 7 or 12, effective in controlling the weeds of concern the following year.

To delay herbicide resistance, consider:

- Avoiding the consecutive use of this product and other target site of action Group 7 or 12 herbicides that have a similar target site of action, on the same weed species;
- Basing herbicide use on a comprehensive Integrated Pest Management (IPM) program;
- Monitoring treated weed populations for loss of field efficacy and treat weed escapes immediately with another group herbicide - start weed free and stay weed free;
- Contacting your local extension specialist, certified crop advisors, and/or manufacturer for herbicide resistance management and/or integrated weed management recommendations for specific crops and resistant weed biotypes;
- Consulting your agricultural dealer, consultant, applicator, and/or appropriate state agricultural extension service representative for specific alternative cultural practices or herbicide recommendations available in your area.

- For further information or to report suspected resistance, you may contact a SePRO Corporation company representative.

Integrated Pest Management

This product may be used as part of an Integrated Pest Management (IPM) program that can include biological, cultural, and genetic practices aimed at preventing economic pest damage. IPM principles and practices include field scouting or other detection methods, correct target pest identification, population monitoring, and treating when target pest populations reach locally determined action thresholds. Consult your state cooperative extension service, professional consultants or other qualified authorities to determine appropriate action treatment threshold levels for treating specific pest/crop systems in your area.

APPLICATION METHODS

Germinating weeds can be controlled by soil residual activity from either preplant surface or preemergence applications of this product in no till, strip or conventional tillage situations. Moisture is necessary to activate this product in soil for residual weed control.

Preemergence Applications

Apply this product as a preemergence treatment to coarse textured soils at a rate of 32 fluid ounces/acre. This product may be applied as a preemergence treatment to medium and fine textured soils from 32 to 42 fluid ounces/acre. For best results, apply behind the planter (i.e. at planting) or within 36 hours after planting. **Do not apply as a preemergence treatment to coarse textured soils at rates greater than 32 fluid ounces/acre, or to medium and fine textured soils at rates greater than 42 fluid ounces/acre as crop injury may occur.**

Moisture is necessary to activate this product in soil for residual weed control. Dry weather following applications of this product may reduce effectiveness. For improved weed control, a minimum of 0.5 inches of rain or overhead irrigation is recommended following application.

Preplant Surface Applications (except AZ and NM)

This product may be applied as preplant surface application in coarse, medium or fine textured soils up to 14 days before planting. Apply after the last tillage operation is completed. **Early preplant applications may require additional weed control before planting.**

Preplant Incorporated Applications (AZ and NM)

This product may be applied preplant as a broadcast spray from 32 to 42 fl ounces/acre after the beds for preplant irrigation have been formed. Apply before the beds are dragged off (using a bed shaper set to remove 1 to 2 inches from beds) in preparation for planting. Furrow irrigation should precede the application and planting should follow as soon as possible. Plant into untreated soil after drag-off and return treated soil to the beds when furrows are reformed. Do not allow furrow irrigation water to pond over the beds. In AZ and NM, do not use this product on sandy or coarse-textured soil of less than 1% organic matter.

Controlling Early Weed Escapes

DO NOT use this product as a stand-alone herbicide. This product must be used as part of a comprehensive weed control program. Weeds may escape control prior to this product being activated by moisture. **A postemergent application within 18 days after planting that**

includes glyphosate, glufosinate, or other post-emergent herbicide that is effective at controlling the target weed and compatible with the cotton variety, combined with a residual herbicide (e.g. Warrant® or Dual Magnum®), **IS REQUIRED to control early germinating weeds and to overlap residual herbicides.** The purpose of overlapping residual herbicides during postemergent applications is to eliminate all weed escapes for a zero-tolerance approach. Aggressive scouting is recommended and, when necessary, use secondary postemergent applications including a residual herbicide. Depending on the frequency of weed escapes, standard post-directed or layby herbicide applications are also recommended, when necessary, in addition to other cultural practices. **Only use herbicides that are compatible with the cotton variety being grown.** If uncertain, contact a local extension agent or crop consultant to verify herbicide tolerance for different cotton varieties. It is the pesticide user's responsibility to ensure that all products in the listed mixtures are registered for the intended use. Users must follow the most restrictive directions for use and precautionary statements of each product in the tank mixture.

The Brake FX Preemergence Four-Step System: *Start Weed Free. Stay Weed Free.*

1. Pre-plant burndown and/or cultivate;
2. Apply this product at planting or within 36 hours of planting with a burndown herbicide;
3. Postemergent application of a herbicide containing glyphosate, glufosinate, or other post-emergent herbicide that is effective at controlling the target weed and compatible with the cotton variety, combined with a residual herbicide within 18 days after planting; and
4. Scout and utilize postemergent and layby applications with overlapping residuals as needed (See specific directions for Roundup Ready® varieties below).

Roundup Ready (glyphosate tolerant) Cotton Varieties

When planting varieties of cotton that are tolerant to Roundup® (glyphosate), any escape of glyphosate resistant weeds will not be controlled with a postemergent application of glyphosate. **Thus, the use of overlapping residual herbicides is required to maintain adequate control of glyphosate resistant weeds in such systems and to minimize the potential for weed seeds to germinate and become established.** For best results, follow a comprehensive weed management program with timely applications of overlapping residual herbicides, such as the integrated herbicide program in Table 3. POST 1 – Application containing a glyphosate and a residual herbicide within 18 days after planting. POST 2 - Second postemergence application containing an additional residual herbicide within 18 days after the POST 1 application. LAYBY – Application containing a residual herbicide within 18 days after the POST 2 application. Additional applications may be necessary depending on environmental conditions and weed pressure. The timely application of overlapping residuals in the post-emergent program is critical for a zero-tolerance weed strategy in Roundup Ready systems and to reduce the chances of glyphosate resistant weeds from becoming established. In areas of high weed pressure and under conditions that favor weed emergence, apply postemergent applications following a shorter interval (e.g. 12 days).

Table 3. Example of integrated herbicide program for roundup ready cotton featuring Brake FX

PRE Plant	PRE Emergence	POSTEMERGENCE ¹		
PPL	PRE	POST 1 (within 18 days after PRE)	POST 2 (within 18 days after POST 1)	LAYBY (within 18 days after POST 2)
Start Clean (burndown and/or tillage)	Brake FX 32 fl oz/A + burndown	Glyphosate + Staple [®] LX	Glyphosate + Warrant [®] or Dual Magnum [®]	Diuron + MSMA

¹ It is the pesticide user's responsibility to ensure that all products in the listed mixtures are registered for the intended use. Users must follow the most restrictive directions for use and precautionary statements of each product in the tank mixture.

STORAGE AND DISPOSAL

Do not contaminate water, food, or feed by storage or disposal.

Pesticide Storage: Keep from freezing. Store in original container only. Do not store near feed or foodstuffs. In case of leak or spill, use absorbent materials to contain liquids and dispose as waste.

Pesticide Disposal: Wastes resulting from use of this product may be used according to label directions or disposed of at an approved waste disposal facility.

Container Handling

Nonrefillable Container. DO NOT reuse or refill this container. Triple rinse or pressure rinse container (or equivalent) promptly after emptying; then offer for recycling, if available, or reconditioning, if appropriate, or puncture and dispose of in a sanitary landfill, or by incineration, or by other procedures approved by state and local authorities.

Triple rinse containers small enough to shake (capacity ≤ 5 gallons) as follows: Empty the remaining contents into application equipment or a mix tank and drain for 10 seconds after the flow begins to drip. Fill the container ¼ full with water and recap. Shake for 10 seconds. Pour rinsate into application equipment or a mix tank, or store rinsate for later use or disposal. Drain for 10 seconds after the flow begins to drip. Repeat this procedure two more times.

Pressure rinse as follows: Empty the remaining contents into application equipment or mix tank and continue to drain for 10 seconds after the flow begins to drip. Hold container upside down over application equipment or mix tank, or collect rinsate for later use or disposal. Insert pressure rinsing nozzle in the side of the container and rinse at about 40 PSI for at least 30 seconds. Drain for 10 seconds after the flow begins to drip.

Warranty Disclaimer: SePRO Corporation warrants that this product conforms to the chemical description on the product label. Testing and research have also determined that this product is reasonably fit for the uses described on the product label. To the extent consistent with applicable law, SePRO Corporation makes no other express or implied warranty of fitness or merchantability nor any other express or implied warranty and any such warranties are expressly disclaimed.

Misuse: Federal law prohibits the use of this product in a manner inconsistent with its label directions. To the extent consistent with applicable law, the buyer assumes responsibility for any adverse consequences if this product is not used according to its label directions. In no case shall SePRO Corporation be liable for any losses or damages resulting from the use, handling or application of this product in a manner inconsistent with its label.

For additional important labeling information regarding SePRO Corporation's Terms and Conditions of Use, Inherent Risks of Use and Limitation of Remedies, please visit <http://seprolabels.com/terms> or scan the image below.



© Copyright ____ SePRO Corporation

® Brake is a registered trademark of SePRO Corporation

® Roundup, Roundup Ready and Warrant are registered trademarks of Monsanto.

® Staple is a registered trademark of E.I. DuPont de Nemours Company.

® Dual and Gramoxone are registered trademarks of Syngenta Group Company.

® Trellan is a registered trademark of Dow Agrosciences LLC.

® Prowl is a registered trademark of BASF Corporation.

® Command is a registered trademark of FMC Corporation.

SePRO Corporation
11550 North Meridian Street, Suite 600
Carmel, IN 46032

[Base label; all containers]



GROUP 7, 12 HERBICIDES

Brake[®] FX

HERBICIDE

Preemergent herbicide for use in cotton to control pigweed

Active Ingredients

fluridone:

1-methyl-3-phenyl-5-[3-(trifluoromethyl)phenyl]-4(1*H*)-pyridinone 6.30%

fluometuron:

1,1-dimethyl-3-(a,a,a-trifluoro-m-tolyl) urea 31.51%

Other Ingredients 62.19%

TOTAL 100.00%

Equivalent to 0.6 pounds fluridone and 3.0 pounds fluometuron active ingredient per gallon.

KEEP OUT OF REACH OF CHILDREN

CAUTION

Si usted no entiende la etiqueta, busque a alguien para que se la explique a usted en detalle. (If you do not understand the label, find someone to explain it to you in detail).

Caution. Harmful if swallowed, inhaled or absorbed through skin. Causes moderate eye irritation. Do not get in eyes, on skin or on clothing. Avoid breathing vapors or spray mist. Wash thoroughly with soap and water after handling and before eating, drinking, chewing gum, using tobacco or using the toilet. Remove and wash contaminated clothing before reuse.

FIRST AID	
If in eyes	<ul style="list-style-type: none">• Hold eye open and rinse slowly and gently with water for 15 to 20 minutes.• Remove contact lenses, if present, after the first 5 minutes; then continue rinsing eye.• Call a poison control center or doctor for treatment advice.
If swallowed	<ul style="list-style-type: none">• Call a poison control center or doctor immediately for treatment advice.• Have person sip a glass of water if able to swallow.• Do not induce vomiting unless told to by a poison control center or doctor.• Do not give anything to an unconscious person.
If on skin or clothing	<ul style="list-style-type: none">• Take off contaminated clothing.• Rinse skin immediately with plenty of water for 15 to 20 minutes.• Call a poison control center or doctor for treatment advice.
If inhaled	<ul style="list-style-type: none">• Move person to fresh air.• If person is not breathing, call 911 or an ambulance; then give artificial respiration, preferably mouth-to-mouth, if possible.• Call a poison control center or doctor for further treatment advice
NOTE TO PHYSICIAN: Probable mucosal damage may contraindicate the use of gastric lavage.	

HOTLINE NUMBER
Have the product container or label with you when calling a poison control center or doctor, or going for treatment. In case of emergency endangering health or the environment involving this product, call INFOTRAC at 1-800-535-5053 .

SHAKE WELL BEFORE USING

Refer to inside of label booklet for additional Precautionary Information, Storage and Disposal, and Directions for Use.

NOTICE: Read the entire label before using. Use only according to label directions. **Before buying or using this product, read *Warranty Disclaimer* and *Misuse* statements inside label booklet. If terms are unacceptable, return at once, unopened.**

Agricultural Chemical: Do not ship or store with food, feeds, drugs or clothing.

EPA Reg. No. 67690-74

EPA Est. No. _____

FPL20170202

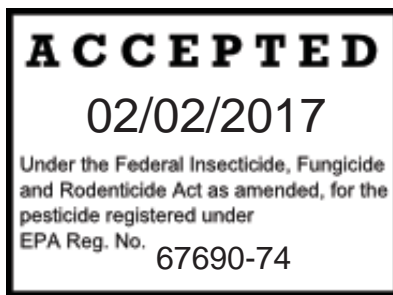
[SPC]-_____

Brake is a registered trademark of SePRO Corporation

SePRO Corporation • 11550 North Meridian Street, Suite 600 • Carmel, IN 46032, U.S.A.

Net contents _____ (Non-refillable)

Supplemental Label



Brake[®] FX

Herbicide

EPA Reg. No. 67690-74

This supplemental labeling in addition to the product label or the container must be in the possession of the user at the time of application.

Read the entire label affixed to the container and supplemental label before applying.

This supplemental label expires on 31 December 2019.

Attention: the updated label language modifies the Use Restrictions, Rotation Crop Restrictions, and Controlling Early Weed Escapes Sections to the following:

Use Restrictions

- Do not apply by air.
- Chemigation: Do not apply through any type of irrigation system.
- Do not apply more than 42 fluid ounces of this product per acre per year (equivalent to 0.2 pounds fluridone/acre; 1.0 pound fluometuron/acre).
- Apply prior to planting or prior to emergence of cotton. **DO NOT apply this product over the top of cotton plants as cotton injury will likely occur.**
- Do not apply more than 2 lbs of fluometuron per acre per year from all sources, in coarse soils listed in Table 2. Do not apply more than 3 lbs of fluometuron per acre per year from all sources in medium and fine soils listed in Table 2.
- Do not tank-mix this product with other products containing fluometuron as cotton injury, or illegal residues may occur.
- On coarse textured soils or soils low in organic matter, do not apply a preemergence herbicide with a similar mode of action (e.g. diuron) less than 30 days following a preplant application of this product.
- Do not make more than two applications of fluometuron containing products to the same crops or field in any 1 year.
- Wait at least 20 days following this product application before making a second application of a fluometuron containing product.
- Do not use this product in conjunction with a soil-applied organophosphate insecticide at planting.
- Organic fertilizer must be incorporated into soil prior to application of this product to the soil surface.

Rotational Crop Restrictions

- If this product is used for two consecutive years in the same field, only plant cotton, peanut or sweet potato the following year in those fields.
- In the event of poor cotton stand due to adverse weather or other circumstances, a field treated with this product may be replanted with cotton following light tillage or planted in the undisturbed soil. During replanting, minimum tillage is recommended to preserve the herbicide barrier for effective weed control. Do not apply a second application of this product as crop injury or illegal residues may occur in harvested crops. Wait at least 20 days following this product's application before making a second application of a fluometuron containing product. If tank-mix combinations were initially used, refer to product labels for any additional replanting instruction.
- Follow the crop rotation intervals specified in Table 1. For any crop not specifically listed in Table 1, do not replant for at least 18 months in fields treated with this product, as crop injury may occur.
- Over-application may result in crop injury or injury to rotational crops. Avoid overlapping spray swaths, as injury may occur to rotational crops.

Brake FX may persist in the soil past the cotton growing season. To avoid difficulties in establishing rotational crops, follow the restrictions in Table 1:

Table 1. Rotational crop restrictions for Brake FX¹.	
Crop to be planted	Minimum rotation interval (months after last Brake FX application)
Application rate of 32 fluid ounces or less of Brake FX per acre	
Cotton	0
Wheat ²	8
Corn ³ , sorghum ³ , peanut, rice, and soybean	10
Sweet potato, barley, and rye	12
Alfalfa, sunflower, and crops in the Solanaceae family (e.g. peppers, tobacco and tomatoes)	18
Application rates between 32 and 42 fluid ounces Brake FX per acre	
Cotton	0
Peanut, rice, and soybean	10
Sweet potato, wheat, barley, and rye	12
Corn and sorghum	15
Alfalfa, sunflower, and crops in the Solanaceae family (e.g. peppers, tobacco and tomatoes)	18

¹ AZ and NM only: Do not plant areas treated with this product to wheat, peanut, rice, corn, sorghum, or soybean for at least 12 months following the last application. West Texas only: Add 4 months to rotational restrictions for all crops except cotton and peanut.

² If used as a cover crop (i.e. will not be harvested), wheat may be planted 5 months after the last Brake FX application if no more than 32 fluid ounces per acre were applied. Do not graze or harvest rotational cover crops for food or animal feed. Minor chlorosis and stunting of the small grains may occur, especially if heavy rainfall occurs during or soon after emergence, but plants typically outgrow these effects and develop normally.

³ Minor chlorosis and stunting of corn and sorghum may occur, especially if heavy rainfall occurs during or soon after emergence, but plants typically outgrow these effects and develop normally.

APPLICATION RATES

Apply this product as a preplant surface or preemergence application. Refer to Table 2 for specific rates by soil type. Use the lower rates in soils where weed pressure is low and the higher rates in soils where weed pressure is heavy. Application of this product to soils with high clay content may require higher rates. Application of this product to soils with high organic matter (e.g. >3%) may result in reduced efficacy.

Table 2. Application rates for Brake FX.		
Soil Texture	Rate in fluid ounces/acre¹ (rate range)	Application Method
Coarse (sand, sandy loam, loamy sand, loam, or sandy clay loam)	32 fluid ounces	Preemergence Preplant surface up to 14 days prior to planting (except AZ, and NM). West TX only: do not use this product on sandy, loamy sand, or fine sandy loam soils. Do not use this product on cotton planted in furrows. Preplant incorporated (AZ and NM) ²
Medium (loam, silt loam, silt, sandy clay loam, silty clay loam³) and Fine (clay loam, silty clay, clay)	32 to 42 fluid ounces	Preemergence Preplant surface up to 14 days prior to planting (except AZ and NM). Preplant incorporated (AZ and NM).

¹Do not apply more than 42 fluid ounces per acre.

²See **Preplant Incorporated Applications** for use directions.

³Silty clay loam is a transitional soil and may be classified as medium or fine.

Controlling Early Weed Escapes

DO NOT use this product as a stand-alone herbicide. This product must be used as part of a comprehensive weed control program. Weeds may escape control prior to this product being activated by moisture. **A postemergent application within 18 days after planting that includes glyphosate, glufosinate, or other post-emergent herbicide that is effective at controlling the target weed and compatible with the cotton variety, combined with a residual herbicide (e.g. Warrant® or Dual Magnum®), IS REQUIRED to control early germinating weeds and to overlap residual herbicides.** The purpose of overlapping residual herbicides during postemergent applications is to eliminate all weed escapes for a

zero-tolerance approach. Aggressive scouting is recommended and, when necessary, use secondary postemergent applications including a residual herbicide. Depending on the frequency of weed escapes, standard post-directed or layby herbicide applications are also recommended, when necessary, in addition to other cultural practices. **Only use herbicides that are compatible with the cotton variety being grown.** If uncertain, contact a local extension agent or crop consultant to verify herbicide tolerance for different cotton varieties. It is the pesticide user's responsibility to ensure that all products in the listed mixtures are registered for the intended use. Users must follow the most restrictive directions for use and precautionary statements of each product in the tank mixture.

©Copyright ____ SePRO Corporation
Brake is a registered trademark of SePRO Corporation
FPL20170202
SePRO Corporation
11550 North Meridian Street, Suite 600, Carmel, IN 46032