



UNITED STATES ENVIRONMENTAL PROTECTION AGENCY  
WASHINGTON, DC 20460

OFFICE OF CHEMICAL SAFETY  
AND POLLUTION PREVENTION

January 28, 2016

Laurent C. Mézin  
Regulatory and Government Affairs Leader  
SePRO Corporation  
11550 N. Meridian St., Suite 600  
Carmel, IN 46032-4565

**Subject:** **Label Amendment** – Removes use sites for “rivers”, “streams” and “water production and wastewater systems” (each never assessed); changes primary brand name from “SeClear E2 Algaecide and Water Quality Enhancer” to “SeClear G Algaecide and Water Quality Enhancer; adds website/QR code for additional warranty statements; makes other minor revisions  
**Product Name:** SeClear G Algaecide and Water Quality Enhancer  
**EPA Registration Number:** 67690-72  
**Application Date:** October 12, 2015  
**Decision Number:** 513096

Dear Mr. Mézin:

The amended label referred to above, submitted in connection with registration under the Federal Insecticide, Fungicide and Rodenticide Act, as amended, is acceptable. This approval does not affect any conditions that were previously imposed on this registration. You continue to be subject to existing conditions on your registration and any deadlines connected with them.

A stamped copy of your labeling is enclosed for your records. This labeling supersedes all previously accepted labeling. You must submit one copy of the final printed labeling before you release the product for shipment with the new labeling. In accordance with 40 CFR 152.130(c), you may distribute or sell this product under the previously approved labeling for 18 months from the date of this letter. After 18 months, you may only distribute or sell this product if it bears this new revised labeling or subsequently approved labeling. “To distribute or sell” is defined under FIFRA section 2(gg) and its implementing regulation at 40 CFR 152.3.

Should you wish to add/retain a reference to the company’s website on your label, then please be aware that the website becomes labeling under the Federal Insecticide Fungicide and Rodenticide Act and is subject to review by the Agency. If the website is false or misleading, the product would be misbranded and unlawful to sell or distribute under FIFRA section 12(a)(1)(E). 40 CFR 156.10(a)(5) list examples of statements EPA may consider false or misleading. In addition, regardless of whether a website is referenced on your product’s label, claims made on the website may not substantially differ from those claims approved through the registration process. Therefore, should the Agency find or if it is brought to our attention that a website contains false or misleading statements or claims substantially differing from the EPA approved registration, the website will be referred to the EPA’s Office of Enforcement and Compliance.

Your release for shipment of the product constitutes acceptance of these conditions. If these conditions are not complied with, the registration will be subject to cancellation in accordance with FIFRA section 6. If you have any questions, please contact Kiryssa Kasprzyk by phone at 703-347-8429, or via email at [kasprzyk.kiryssa@epa.gov](mailto:kasprzyk.kiryssa@epa.gov).

Sincerely,

A handwritten signature in black ink that reads "Tony Kish". The signature is written in a cursive style with a large, looping initial "T".

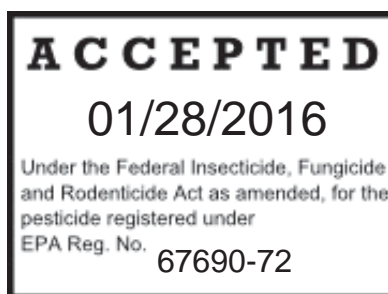
Tony Kish, Product Manager 22  
Fungicide Branch  
Registration Division (7505P)  
Office of Pesticide Programs

Enclosure

# SeClear G

Algaecide and Water Quality Enhancer®

EPA Reg. No. 67690-72



As indicated in the cover letter, SePRO Corporation is requesting a change in the Master Brand Name from “SeClear E2 Algaecide and Water Quality Enhancer” to “SeClear G Algaecide and Water Quality Enhancer”. This proposed change in name has been used throughout this label amendment.

FPL20160125 Clean

ABN: SePRO Total Pond – Clear G®

Version A - Professional uses sub-label	pp. 1-13
Version B - Retail uses sub-label	pp. 14-22

**Registration Notes:** Based on the EPA stamped label with FPL20150205 and stamped on 05 February 2015, and pending label submitted to EPA with FPL20151006

## Label Notes:

1. Updated FPL date
2. Changes per EPA comments of 22 January 2016.

[VERSION A: Front of label booklet or front panel for all non-STP containers]



# SeClear G

Algaecide and Water Quality Enhancer®

**For use in aquatic sites including: ponds, lakes, reservoirs, irrigation and drainage canals, laterals and ditches, flooded rice fields, aquaculture, man-made water features, livestock watering basins, potable water systems.**

**Active Ingredient:**

Copper Sulfate Pentahydrate† (CAS# 7758-99-8) ..... 58.9%

**Other Ingredients** ..... 41.1%

**TOTAL** ..... 100.0%

†Metallic Copper equivalent = 15%

## KEEP OUT OF REACH OF CHILDREN

## WARNING / AVISO

Si usted no entiende la etiqueta, busque a alguien para que se la explique a usted en detalle. (If you do not understand the label, find someone to explain it to you in detail.)

**Refer to inside of label booklet for additional precautionary statements and directions for use including first aid and storage and disposal.**

**Notice:** Read the entire label before using. Use only according to label directions. Before buying or using this product, read Warranty Disclaimer and Misuse statements inside label booklet. If terms are unacceptable, return at once unopened.

<b>FIRST AID</b>	
<b>If swallowed</b>	<ul style="list-style-type: none"> <li>• Call a poison control center or doctor immediately for treatment advice.</li> <li>• Have person sip a glass of water if able to swallow.</li> <li>• Do not induce vomiting unless told to do so by a poison control center or doctor.</li> <li>• Do not give anything to an unconscious person.</li> </ul>
<b>If in eyes</b>	<ul style="list-style-type: none"> <li>• Hold eye open and rinse slowly and gently with water for 15 to 20 minutes. Remove contact lenses, if present, after the first 5 minutes; then continue rinsing eye.</li> <li>• Call a poison control center or doctor for treatment advice.</li> </ul>
<b>If on skin or clothing</b>	<ul style="list-style-type: none"> <li>• Take off contaminated clothing.</li> <li>• Rinse skin immediately with plenty of water for 15 to 20 minutes.</li> <li>• Call a poison control center or doctor for treatment advice.</li> </ul>
<b>If inhaled</b>	<ul style="list-style-type: none"> <li>• Move person to fresh air.</li> <li>• If person is not breathing, call 911 or an ambulance; then give artificial respiration, preferably mouth-to-mouth, if possible.</li> <li>• Call a poison control center or doctor for further treatment advice.</li> </ul>
<b>HOTLINE NUMBER</b>	
<p>Have the product container or label with you when calling a poison control center or doctor, or going for treatment. In case of emergency endangering health or the environment involving this product, call <b>INFOTRAC at 1-800-535-5053.</b></p>	

**NSF/ANSI 60**

Tested and certified by Water Quality Association (WQA) according to NSF/ANSI 60. A Maximum Use Level of 1mg/L is required for the product. This seal does not imply enhanced safety or efficacy.



SeClear G Algaecide and Water Quality Enhancer<sup>®</sup> is a registered trademark of SePRO Corporation.

EPA Reg. No. 67690-72  
FPL20160125

EPA Est. No. \_\_\_\_\_  
[SPC-]\_\_\_\_\_

**SePRO Corporation 11550 North Meridian Street, Suite 600, Carmel, IN 46032, U.S.A.**

**Net weight \_\_\_\_\_ (Non-refillable)**

[VERSION A: Label booklet text, all non-STP containers]

**PRECAUTIONARY STATEMENTS**

*Hazards to Humans and Domestic Animals*

**KEEP OUT OF THE REACH OF CHILDREN  
WARNING / AVISO**

Si usted no entiende la etiqueta, busque a alguien para que se la explique a usted en detalle. (If you do not understand the label, find someone to explain it to you in detail.)

May be fatal if swallowed. Causes substantial but temporary eye injury. Wear protective eyewear. Do not get in eyes, on skin or clothing. Wash thoroughly with soap and water after handling and before eating, drinking, chewing gum, using tobacco or using the toilet. Remove and wash contaminated clothing before reuse.

For applications in waters destined for use as drinking water, those waters must receive additional and separate potable water treatment. Do not apply more than 1.0 ppm of metallic copper in these waters.

<b>FIRST AID</b>	
<b>If swallowed</b>	<ul style="list-style-type: none"> <li>• Call a poison control center or doctor immediately for treatment advice.</li> <li>• Have person sip a glass of water if able to swallow.</li> <li>• Do not induce vomiting unless told to do so by a poison control center or doctor.</li> <li>• Do not give anything to an unconscious person.</li> </ul>
<b>If in eyes</b>	<ul style="list-style-type: none"> <li>• Hold eye open and rinse slowly and gently with water for 15 to 20 minutes. Remove contact lenses, if present, after the first 5 minutes; then continue rinsing eye.</li> <li>• Call a poison control center or doctor for treatment advice.</li> </ul>
<b>If on skin or clothing</b>	<ul style="list-style-type: none"> <li>• Take off contaminated clothing.</li> <li>• Rinse skin immediately with plenty of water for 15 to 20 minutes.</li> <li>• Call a poison control center or doctor for treatment advice.</li> </ul>
<b>If inhaled</b>	<ul style="list-style-type: none"> <li>• Move person to fresh air.</li> <li>• If person is not breathing, call 911 or an ambulance; then give artificial respiration, preferably mouth-to-mouth, if possible.</li> <li>• Call a poison control center or doctor for further treatment advice.</li> </ul>
<b>HOTLINE NUMBER</b>	
<p>Have the product container or label with you when calling a poison control center or doctor, or going for treatment. In case of emergency endangering health or the environment involving this product, call <b>INFOTRAC at 1-800-535-5053.</b></p>	

**PERSONAL PROTECTIVE EQUIPMENT (PPE)**

**For all types of applications, mixers, loaders, applicators and other handlers must wear the following:**

- Protective eyewear (goggles, face shield, or safety glasses)
- Long-sleeve shirt,
- Long pants,
- Shoes plus socks
- Chemical resistant gloves made of any waterproof material

Discard clothing and other absorbent material that have been drenched or heavily contaminated with this product's concentrate. Do not reuse them. Follow manufacturer's instructions for cleaning/maintaining PPE. If no such instructions for washables exist, use detergent and hot water. Keep and wash PPE separately from other laundry.

## **USER SAFETY RECOMMENDATIONS**

### **Users should:**

- Wash hands before eating, drinking, chewing gum, using tobacco or using the toilet.
- Remove clothing/PPE immediately if pesticide gets inside. Then wash thoroughly and put on clean clothing.
- Remove PPE immediately after handling this product. Wash the outside of gloves before removing. As soon as possible, wash thoroughly and change into clean clothing.

## **Environmental Hazards**

This pesticide is toxic to fish and aquatic invertebrates. Waters treated with this product may be hazardous to aquatic organisms. Treatment of aquatic weeds and algae can result in oxygen loss from decomposition of dead algae and weeds. This oxygen loss can cause fish and invertebrate suffocation. To minimize this hazard, do not treat more than ½ of the water body to avoid depletion of oxygen due to decaying vegetation. Wait a minimum of 10 to 14 days, depending on use, between treatments. Begin treatment along the shore and proceed outwards in bands to allow fish to move into untreated areas. Consult with the State or local agency with primary responsibility for regulating pesticides before applying to public waters, to determine if a permit is required.

Certain water conditions including low pH ( $\leq 6.5$ ), low dissolved organic carbon (DOC) levels (3.0 mg/L or lower), and “soft” waters (i.e. alkalinity less than 50 mg/L), increase the potential acute toxicity to non-target aquatic organisms. Do not use in waters containing trout or other fish species that are highly sensitive to copper if the carbonate hardness is less than 50 ppm. Fish toxicity generally decreases when the hardness of water increases. Do not use this product in ornamental ponds containing Koi.

**Obtain Required Permits:** Consult with appropriate state or local pesticide and/or water authorities before applying this product in or around public waters. Permits and posting or treatment notification may be required by State, Tribal, or local public agencies.

---

## **DIRECTIONS FOR USE**

---

It is a violation of Federal Law to use this product in a manner inconsistent with its labeling. Read all Directions for Use carefully before applying.

This product may be **applied directly as a granule or dissolved in water** and sprayed, dripped, injected, metered, whichever is most suitable to ensure uniform coverage of the area to be treated.

**DO NOT** apply this product in a way that will contact workers or other persons, either directly or through drift. Only protected handlers may be in the area during application. For any requirements specific to your State or Tribe, consult the State or Tribal agency responsible for pesticide regulation.

Ensure spray or granules do not drift onto non-target areas.

**DO NOT** apply this product in any manner not specifically described in this label. Observe all cautions and limitations on this label and on the labels of products used in combination with this product. Keep containers closed to avoid spills and contamination.

## **AGRICULTURAL USE REQUIREMENTS**

Use this product only in accordance with its labeling and with the Worker Protection Standard, 40 CFR Part 170. This Standard contains requirements for the protection of agricultural workers on farms, forests, nurseries, and greenhouses, and handlers of agricultural pesticides. It contains requirements for training, decontamination, notification, and emergency assistance. It also contains specific instructions and exceptions pertaining to the statements on this label about personal protective equipment (PPE) and restricted-entry interval. The requirements in this box only apply to uses of this product that are covered by the Worker Protection Standard.

Do not enter or allow worker entry into treated areas during the restricted entry interval (REI) of 48 hours.

PPE required for early entry to treated areas that is permitted under the Worker Protection Standard and that involves contact with anything that has been treated, such as plants, soil, or water, is:

- Coveralls;
- Shoes plus socks
- Chemical resistant gloves made of any waterproof material; and
- Protective eyewear.

#### **NONAGRICULTURAL USE REQUIREMENTS**

The requirements in this box apply to uses of this product that are NOT within the scope of the Worker Protection Standard (WPS) for agricultural pesticides (40 CFR Part 170). The WPS applies when this product is used to produce agricultural plants on farms, forests, nurseries or greenhouses. For other uses, including golf courses and other nonagricultural uses, do not enter treated areas without protective clothing until sprays have dried.

#### **Product Information**

As an algaecide, this product rapidly disrupts numerous algae cell processes and shuts down growth. This product is effective in controlling a broad range of algae including: green, yellow/green and blue-green (cyanobacteria) algae comprising diverse growth forms such as filamentous, colonial, planktonic and macrophytic. Treated algae typically begin to show discoloration within a day and degrade over time.

Aside from effectively controlling algae, this can simultaneously improve water quality by:

1. Offsetting eutrophication through proactive maintenance programs.
2. Decreasing phosphorus concentrations from the water column through binding and precipitation of dissolved phosphorus.
3. Binding and precipitation of suspended solids, thereby reducing turbidity and unwanted coloration.

Use lower concentrations/rates in softer water (<50 ppm alkalinity) or when treating algae species with greater susceptibility to this product; use moderate to higher concentrations/rates in harder water (>50 ppm alkalinity) and when treating heavier infestations and/or less susceptible species.

#### ***Treatment Notes***

Product performance is enhanced under certain conditions. It is recommended to consult a SePRO Aquatic Specialist for guidance in implementing a treatment program to achieve optimal results. The following apply to the use of this product to achieve optimum effectiveness:

- Proactive Control: Treat when algae growth first begins to appear (if possible). Continue to proactively offset algae infestations and improve water quality by sustaining a routine maintenance program.
- Reactive Control: Treat when algae are actively growing and select appropriate rates based on site conditions.
- Apply in a manner that will ensure even distribution of this product within the treatment area.
- To optimize exposure and control, use a high-pressure spray application to break up dense algae mats.
- In heavily infested areas, follow-up applications may be necessary. Re-treat areas if re-growth begins to appear or if seasonal control is desired.
- **It is recommended to design and implement an annual maintenance program which includes monitoring algae and basic water quality parameters to optimize nuisance algae and water quality management. Contact SePRO Corporation for assistance in algae**



**identification, treatment prescription and implementation using this product (Note: SePRO Corporation's technical service of algae identification, site monitoring and assessment is referred to as SeSCRIPT® analysis - ☎ 252-437-3282).**

### **Precautions and Restrictions**

Do not apply this product directly to, or otherwise permit it to come into contact with any desirable terrestrial or riparian plants as injury may result. Do not apply in such a way that concentrated product comes in contact with crops, ornamentals, grass or other desirable plants. Wash application equipment after use.

### **Spray Drift Management**

The following spray drift management requirements are for application methods except when the product is injected into the water or applied as a granule. Surface applications should be made only when there is little or no hazard for spray drift. Very small quantities of spray, which may not be visible, may seriously injure susceptible plants. A variety of factors including weather conditions (e.g., wind direction, wind speed, temperature, relative humidity) and method of application (e.g., ground, aerial, airblast) can influence pesticide drift. The applicator must evaluate all factors and make appropriate adjustments when applying this product. Avoiding spray drift at the application site is the responsibility of the applicator. The applicator is responsible for considering all these factors when making decisions. Do not conduct a surface spray application when wind is blowing toward desirable susceptible crops or ornamental plants near enough to be injured. Under these conditions, this product may be applied using a sub-surface/granular injection.

#### ***Droplet Size***

Apply only as a medium or coarser spray (ASAE standard 572) or a volume mean diameter of 300 microns or greater for spinning atomizer nozzles.

#### ***Wind Speed***

Do not apply as a surface spray at wind speeds greater than 15 mph. Only apply this product if the wind direction favors on-target deposition (approximately 3 to 10 mph), and there are no sensitive areas within 250 feet downwind.

#### ***Temperature Inversions***

If applying at wind speeds less than 3 mph, the applicator must determine if a) conditions of temperature inversion exist, or b) stable atmospheric conditions exist at or below nozzle height. Do not make surface applications into areas of temperature inversions or stable atmospheric conditions.

#### ***Other State and Local Requirements***

Applicators must follow all state and local pesticide drift requirements regarding application of copper compounds. Where states have more stringent regulations, they must be observed.

#### ***Equipment***

All aerial and ground application equipment must be properly maintained and calibrated using appropriate carriers or surrogates.

*Additional requirements for aerial applications:* The boom length must not exceed 75% of the wingspan or 90% of the rotor blade diameter. Release spray at the lowest height consistent with efficacy and flight safety. Do not release spray at a height greater than 10 feet above the water's surface unless a greater height is required for aircraft safety. When applications are made with a crosswind, the swath must be displaced downwind. The applicator must compensate for this displacement at the up and downwind edge of the application area by adjusting the path of the aircraft upwind.

**Application Information**

This product may be applied directly as a granule or dissolved in water and sprayed, dripped, injected, metered, whichever is most suitable to ensure uniform coverage of the area to be treated.

Do not exceed a concentration of 1.0 ppm copper during any single application; wait a minimum of 14 days between treatments except for when treating aquaculture ponds or new waters such as in flowing water sites (refer to *Drip System or Metering Pump Application for Flowing Water Treatments*). (Note: When treating aquaculture ponds when fish are present, do not exceed a concentration of 0.4 ppm during any single application when targeting nuisance algae; wait a minimum of 10 days between treatments).

**Application Methods and Rates*****Granular Application***

Apply this product as a granule to target benthic algae growths, accumulated mats/scums, or macroalgae. Calculate required pounds of this product necessary to achieve control of the target infestation (Table 1). Apply this product by broadcast application, hand spreader, scoop, eductor, mechanical spreader, blower or other equipment capable of uniform application. Ensure even distribution of this product over the target treatment area. Calibrate application equipment to ensure proper amount is being applied. Delivery rate, swath width and speed of application should all be considered.

***Surface and Broadcast Spray Application***

Dissolve the required amount of this product in an adequate amount of water based on application equipment being used. Spray the solution to ensure even distribution in the targeted treated area.

The application concentrations/rates in Table 1 are based on static or minimal flow situations. Where significant dilution occurs from untreated waters or loss of water, this product may have to be dissolved in water and metered in (refer to the *Drip System or Metering Pump Application for Flowing Water Treatments* section of this label).

Identify the algae growth present as one of the following types: planktonic (suspended), filamentous (mat-forming), or macrophytic algae (*Chara/Nitella*). For assistance with algae identification, contact SePRO Corporation (☎ 252-437-3282).

Determine the surface acreage (1 acre = 43,560 ft<sup>2</sup>) and average depth of infested area. Refer to chart below to determine pounds of this product to apply per acre foot (one acre of water, one foot deep).

<b>Algae Type or Species</b>	<b>PPM Metallic Copper</b>	<b>Pounds Product per Acre Foot</b>	<b>Treatment Comments</b>
Planktonic (Suspended, scum forming)	0.10-1.0	1.8-18.0	Apply higher rates on heavy blooms and where algae masses are clumped and accumulated.
Filamentous (Mat-forming)	0.2-1.0	3.6-18.0	Apply higher rates on surface or benthic mats of species such as <i>Pithophora</i> , <i>Cladophora</i> , <i>Spirogyra</i> , <i>Lyngbya</i> , and <i>Hydrodictyon</i> .
Macrophytic ( <i>Chara/Nitella</i> /Starry Stonewort)	0.4-1.0	7.2-18.0	Apply higher rates on older, established calcified plants. Apply as close to algae growth as possible.

Application Rate Calculation:

acre feet x desired metallic copper ppm x 18.0 = pounds of this product to be applied

Example: The amount of this product to be applied to provide the desired concentration of 0.2 ppm of active ingredient in a 1 surface acre treatment area with an average depth of 4 feet may be calculated at follows:

1 surface acre x 4 foot average depth = 4 acre feet

4 acre feet x 0.2 ppm x 18.0 = 14.4 pounds

For planktonic (suspended) algae and free-floating filamentous algae mats, application rates and techniques should be based on treating to depths where algae are present (e.g. the upper 3 to 4 feet of water in a deeper pond). For dense infestations and in certain other situations, it may be necessary to calculate rates based on the depth of known algae infestation or require treating the entire water column in the treatment area.

***Slug Application Method for Flowing Canals***

For increased efficacy, apply this product as soon as the algae begin active growth or noticeably interfere with water delivery. Heavy infestations may require multiple applications to attain control. Apply this product, dissolved in tank mix or as granule, to the flowing water at 0.3-3.3 pounds/CFS (Cubic Feet per Second) as a slug or dump application (see equation above for calculating CFS). Depending on water hardness, alkalinity, velocity and algae conditions, a slug application is typically required every 3-10 miles. For application in flowing canals with functioning potable water intakes at or downstream from application site, do not apply more than 1 ppm.

***Drip System, Metering Pump or Metered Application for Flowing Water Treatments***

For Use in Potable Water, Canals, Ditches, and Irrigation and Drainage Systems

Dissolve the required amount of this product in water at a 1:2 ratio (1 pound of this product with 2 gallons of water) or greater (more water) when mixing in a tank with moderate to high agitation or at a ratio of 1:4 or greater when mixing in a tank with low agitation. For optimal control, apply this product upstream of or at the site of algae growth, as soon as algae begin active growth or interfere noticeably with normal delivery of water (clogging of headgates, suction screens, weed screens, and siphon tubes). Delaying treatment could make the problem worse by causing massing and compacting of plants. Heavy infestations and low flow may cause poor distribution resulting in unsatisfactory control. Under these conditions repeated applications or increasing water flow rate during application may be necessary. See the 'Application Information' section above for the minimum time interval required between repeated applications.

To achieve desired control with this product in flowing waters, a minimum exposure period of one to three hours should be maintained at a concentration of 0.10 to 1.0 ppm. Other factors to consider include: weed or algae species, density of infestation and water temperature and hardness. Longer contact times and the highest rates may be required for less susceptible species and in difficult treatment conditions (e.g. less susceptible weed or algae species, dense weed or algae beds, hard water).

Prior to treatment it is important to accurately determine water flow rates. In the absence of weirs, orifices, or similar devices, which give accurate water flow measurements, volume of flow can be estimated by the following formula:

$$\text{Cubic feet per second (CFS)} = \text{average width (feet)} \times \text{average depth (feet)} \times \text{average velocity (feet / second)} \times 0.9$$

After accurately determining the water flow rate in CFS or gallons / minute, find the corresponding product rate in Table 2 or use the below formula.

$$\text{CFS} \times \text{desired concentration of metallic copper (ppm)} \times 1.5 = \text{pounds/hour of application}$$

Water Flow Rate		PPM metallic Copper	Application Rate	
CFS	gal / min.		pounds / hr.	grams / min.
1	450	0.10 - 1.0	0.15 - 1.5	1.1 - 11.4
2	900	0.10 - 1.0	0.30 - 3.0	2.2 - 22.8
3	1,350	0.10 - 1.0	0.45 - 4.5	3.4 - 34.2
4	1,800	0.10 - 1.0	0.60 - 6.0	4.5 - 45.6
5	2,250	0.10 - 1.0	0.75 - 7.5	5.6 - 56.8
10	4,500	0.10 - 1.0	1.5 - 15	11.3 - 113.5
100	45,000	0.10 - 1.0	15 - 150	113.5 - 1,135

Calculate the amount of product needed to maintain the drip rate for a treatment and dilute with water to achieve necessary drip duration. As an example, for a duration period of 3 hours multiply **pounds/hour by 3** or **grams/minute by 180**. For longer injection periods, multiply dosage rate by desired time in minutes or hours as appropriate.

Lower concentrations may be used on highly susceptible algae species or if longer exposure times are maintained. Where possible, introduce this product in the channel at weirs or other turbulence-creating structures to promote the dispersion of the chemical. For longer injection periods, multiply the rate by the desired time in minutes or hours as appropriate.

Use a drum or tank equipped with a valve or other volume control device that can be calibrated to maintain a constant drip rate. Use a stopwatch and appropriate measuring container to set the desired drip rate. Readjust accordingly if the canal flow rate changes during the treatment period. A small pump or other metering device may be used to meter this product into the water more accurately.

Results can vary depending upon species and density of algae and vegetation, desired distance of control and flow rate, and impact of water quality on efficacy. Periodic maintenance treatments may be required to maintain seasonal control. It is recommended to consult a SePRO Aquatic Specialist to determine optimal use rate, location of treatment stations and treatment period under local conditions.

### ***Aerial Application***

This product may be applied using a helicopter or airplane. Aerial applications must be conducted in a manner that applies target rate pounds per acre evenly in the treatment area; apply this product as a granule or dissolved in water to ensure uniform application. All equipment should be properly calibrated prior to application. Use an appropriate tracking device (e.g. GPS) to avoid streaked, uneven or overlapped application. Refer to the *Spray Drift Management* section of this label for additional precautions and instructions for aerial application.

### ***Application to Flooded Rice Fields***

When algae is present, apply this product (granule or dissolved as solution) at a rate of 3.6 to 18.0 pounds (0.2 to 1.0 ppm metallic copper) per acre foot of water. Calculate acre feet of water in a flooded rice field as follows: surface acres of water X average water depth (feet) = acre feet of water. See Table 1 for additional rate calculation guidance. Wait a minimum of 14 days between treatments.

### **Tank Mix Directions**

This product may be tank mixed with other products to enhance efficacy and plant selectivity provided that the labels do not prohibit such mixing. Dissolve the required amount of this product in an adequate amount of water based on application equipment being used followed by the addition of the other product. This product can be tank mixed with algaecides and herbicides registered for aquatic use to improve efficacy; and to control algae in areas where heavy algae growth may cover target submersed plant species and interfere with herbicide exposure. When tank mixing, read and follow the labeled precautionary statements, directions for use, weeds controlled, and other restrictions for each tank mix product. **Use in accordance with the most restrictive label limitations and precautions of the products used in the tank-mix.** Do not exceed any labeled rate or dose. Conduct a jar test to ensure compatibility before field application of any tank mix combination. It is recommended to consult with SePRO Corporation for latest tank mix recommendations.

**NOTE:** Tank mixing or use of this product with any other product which is not specifically and expressly authorized by the label shall be at the exclusive risk of the user, applicator and/or application adviser, to the extent allowed by applicable law.

### **STORAGE AND DISPOSAL**

Do not contaminate water, food, or feed by storage and disposal.

**Pesticide Storage:** Store in original container only. Do not store near feed or foodstuffs. In case of spill, contain material and dispose of as waste.

**Pesticide Disposal:** Wastes resulting from the use of this product must be disposed of on site or at an approved waste disposal facility.

#### **Container Handling:**

**Non-refillable Container (non-rigid, any size):** Do not reuse or refill this container. Completely empty bag into application equipment. Offer for recycling if available. If recycling is not available, then dispose of empty bag in a sanitary landfill or by incineration, or, if allowed by state and local authorities, by burning. If burned, stay out of smoke.

**Non-refillable Container (rigid, any size):** Do not reuse or refill this container. Completely empty container into application equipment. Offer for recycling if available. If recycling is not available, then puncture and dispose of empty container in a sanitary landfill, or by incineration, or, if allowed by state and local authorities, by burning. If burned, stay out of smoke.

### **IN CASE OF EMERGENCY**

In case of large-scale spillage regarding this product, call INFOTRAC at 1-800-535-5053.

#### **Steps to be taken in case material is released or spilled:**

- Dike and contain the spill with inert material (sand, earth, etc.) and transfer liquid and solid diking material to separate containers for disposal.
- Remove contaminated clothing, and wash affected skin areas with soap and water.
- Wash clothing before reuse.
- Keep the spill out of all sewers and open bodies of water.

**Warranty Disclaimer:** SePRO Corporation warrants that this product conforms to the chemical description on the product label. Testing and research have also determined that this product is reasonably fit for the uses described on the product label. To the extent consistent with applicable law, SePRO Corporation makes no other express or implied warranty of fitness or merchantability nor any other express or implied warranty and any such warranties are expressly disclaimed.

**Misuse:** Federal law prohibits the use of this product in a manner inconsistent with its label directions. To the extent consistent with applicable law, the buyer assumes responsibility for any adverse consequences if this product is not used according to its label directions. In no case shall SePRO

SeClear G Algaecide and Water Quality Enhancer®, EPA Reg. No. 67690-72

Corporation be liable for any losses or damages resulting from the use, handling or application of this product in a manner inconsistent with its label.

For additional important labeling information regarding SePRO Corporation's Terms and Conditions of Use, Inherent Risks of Use and Limitation of Remedies, please visit <http://seprolabels.com/terms> or scan the image below.



©Copyright \_\_\_\_ SePRO Corporation

SeClear G Algaecide and Water Quality Enhancer® and SeSCRIPT® are registered trademarks of SePRO Corporation

FPL20160125

[VERSION A.: Base label (affixed to container) for all non-STP containers]



# SeClear G

Algaecide and Water Quality Enhancer®

For use in aquatic sites including: ponds, lakes, reservoirs, irrigation and drainage canals, laterals and ditches, flooded rice fields, aquaculture, man-made water features, livestock watering basins, potable water systems.

**Active Ingredient:**

Copper Sulfate Pentahydrate† (CAS# 7758-99-8) .....58.9%

**Other Ingredients** .....41.1%

**TOTAL** .....100.0%

†Metallic Copper equivalent = 15%

**PRECAUTIONARY STATEMENTS**

**Hazards to Humans and Domestic Animals**

**KEEP OUT OF REACH OF CHILDREN**

**WARNING / AVISO**

Si usted no entiende la etiqueta, busque a alguien para que se la explique a usted en detalle. (If you do not understand the label, find someone to explain it to you in detail.)

<b>FIRST AID</b>	
<b>If swallowed</b>	<ul style="list-style-type: none"> <li>• Call a poison control center or doctor immediately for treatment advice.</li> <li>• Have person sip a glass of water if able to swallow.</li> <li>• Do not induce vomiting unless told to do so by a poison control center or doctor.</li> <li>• Do not give anything to an unconscious person.</li> </ul>
<b>If in eyes</b>	<ul style="list-style-type: none"> <li>• Hold eye open and rinse slowly and gently with water for 15 to 20 minutes. Remove contact lenses, if present, after the first 5 minutes; then continue rinsing eye.</li> <li>• Call a poison control center or doctor for treatment advice.</li> </ul>
<b>If on skin or clothing</b>	<ul style="list-style-type: none"> <li>• Take off contaminated clothing.</li> <li>• Rinse skin immediately with plenty of water for 15 to 20 minutes.</li> <li>• Call a poison control center or doctor for treatment advice.</li> </ul>
<b>If inhaled</b>	<ul style="list-style-type: none"> <li>• Move person to fresh air.</li> <li>• If person is not breathing, call 911 or an ambulance; then give artificial respiration, preferably mouth-to-mouth, if possible.</li> <li>• Call a poison control center or doctor for further treatment advice.</li> </ul>
<b>HOTLINE NUMBER</b>	
Have the product container or label with you when calling a poison control center or doctor, or going for treatment. In case of emergency endangering health or the environment involving this product, call <b>INFOTRAC at 1-800-535-5053.</b>	

**DIRECTIONS FOR USE**

It is a violation of Federal Law to use this product in a manner inconsistent with its labeling. This labeling must be in the possession of the user at the time of pesticide application.

**STORAGE AND DISPOSAL**

Do not contaminate water, food, or feed by storage and disposal.

**Pesticide Storage:** Store in original container only. Do not store near feed or foodstuffs. In case of spill, contain material and dispose of as waste.

**Pesticide Disposal:** Wastes resulting from the use of this product must be disposed of on site or at an approved waste disposal facility.

**Container Handling:**

**Non-refillable Container (non-rigid, any size):** Do not reuse or refill this container. Completely empty bag into application equipment. Offer for recycling if available. If recycling is not available, then dispose of empty bag in a sanitary landfill or by incineration, or, if allowed by state and local authorities, by burning. If burned, stay out of smoke.

**Non-refillable Container (rigid, any size):** Do not reuse or refill this container. Completely empty container into application equipment. Offer for recycling if available. If recycling is not available, then puncture and dispose of empty container in a sanitary landfill, or by incineration, or, if allowed by state and local authorities, by burning. If burned, stay out of smoke.

**Refer to inside of label booklet for additional precautionary statements and directions for use.**

**Notice:** Read the entire label before using. Use only according to label directions. Before buying or using this product, read Warranty Disclaimer and Misuse statements inside label booklet. If terms are unacceptable, return at once unopened.

™SeClear G Algaecide and Water Quality Enhancer® is a registered trademark of SePRO Corporation

EPA Reg. No. 67690-72  
FPL20160125

EPA Est. No. \_\_\_\_\_  
[SPC-]\_\_\_\_\_

**SePRO Corporation 11550 North Meridian Street, Suite 600, Carmel, IN 46032, U.S.A.**

**Net weight \_\_\_\_\_ (Non-refillable)**



[VERSION B: Front panel, STP ONLY containers]



# SeClear G

Algaecide and Water Quality Enhancer®

[ABN: SePRO Total Pond – Clear G®]

**Active Ingredient:**

Copper Sulfate Pentahydrate<sup>†</sup> (CAS# 7758-99-8) ..... 58.9%

**Other Ingredients** ..... 41.1%

**TOTAL** ..... 100.0%

<sup>†</sup>Metallic Copper equivalent = 15%

## KEEP OUT OF REACH OF CHILDREN WARNING

Refer to inside of label booklet for additional precautionary statements, first aid, and directions for use.

{optional text:

*Contains SeClear G Algaecide and Water Quality Enhancer® Granule  
Controls many nuisance algae including cyanobacteria and macroalgae  
Controls green, yellow-green, and blue-green algae (cyanobacteria) }*

**Controls a broad range of algae**

- Helps improve water clarity with every application
- Helps reduce phosphorus levels
- Kills blue-green algae



Recommended application timing

SePRO Total Pond – Clear G and SeClear G Algaecide and Water Quality Enhancer are registered trademarks of SePRO Corporation.

EPA Reg. No. 67690-72

[FG no.] \_\_\_\_\_

[Part no.] \_\_\_\_\_

FPL20160125

**Net weight: \_\_\_\_\_ (Non-refillable)**

[VERSION B: Label Booklet Cover, **STP ONLY** containers]



# SeClear G

Algaecide and Water Quality Enhancer®

[ABN: SePRO Total Pond – Clear G®]

SeClear G Algaecide and Water Quality Enhancer controls a broad range of nuisance algae, including green and blue-green (cyanobacteria) planktonic and filamentous algae, and plant-like macroalgae.

For use in ponds, lakes, reservoirs, irrigation and drainage canals, and man-made outdoor water features such as water gardens, ornamental ponds, and fountains.

## Quick facts:

Provides effective control of a broad-range of algae species and helps reduce in-water phosphorus levels with each application.

- Reduces algae blooms
- Kills algae on contact
- Helps improve water quality
- Helps reduce phosphorus levels

## When and where to use:

Use throughout the entire year to control:

- Submersed algae mats
- Free floating algae/scum
- Bottom-forming algae

## How to use:

Apply the product directly to the water evenly over areas where nuisance algae is growing.

- This container treats up to 13,600 square feet, 4 feet deep
- Only treat up to 1/3 of the entire water body at any one time

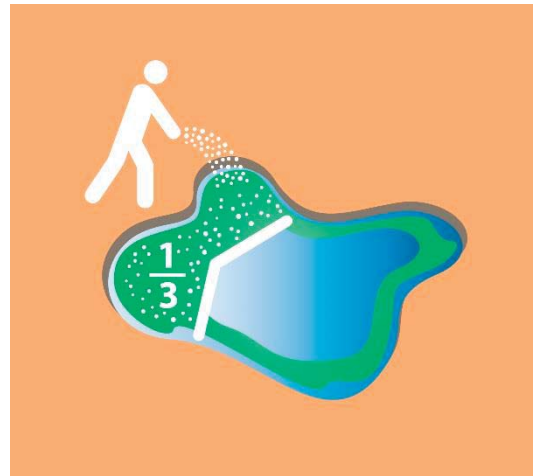
**Refer to inside of label booklet for additional directions for use.**

**Notice:** Read the entire label before using. Use only according to label directions. Before buying or using this product, read Warranty Disclaimer and Misuse statements inside label booklet. If terms are unacceptable, return at once unopened.

Copyright ©\_\_\_\_ SePRO Corporation  
Manufactured by:  
SePRO Corporation; 11550 N. Meridian Street,  
Suite 600; Carmel, IN 46032  
Customer service: **1-844-766-2727**

EPA Reg. No. 67690-72  
EPA Est. No. \_\_\_\_\_  
[Part No.] \_\_\_\_\_  
FPL20160125  
Formulated and Packaged in U.S.A.

SePRO Total Pond - Clear G and SeClear G Algaecide and Water Quality Enhancer are registered trademarks of SePRO Corporation.



[VERSION B: Label booklet text, **STP ONLY** containers]

**STOP! PLEASE READ ENTIRE LABEL BEFORE USE.**

**DIRECTIONS FOR USE**

It is a violation of Federal Law to use this product in a manner inconsistent with its labeling.



Recommended Application Timing

**When to apply**

This product can be used year-round to control all types of nuisance algae, including toxin-producing blue-green algae (cyanobacteria). Apply before ice forms.

**Where and how to apply**

This product is formulated for either direct application to the water as a granule or dissolved in a spray tank and surface applied.

**Granular application:** When targeting **bottom algae**, broadcast this product to the water using a waterproof glove, scoop, or other granule application equipment to achieve uniform coverage.

**Surface spray application:** When targeting **free-floating/scum algae** and **surface algae mats**, dissolve the required amount of this product with water in a spray tank. Fill the spray tank ½ full of water, add granules to the spray tank at a ratio of ¼ pound per 1 gallon of water. Mix or shake the solution in the tank for 1-2 minutes. Fill the spray tank with remaining volume of water and spray the surface of the water and/or surface algae mats with this spray solution.

- *TIP: Use warm water, if available, to speed up dissolution of the granules.*

**Algae Treatment Program (See Table 1)**

Use this product to quickly gain control of nuisance algae. Multiple applications may be necessary to obtain desired results, particularly if you have fast-growing algae and/or your algae growth is very dense.

**Prevention Program (See Table 2)**

This product may be used to prevent problematic algae blooms from occurring, and with routine use, can improve overall water quality by binding phosphorus and removing suspended particulates. Starting this program in early spring should minimize nuisance algae and improve overall water quality.

**How often and how much to apply**

<b>Table 1. Algae Treatment Program</b>		
<b>Application Timing (after algae growth is apparent)</b>	<b>Pounds of this product per acre foot<sup>†</sup> of water</b>	<b>Application Guide</b>
Day 1: Initial Application	10 lbs.	If applying this product diluted in water, use the recommended amount of product and water appropriate for your sprayer, (see <i>Surface spray application instructions above</i> ).
Day 14: 2 <sup>nd</sup> Application	8 lbs.	Depending on the size of your spray equipment, multiple batches may be necessary to apply the total recommended

Day 28: 3 <sup>rd</sup> Application	8 lbs.	product. Do not apply this product to more than $\frac{1}{3}$ of your water body's total surface area during any one application.
-------------------------------------	--------	--

†One acre foot = one acre (43,560 square feet), 1 foot deep

For optimal results, after the 3<sup>rd</sup> application, switch to the *Algae Prevention Program* for the remainder of the algae growing season (see Table 2).

<b>Table 2. Algae Prevention Program</b>		
<b>Application Timing (early, before algae growth is apparent)</b>	<b>Pounds of this product per acre foot<sup>†</sup> of water</b>	<b>Application Guide</b>
Day 1: Initial Application	4 lbs.	If applying this product diluted in water, use the recommended amount of product and water appropriate for your sprayer, (see <i>Surface spray application instructions above</i> ).
Day 30: 2 <sup>nd</sup> Application		Depending on the size of your spray equipment, multiple batches may be necessary to apply the total recommended product.
Day 60: 3 <sup>rd</sup> Application		Do not apply product to more than $\frac{1}{3}$ of your water body's total surface area during any one application.

†One acre foot = one acre (43,560 square feet), 1 foot deep

If algae begins to form, switch to the *Algae Treatment Program* (see Table 1).

### **Tips for best results**

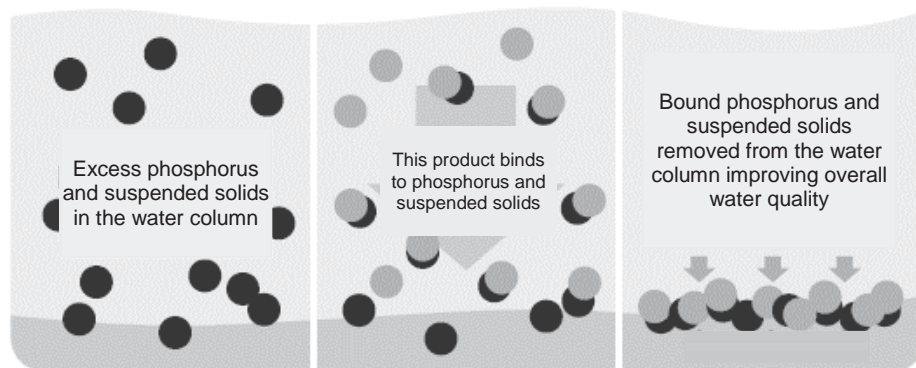
- If possible, start applications early in the season, before algae are rapidly growing.
- If algae are actively growing, apply on a sunny, calm day.
- Maintain an even and consistent application pattern; ensure good coverage of target algae.
- Begin by treating from the shoreline, outward toward the middle of water body, this will allow fish to move to areas away from the treatment.
- Do not apply this product to more than  $\frac{1}{3}$  of the total water body surface area at any one time.
- Wait a minimum of two weeks between treatments. (see Environmental Hazards for more information).

### **How this product works**

**Algae control:** This product rapidly disrupts numerous algae cell processes and immediately shuts down growth resulting in algae death. Algae treated with this product typically begin to show discoloration within a day and will continue to degrade over 3 - 7 days.

**Water quality enhancement:** This product's patent-pending technology can improve water quality by decreasing phosphorus concentration in the water column through binding and precipitation of dissolved phosphorus. This process also aids in the binding and precipitation of suspended solids,

thereby reducing turbidity and unwanted discoloration. Regular use of this product binds excess phosphorus and can enhance the overall quality and clarity of water.



### **What to expect**

As an algaecide, this product rapidly disrupts numerous algae cell processes and shuts down growth. This product is effective in controlling a broad range of algae including: green, yellow/green and blue-green (cyanobacteria) algae comprising diverse growth forms such as filamentous, colonial, planktonic and macrophytic. Treated algae typically begin to show discoloration within a day and degrade over time.

Aside from effectively controlling algae, this product simultaneously can improve water quality by:

1. Offsetting eutrophication through proactive maintenance programs.
2. Decreasing phosphorus concentrations from the water column through binding and precipitation of excess phosphorus.
3. Binding and precipitation of suspended solids, thereby reducing turbidity and unwanted coloration.

### **USE RESTRICTIONS**

**Obtain Required Permits:** Consult with appropriate state or local water authorities before applying this product. Permits may be required by state or local public agencies.

**Fishing, Swimming and Irrigation:** Fishing, swimming, and irrigation are allowed following application.

**Livestock/Pet Consumption:** Drinking by livestock and pets is allowed following application.

### **ENVIRONMENTAL HAZARDS**

This pesticide is toxic to fish and aquatic invertebrates. Waters treated with this product may be hazardous to aquatic organisms. Treatment of aquatic weeds and algae can result in oxygen loss from decomposition of dead algae and weeds. This oxygen loss can cause fish and invertebrate suffocation. To minimize this hazard, do not treat more than 1/3 of the water body to avoid depletion of oxygen due to decaying vegetation. Wait a minimum of 14 days between treatments. Begin treatment along the shore and proceed outwards in bands to allow fish to move into untreated areas. Consult with the State or local agency with primary responsibility for regulating pesticides before applying to public waters, to determine if a permit is required.

Certain water conditions including low pH ( $\leq 6.5$ ), low dissolved organic carbon (DOC) levels (3.0 mg/L or lower), and "soft" waters (i.e., alkalinity less than 50 mg/L), increases the potential acute toxicity to non-target aquatic organisms. Do not use in waters containing trout or other fish species that are highly

sensitive to copper if the carbonate hardness is less than 50 ppm. Fish toxicity generally decreases when the hardness of water increases. Do not use this product in ornamental ponds containing Koi.

For applications in waters destined for use as drinking water, those waters must receive additional and separate potable water treatment. Do not apply more than 10 lbs. of this product per one acre foot (one surface acre, one foot deep) in any waters.

#### **STORAGE AND DISPOSAL**

Do not contaminate water, food, or feed by storage and disposal.

**Pesticide Storage:** Store in original container only. Do not store near feed or foodstuffs. In case of spill, contain material and dispose of as waste.

**Pesticide Disposal and Container Handling:**

**Non-refillable Container:** Do not reuse or refill this container. **If empty:** Place in trash or offer for recycling if available. **If partly filled:** Call your local solid waste agency for disposal instructions.

Never place unused product down any indoor or outdoor drain.

**Warranty Disclaimer:** SePRO Corporation warrants that this product conforms to the chemical description on the product label. Testing and research have also determined that this product is reasonably fit for the uses described on the product label. To the extent consistent with applicable law, SePRO Corporation makes no other express or implied warranty of fitness or merchantability nor any other express or implied warranty and any such warranties are expressly disclaimed.

**Misuse:** Federal law prohibits the use of this product in a manner inconsistent with its label directions. To the extent consistent with applicable law, the buyer assumes responsibility for any adverse consequences if this product is not used according to its label directions. In no case shall SePRO Corporation be liable for any losses or damages resulting from the use, handling or application of this product in a manner inconsistent with its label.

For additional important labeling information regarding SePRO Corporation's Terms and Conditions of Use, Inherent Risks of Use and Limitation of Remedies, please visit <http://seprolabels.com/terms> or scan the image below.



**Need help? A SePRO Total Pond Advisor can remotely and accurately measure the size of your pond and discuss a personalized strategy to keep your pond clear of unwanted weeds and algae. Call us TOLL FREE at 1-844-766-2727 or email [service@seprototal.com](mailto:service@seprototal.com)**

SePRO Total Pond - Clear G is a registered trademark of SePRO Corporation.  
Copyright © \_\_\_\_\_ SePRO Corporation

FPL20160125

[VERSION B: Base label (affixed to container), STP ONLY containers]



# SeClear G

Algaecide and Water Quality Enhancer®

[ABN: SePRO Total Pond – Clear G®]

## PRECAUTIONARY STATEMENTS

### HAZARDS TO HUMANS AND DOMESTIC ANIMALS

## KEEP OUT OF REACH OF CHILDREN

## WARNING

May be fatal if swallowed. Causes substantial but temporary eye injury. Do not get in eyes, on skin or clothing. Wear protective eyewear (goggles, face shield, or safety glasses). Avoid breathing dust. Wash thoroughly with soap and water after handling and before eating, drinking, chewing gum, using tobacco or using the toilet. Remove and wash contaminated clothing before reuse.

### PERSONAL PROTECTIVE EQUIPMENT (PPE)

#### Users must wear the following:

Protective eyewear (goggles, face shield, or safety glasses), long-sleeve shirt, long pants, shoes plus socks, and waterproof gloves. Discard clothing and other absorbent material that have been drenched or heavily contaminated with this product's concentrate. Do not reuse them. Keep and wash PPE separately from other laundry.

### USER SAFETY RECOMMENDATIONS

**Users should:** Wash the outside of gloves before removing. Wash hands before eating, drinking, chewing gum, using tobacco, or using the toilet. Remove clothing/PPE immediately if pesticide gets inside. Then wash thoroughly and put on clean clothing. Remove PPE immediately after handling this product. As soon as possible, wash thoroughly and change into clean clothing.

### FIRST AID

<b>If swallowed</b>	<ul style="list-style-type: none"> <li>• Call a poison control center or doctor immediately for treatment advice.</li> <li>• Have person sip a glass of water if able to swallow.</li> <li>• Do not induce vomiting unless told to do so by a poison control center or doctor.</li> <li>• Do not give anything to an unconscious person.</li> </ul>
<b>If in eyes</b>	<ul style="list-style-type: none"> <li>• Hold eye open and rinse slowly and gently with water for 15 to 20 minutes. Remove contact lenses, if present, after the first 5 minutes; then continue rinsing eye.</li> <li>• Call a poison control center or doctor for treatment advice.</li> </ul>
<b>If on skin or clothing</b>	<ul style="list-style-type: none"> <li>• Take off contaminated clothing.</li> <li>• Rinse skin immediately with plenty of water for 15 to 20 minutes.</li> <li>• Call a poison control center or doctor for treatment advice.</li> </ul>
<b>If inhaled</b>	<ul style="list-style-type: none"> <li>• Move person to fresh air.</li> <li>• If person is not breathing, call 911 or an ambulance; then give artificial respiration, preferably mouth-to-mouth, if possible.</li> <li>• Call a poison control center or doctor for further treatment advice.</li> </ul>

### HOTLINE NUMBER



Have the product container or label with you when calling a poison control center or doctor, or going for treatment. In case of emergency endangering health or the environment involving this product, call **INFOTRAC** at **1-800-535-5053**.

**Refer to inside of label booklet for additional precautionary statements and directions for use.**

**Notice:** Read the entire label before using. Use only according to label directions. Before buying or using this product, read Warranty Disclaimer and Misuse statements inside label booklet. If terms are unacceptable, return at once unopened.

SePRO Total Pond - Clear G and SeClear G Algaecide and Water Quality Enhancer are registered trademarks of SePRO Corporation.

**SePRO Corporation** 11550 North Meridian Street, Suite 600, Carmel, IN 46032

EPA Reg. No. 67690-55

EPA Est. No. \_\_\_\_\_

[Part No.] \_\_\_\_\_

FPL20160125