



UNITED STATES ENVIRONMENTAL PROTECTION AGENCY
WASHINGTON, DC 20460

OFFICE OF CHEMICAL SAFETY
AND POLLUTION PREVENTION

February 11, 2015

Laurent C. Mezin, Ph.D.
Manager, Regulatory Affairs
SePRO Corporation
11550 N. Meridian St, Suite 600
Carmel, IN 46032

Subject: Label Amendment – Submission of child resistant packaging certification;
addition of retail and residential sub-labels, minor changes throughout to increase
clarity, alternate brand name of “SePro Total Pond - Clear”
Product Name: SeClear Algaecide
EPA Registration Number: 67690-55
Application Date: 10/8/2014
Decision Number: 496499

Dear Mr. Mezin:

The amended label referred to above, submitted in connection with registration under the Federal Insecticide, Fungicide and Rodenticide Act, as amended, is acceptable. This approval does not affect any conditions that were previously imposed on this registration. You continue to be subject to existing conditions on your registration and any deadlines connected with them.

A stamped copy of your labeling is enclosed for your records. This labeling supersedes all previously accepted labeling. You must submit one copy of the final printed labeling before you release the product for shipment with the new labeling. In accordance with 40 CFR 152.130(c), you may distribute or sell this product under the previously approved labeling for 18 months from the date of this letter. After 18 months, you may only distribute or sell this product if it bears this new revised labeling or subsequently approved labeling. “To distribute or sell” is defined under FIFRA section 2(gg) and its implementing regulation at 40 CFR 152.3.

Should you wish to add/retain a reference to the company's website on your label, then please be aware that the website becomes labeling under the Federal Insecticide Fungicide and Rodenticide Act and is subject to review by the Agency. If the website is false or misleading, the product would be misbranded and unlawful to sell or distribute under FIFRA section 12(a)(1)(E). 40 CFR 156.10(a)(5) list examples of statements EPA may consider false or misleading. In addition, regardless of whether a website is referenced on your product's label, claims made on the website may not substantially differ from those claims approved through the registration process. Therefore, should the Agency find or if it is brought to our attention that a website contains false or misleading statements or claims substantially differing from the EPA approved registration, the website will be referred to the EPA's Office of Enforcement and Compliance.

Page 2 of 2
EPA Reg. No. 67690-55
Decision No. 496499

Your release for shipment of the product constitutes acceptance of these conditions. If these conditions are not complied with, the registration will be subject to cancellation in accordance with FIFRA section 6. If you have any questions, please contact Lindsay Roe by phone at 703-347-0506, or via email at roe.lindsay@epa.gov.

Sincerely,

A handwritten signature in black ink that reads "Tony Kish". The signature is written in a cursive style with a large, looping initial "T".

Tony Kish, Product Manager 22
Fungicide Branch
Registration Division (7505P)
Office of Pesticide Programs

Enclosure

[Version A: Commercial uses - Front of label booklet or front panel, ALL containers]



SeClear Algaecide®

FOR USE IN AQUATIC SITES INCLUDING: PONDS, LAKES, RESERVOIRS, RIVERS, STREAMS, IRRIGATION AND DRAINAGE CANALS, LATERALS AND DITCHES; INCLUDING POTABLE WATER SOURCES.

INTENDED FOR COMMERCIAL USE ONLY

Active Ingredient:

Copper Sulfate Pentahydrate[†] (CAS# 7758-99-8)16.2%

Other Ingredients83.8%

TOTAL100.0%

[†]Metallic Copper equivalent = 4.1%

This product contains 0.417 Lbs metallic copper per gallon.

KEEP OUT OF REACH OF CHILDREN CAUTION / PRECAUCIÓN

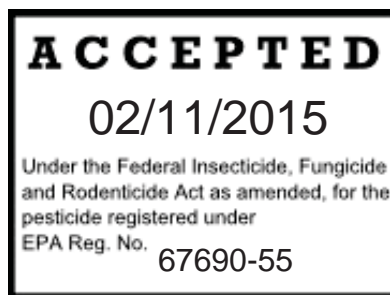
Si usted no entiende la etiqueta, busque a alguien para que se la explique a usted en detalle. (If you do not understand the label, find someone to explain it to you in detail.)

In case of emergency endangering life or property involving this product, call **INFOTRAC** at **1-800-535-5053**.

Refer to the inside of the label booklet for additional precautionary information and Directions for Use including First Aid and Storage and Disposal.

NOTICE: Read the entire label before using. Use only according to label directions. **Before buying or using this product, read *Terms and Conditions of Use, Warranty Disclaimer, Inherent Risks of Use* and *Limitation of Remedies* inside label booklet. If terms are unacceptable, return at once, unopened.**

This product has been tested and certified by WQA according to NSF/ANSI 60 standards based upon its composition. This seal does not imply enhanced safety or efficacy.



EPA Reg. No. 67690-55
FPL20150205

EPA Est. No. _____
[SPC-]_____

SePRO Corporation 11550 North Meridian Street, Suite 600, Carmel, IN 46032, U.S.A.

Net contents _____
Refillable/Nonrefillable container _____

SeClear is a registered trademark of SePRO Corporation

[Version A: Commercial uses - Label booklet text, ALL containers]

PRECAUTIONARY STATEMENTS

Hazards to Humans and Domestic Animals

CAUTION. Harmful if swallowed. Causes moderate eye irritation. Avoid contact with skin, eyes or clothing. Wash thoroughly with soap and water after handling and before eating, drinking, chewing gum, using tobacco or using the toilet. Remove and wash contaminated clothing before reuse.

For applications in waters destined for use as drinking water, those waters must receive additional and separate potable water treatment. Do not apply more than 1.0 ppm as metallic copper in these waters during any single treatment.

FIRST AID	
If swallowed	<ul style="list-style-type: none"> • Call a poison control center or doctor immediately for treatment advice. • Have person sip a glass of water if able to swallow. • Do not induce vomiting unless told to do so by a poison control center or doctor. • Do not give anything to an unconscious person.
If in eyes	<ul style="list-style-type: none"> • Hold eye open and rinse slowly and gently with water for 15 to 20 minutes. Remove contact lenses, if present, after the first 5 minutes; then continue rinsing eye. • Call a poison control center or doctor for treatment advice.
If on skin or clothing	<ul style="list-style-type: none"> • Take off contaminated clothing. • Rinse skin immediately with plenty of water for 15 to 20 minutes. • Call a poison control center or doctor for treatment advice.
If inhaled	<ul style="list-style-type: none"> • Move person to fresh air. • If person is not breathing, call 911 or an ambulance; then give artificial respiration, preferably mouth-to-mouth, if possible. • Call a poison control center or doctor for further treatment advice.
HOTLINE NUMBER	
Have the product container or label with you when calling a poison control center or doctor, or going for treatment. In case of emergency endangering health or the environment involving this product, call INFOTRAC at 1-800-535-5053 .	

PERSONAL PROTECTIVE EQUIPMENT (PPE)

For all types of applications, mixers, loaders, applicators and other handlers must wear the following:

- Long-sleeve shirt,
- Long pants,
- Shoes plus socks

Follow manufacturer's instructions for cleaning/maintaining PPE. If no such instructions for washables exist, use detergent and hot water. Keep and wash PPE separately from other laundry. Discard clothing and other absorbent material that have been drenched or heavily contaminated with this product's concentrate. Do not reuse them.

USER SAFETY RECOMMENDATIONS

Users must:

- Wash hands before eating, drinking, chewing gum, using tobacco or using the toilet.
- Remove clothing/PPE immediately if pesticide gets inside. Then wash thoroughly and put on clean clothing.
- Remove PPE immediately after handling this product. Wash the outside of gloves before removing. As soon as possible, wash thoroughly and change into clean clothing.

ENVIRONMENTAL HAZARDS

This pesticide is toxic to fish and aquatic invertebrates. Waters treated with this product may be hazardous to aquatic organisms. Treatment of aquatic weeds and algae can result in oxygen loss from decomposition of dead algae and weeds. This oxygen loss can cause fish and invertebrate suffocation. To minimize this hazard, do not treat more than ½ of the water body to avoid depletion of oxygen due to decaying vegetation. Wait a minimum of 14 days between treatments. Begin treatment along the shore and proceed outwards in bands to allow fish to move into untreated areas. Consult with the State or local agency with primary responsibility for regulating pesticides before applying to public waters, to determine if a permit is required.

Certain water conditions including low pH (≤ 6.5), low dissolved organic carbon (DOC) levels (3.0 mg/L or lower), and “soft” waters (i.e., alkalinity less than 50 mg/L), increase the potential acute toxicity to non-target aquatic organisms. Do not use in waters containing trout or other fish species that are highly sensitive to copper if the carbonate hardness is less than 50 ppm. Fish toxicity generally decreases when the hardness of water increases. Do not use this product in ornamental ponds containing Koi.

Obtain Required Permits: Consult with appropriate state or local pesticide and/or water authorities before applying this product in or around public waters. Permits and posting or treatment notification may be required by State, Tribal, or local public agencies.

DIRECTIONS FOR USE

It is a violation of Federal Law to use this product in a manner inconsistent with its labeling. Read all Directions for Use carefully before applying.

DO NOT apply this product in a way that will contact workers or other persons, either directly or through drift. Only protected handlers may be in the area during application. For any requirements specific to your State or Tribe, consult the agency responsible for pesticide regulation.

Ensure spray does not drift onto non-target areas.

DO NOT apply this product in any manner not specifically described in this label. Observe all cautions and limitations on this label and on the labels of products used in combination with this product. Keep containers closed to avoid spills and contamination.

IN CASE OF EMERGENCY

In case of large-scale spillage regarding this product, call INFOTRAC at 1-800-535-5053.

In case of medical emergency regarding this product, call:

- Your local doctor for immediate treatment;
- Your local poison control center (hospital);
- INFOTRAC: 1-800-535-5053.

Steps to be taken in case material is released or spilled:

- Dike and contain the spill with inert material (sand, earth, etc.) and transfer liquid and solid diking material to separate containers for disposal.
- Remove contaminated clothing, and wash affected skin areas with soap and water.
- Wash clothing before reuse.
- Keep the spill out of all sewers and open bodies of water.

PRODUCT INFORMATION

This product is effective in controlling a broad range of green and blue-green (cyanobacteria) algae, including filamentous, planktonic and macrophytic.

Water Quality Enhancement

This product can improve water quality by:

1. decreasing phosphorus concentrations from the water column through binding and precipitation of dissolved phosphorus; and
2. aiding in the binding and precipitation of suspended solids, thereby reducing turbidity and unwanted coloration.

Use the lower concentrations/rates in softer water (<50 ppm alkalinity) or when treating species with greater susceptibility to this product; use higher concentrations/rates in harder water (>50 ppm alkalinity) and when treating heavier infestations and/or less susceptible species.

Treatment Notes

Performance of this product is enhanced under certain conditions. It is recommended to consult a SePRO Aquatic Specialist for guidance in implementing a treatment program to achieve optimal results. The following apply to the use of this product to achieve optimum effectiveness:

- Treat when growth first begins to appear (if possible) or when algae are actively growing.
- Apply in a manner that will ensure even distribution of this product within the treatment area.
- Use a high-pressure surface spray application to break up dense floating algal mats.
- In heavily infested areas, follow-up applications may be necessary. Re-treat areas if re-growth begins to appear or if seasonal control is desired. Additional applications of this product too soon after prior application may have no effect.
- **It is recommended to design and implement an annual treatment program which includes monitoring algae and basic water quality parameters to optimize nuisance algae and water quality management. Contact SePRO Corporation for assistance in algae identification, treatment prescription and implementation using this product (Note: SePRO Corporation's technical service of algae identification, site monitoring and assessment is referred to as SeSCRIPT* analysis).**

Precautions and Restrictions

- Do not apply an undiluted solution of this product directly to, or otherwise permit it to come into contact with any desirable plants as injury may result. Do not apply in such a way that this concentrated product comes in contact with crops, ornamentals, grass or other desirable plants. Wash spray equipment thoroughly before and after each application.

Spray Drift Management

The following spray drift management requirements are for application methods except for those where the product is injected under the water surface (i.e. sub-surface applications). Surface applications should be made only when there is little or no hazard for spray drift. Very small quantities of spray, which may not be visible, may seriously injure susceptible plants. A variety of factors including weather conditions (e.g., wind direction, wind speed, temperature, relative humidity) and method of application (e.g., ground, aerial, airblast, chemigation) can influence pesticide drift. The applicator must evaluate all factors and make appropriate adjustments when applying this product. Avoiding spray drift at the application site is the responsibility of the applicator. The applicator is responsible for considering all these factors when making decisions. Do not conduct a surface spray application when wind is blowing toward desirable susceptible crops or ornamental plants near enough to be injured. Under these conditions, this product may be applied using a sub-surface injection.

Droplet Size

Apply only as a medium or coarser spray (ASAE standard 572) or a volume mean diameter of 300 microns or greater for spinning atomizer nozzles.

Wind Speed

Do not apply as a surface spray at wind speeds greater than 15 mph. Only apply this product if the wind direction favors on-target deposition (approximately 3 to 10 mph), and there are no sensitive areas within 250 feet downwind.

Temperature Inversions

If applying at wind speeds less than 3 mph, the applicator must determine if a) conditions of temperature inversion exist, or b) stable atmospheric conditions exist at or below nozzle height. Do not make surface applications into areas of temperature inversions or stable atmospheric conditions.

Other State and Local Requirements

Applicators must follow all state and local pesticide drift requirements regarding application of copper compounds. Where states have more stringent regulations, they must be observed.

Equipment

All aerial and ground application equipment must be properly maintained and calibrated using appropriate carriers or surrogates. *Additional requirements for aerial applications:* The boom length must not exceed 75% of the wingspan or 90% of the rotor blade diameter. Release spray at the lowest height consistent with efficacy and flight safety. Do not release spray at a height greater than 10 feet above the water's surface unless a greater height is required for aircraft safety. When applications are made with a crosswind, the swath must be displaced downwind. The applicator must compensate for this displacement at the up and downwind edge of the application area by adjusting the path of the aircraft upwind.

APPLICATION INFORMATION

Do not exceed a concentration of 1.0 ppm copper during any single application; wait a minimum of 14 days between treatments except for when treating new source water in flowing water sites (refer to *Drip System or Metering Pump Application for Flowing Water Treatments*). (Note: In aquaculture, do not exceed a concentration of 0.4 ppm during any single application).

Application Methods and Rates

Surface Spray/Injection Algaecide Application

The application concentrations/rates in Table 1 are based on static or minimal flow situations. Where significant dilution occurs from untreated waters or loss of water, this product may have to be metered in (refer to the *Drip System or Metering Pump Application for Flowing Water Treatments* section of this label).

Identify the algae growth present as one of the following types: planktonic (suspended), filamentous (mat-forming), or macrophytic algae (*Chara/Nitella*). For assistance with algae identification, contact SePRO Corporation.

Determine the surface acreage (1 acre = 43,560 ft²) and average depth of infested area. Refer to chart below to determine gallons of this product to apply per surface acre.

TABLE 1. SeClear Algaecide Application Rates			
Algae Type or Species	Dose	Rates	Treatment Comments
	PPM metallic Copper	Gallons per Acre Foot	
Planktonic (Suspended)	0.15-1.0 [†]	1.0 - 6.5	Apply higher rates on heavy blooms and where algae masses are clumped and accumulated.
Filamentous (Mat-forming)	0.15-1.0 [†]	1.0 - 6.5	Apply higher rates on surface mats and species such as <i>Pithophora</i> , <i>Cladophora</i> , <i>Lyngbya</i> , and <i>Hydrodictyon</i> .
Macrophytic (<i>Chara/Nitella</i> / Starry Stonewort)	0.4-1.0	2.5 - 6.5	Apply higher rates on older, established calcified plants. Apply as close to algae growth as possible.

[†] For planktonic and filamentous algae, this product may be applied up to 1.0 ppm when growth conditions require higher rates and for difficult to control species (such as *Hydrodictyon*, *Cladophora* or *Pithophora*).

Application Rate Calculation Example:

The amount of this product to be applied to provide the desired concentration of 0.15 ppm of active ingredient in a 1 acre treatment area with an average depth of 4 feet may be calculated at follows:

$$1 \text{ acre} \times 4 \text{ foot average depth} = 4 \text{ acre feet}$$

1.0 gallon per acre foot x 4 acre feet = 4 gallons

For planktonic (suspended) algae and free-floating filamentous algae mats, application rates and techniques should be based on treating to depths where algae are present (e.g. the upper 3 to 4 feet of water). For dense infestations and in certain other situations, it may be necessary to calculate rates based on the depth of known algae infestation (e.g. >4 feet) or require treating the entire water column in the target area.

As a surface or subsurface application, this product may be applied diluted or undiluted, whichever is most suitable to ensure uniform coverage of the area to be treated. Dilution with water may be necessary at the lower application rates. Dilute the required amount of this product with enough water to ensure even distribution in the treated area with the type of equipment being used. For best results, dilute this product in water to provide a minimum spray mix of 20 to 50 gallons per acre; in areas with heavy infestations of filamentous algae, a total tank mix of >50 gallons per acre may be necessary; break up floating algae mats before spraying or while application is being made.

***Drip System or Metering Pump Application for Flowing Water Treatments
For Use in Potable Water, Canals, Ditches, and Irrigation and Drainage Systems***

For optimal control, apply this product upstream of or at the site of algae growth as soon as algae begin active growth or interfere noticeably with normal delivery of water (clogging of headgates, suction screens, weed screens, and siphon tubes). Delaying treatment could perpetuate the problem causing massing and compacting of plants. Heavy infestations and low flow may cause poor distribution resulting in unsatisfactory control. Under these conditions repeated applications or increasing water flow rate during application may be necessary. See the 'Application Information' section above for the minimum time interval required between repeated applications.

To achieve desired control with this product in flowing waters, a minimum exposure period of one to three hours should be maintained at a concentration of 0.15 to 1.0 ppm. Other factors to consider include: weed or algae species, density of infestation and water temperature and hardness. Longer contact times and the highest rates may be required for less susceptible species and in difficult treatment conditions (e.g. less susceptible weed or algae species, dense weed or algae beds, hard water).

Prior to treatment it is important to accurately determine water flow rates. In the absence of weirs, orifices, or similar devices, which give accurate waterflow measurements, volume of flow can be estimated by the following formula:

$$\text{Cubic feet per second (cfs)} = \text{average width (feet)} \times \text{average depth (feet)} \times \text{average velocity (feet/second)} \times 0.9$$

After accurately determining the water flow rate in cfs or gallons/minute, find the corresponding this product rate in Table 2 or use the below formula.

$$\text{cfs} \times \text{desired concentration of metallic copper (ppm)} \times 2.1 = \text{quarts/hour of application}$$

Water Flow Rate		PPM metallic Copper	SeClear Algaecide Rate	
CFS	Gal/min.		Quart/ hr.	fl oz/ min.
1	450	0.15 - 1.0	0.3 - 2.1	0.2 - 1.1
2	900	0.15 - 1.0	0.7 - 4.2	0.4 - 2.2
3	1,350	0.15 - 1.0	1.0 - 6.4	0.6 - 3.4
4	1,800	0.15 - 1.0	1.4 - 8.5	0.7 - 4.5
5	2,250	0.15 - 1.0	1.7 - 10.7	0.9 - 5.7
10	4,500	0.15 - 1.0	3.4 - 21.4	1.8 - 11.4
100	45,000	0.15 - 1.0	34.3 - 214.5	18.3 - 114.3

Calculate the amount of this product needed to maintain the drip rate for a treatment period of 3 hours by multiplying **quart(s)/hour by 3** or **fl oz/minute by 180**. For longer injection periods, multiply dosage rate by desired time in minutes or hours as appropriate.

Lower concentrations may be used on highly susceptible algae species or if longer exposure times are maintained. Introduction of the chemical should be made in the channel at weirs or other turbulence-creating structures to promote the dispersion of the chemical. For longer injection periods, multiply the rate by the desired time in minutes or hours as appropriate.

Use a drum or tank equipped with a valve or other volume control device that can be calibrated to maintain a constant drip rate. Use a stopwatch and appropriate measuring container to set the desired drip rate. Readjust accordingly if the canal flow rate changes during the treatment period. A small pump or other metering device may be used to meter this product into the water more accurately. Application can be made using diluted or undiluted product.

Results can vary depending upon species and density of algae and vegetation, desired distance of control and flow rate, and impact of water quality on efficacy. Periodic maintenance treatments may be required to maintain seasonal control. It is recommended to consult a SePRO Aquatic Specialist to determine optimal use rate, location of treatment stations and treatment period under local conditions.

Tank Mix Directions

This product may be tank mixed with other products to enhance efficacy and plant selectivity provided that the labels do not prohibit such mixing. This product can be tank mixed with herbicides registered for aquatic use to improve efficacy; and to control algae in areas where heavy algae growth may cover target submersed plant species and interfere with herbicide exposure. When tank mixing, read and follow the labeled precautionary statements, directions for use, weeds controlled, and other restrictions for each tank mix product. **Use in accordance with the most restrictive label limitations and precautions of the products used in the tank-mix.** Do not exceed any label rate or dose. To ensure compatibility, a jar test is recommended before field application of any tank mix combination. It is recommended to consult with SePRO Corporation for latest tank mix recommendations.

NOTE: Tank mixing or use of this product with any other product which is not specifically and expressly authorized by the label shall be at the exclusive risk of the user, applicator and/or application adviser, to the extent allowed by applicable law.

STORAGE AND DISPOSAL

Do not contaminate water, food, or feed by improper storage or disposal.

Pesticide Storage: Keep from freezing. Store in original container only. Do not store near feed or foodstuffs. In case of leak or spill, use absorbent materials to contain liquids and dispose as waste.

Pesticide Disposal: Wastes resulting from use of this product may be used according to label directions or disposed of at an approved waste disposal facility.

Container Handling

Nonrefillable Container. DO NOT reuse or refill this container. Triple rinse or pressure rinse container (or equivalent) promptly after emptying; then offer for recycling, if available, or reconditioning, if appropriate, or puncture and dispose of in a sanitary landfill, or by incineration, or by other procedures approved by state and local authorities. If burned, stay out of smoke.

Triple rinse containers small enough to shake (capacity \leq 5 gallons) as follows: Empty the remaining contents into application equipment or a mix tank and drain for 10 seconds after the flow begins to drip. Fill the container $\frac{1}{4}$ full with water and recap. Shake for 10 seconds. Pour rinsate into application equipment or a mix tank, or store rinsate for later use or disposal. Drain for 10 seconds after the flow begins to drip. Repeat this procedure two more times.

Triple rinse containers too large to shake (capacity $>$ 5 gallons) as follows: Empty the remaining contents into application equipment or a mix tank. Fill the container $\frac{1}{4}$ full with water. Replace and tighten closures. Tip container on its side and roll it back and forth, ensuring at least one complete revolution, for 30 seconds. Stand the container on its end and tip it back and forth several times. Turn the container over onto its other end and tip it back and forth several times. Empty the rinsate into application equipment or a mix tank, or store rinsate for later use or disposal. Repeat this procedure two more times.

Pressure rinse as follows: Empty the remaining contents into application equipment or mix tank and continue to drain for 10 seconds after the flow begins to drip. Hold container upside down over application equipment or mix tank, or collect rinsate for later use or disposal. Insert pressure rinsing nozzle in the side of the container and rinse at about 40 PSI for at least 30 seconds. Drain for 10 seconds after the flow begins to drip.

Refillable Container. Refill this container with pesticide only. **DO NOT** reuse this container for any other purpose. Triple rinsing the container before final disposal is the responsibility of the person disposing of the container. Cleaning before refilling is the responsibility of the refiller. Triple rinse as follows: To clean the container before final disposal, empty the remaining contents from this container into application equipment or mix tank. Fill the container about 10% full with water. Agitate vigorously or recirculate water with the pump for 2 minutes. Pour or pump rinsate into application equipment or rinsate collection system. Repeat this rinsing procedure two more times.

When this container is empty, replace the cap and seal all openings that have been opened during use; return the container to the point of purchase or to a designated location. This container must only be refilled with a pesticide product. Prior to refilling, inspect carefully for damage such as cracks, punctures, abrasions, worn-out threads and closure devices. Check for leaks after refilling and before transport. **DO NOT** transport if this container is damaged or leaking. If the container is damaged, or leaking, or obsolete and not returned to the point of purchase or to a designated location, triple rinse emptied container and offer for recycling, if available, or dispose of container in compliance with state and local regulations.

TERMS AND CONDITIONS OF USE

If terms of the following *Warranty Disclaimer*, *Inherent Risks of Use* and *Limitation of Remedies* are not acceptable, return unopened package at once to the seller for a full refund of purchase price paid. Otherwise, to the extent consistent with applicable law, use by the buyer or any other user constitutes acceptance of the terms under *Warranty Disclaimer*, *Inherent Risks of Use*, and *Limitation of Remedies*.

WARRANTY DISCLAIMER

SePRO Corporation warrants that the product conforms to the chemical description on the label and is reasonably fit for the purposes stated on the label when used in strict accordance with the directions, subject to the inherent risks set forth below. TO THE EXTENT CONSISTENT WITH APPLICABLE LAW, SEPRO CORPORATION MAKES NO OTHER EXPRESS OR IMPLIED WARRANTY OF MERCHANTABILITY OR FITNESS FOR A PARTICULAR PURPOSE OR ANY OTHER EXPRESS OR IMPLIED WARRANTY.

INHERENT RISKS OF USE

It is impossible to eliminate all risks associated with use of this product. Plant injury, lack of performance, or other unintended consequences may result because of such factors as use of the product contrary to label instructions (including conditions noted on the label such as unfavorable temperatures, soil conditions, etc.), abnormal conditions (such as excessive rainfall, drought, tornadoes, hurricanes), presence of other materials, the manner of application, or other factors, all of which are beyond the control of SePRO Corporation or the seller. To the extent consistent with applicable law, all such risks shall be assumed by buyer.

LIMITATION OF REMEDIES

To the extent consistent with applicable law, the exclusive remedy for losses or damages resulting from this product (including claims based on contract, negligence, strict liability, or other legal theories) shall be limited to, at SePRO Corporation's election, one of the following:

- (1) Refund of purchase price paid by buyer or user for product bought, or
- (2) Replacement of amount of product used.

To the extent consistent with applicable law, SePRO Corporation shall not be liable for losses or damages resulting from handling or use of this product unless SePRO Corporation is promptly notified of such losses or damages in writing. In no case shall SePRO Corporation be liable for consequential or incidental damages or losses.

The terms of the *Warranty Disclaimer*, *Inherent Risks of Use* and this *Limitation of Remedies* cannot be varied by any written or verbal statements or agreements. No employee or sales agent of SePRO Corporation or the seller is authorized to vary or exceed the terms of the *Warranty Disclaimer* or this *Limitation of Remedies* in any manner.

©Copyright ____ SePRO Corporation
SeClear is a registered trademark of SePRO Corporation

[Version A: Commercial uses - Base label for all professional containers]



SeClear Algaecide®

Active Ingredient:

Copper Sulfate Pentahydrate† (CAS# 7758-99-8)16.2%

Other Ingredients83.8%

TOTAL100.0%

†Metallic Copper equivalent = 4.1%

KEEP OUT OF REACH OF CHILDREN

CAUTION / PRECAUCIÓN

Si usted no entiende la etiqueta, busque a alguien para que se la explique a usted en detalle.
(If you do not understand the label, find someone to explain it to you in detail.)

PRECAUTIONARY STATEMENTS

Hazards to Humans and Domestic Animals

CAUTION. Harmful if swallowed. Causes moderate eye irritation. Avoid contact with skin, eyes or clothing. Wash thoroughly with soap and water after handling and before eating, drinking, chewing gum, using tobacco or using the toilet. Remove and wash contaminated clothing before reuse.

FIRST AID	
If swallowed	<ul style="list-style-type: none"> • Call a poison control center or doctor immediately for treatment advice. • Have person sip a glass of water if able to swallow. • Do not induce vomiting unless told to do so by a poison control center or doctor. • Do not give anything to an unconscious person.
If in eyes	<ul style="list-style-type: none"> • Hold eye open and rinse slowly and gently with water for 15 to 20 minutes. Remove contact lenses, if present, after the first 5 minutes; then continue rinsing eye. • Call a poison control center or doctor for treatment advice.
If on skin or clothing	<ul style="list-style-type: none"> • Take off contaminated clothing. • Rinse skin immediately with plenty of water for 15 to 20 minutes. • Call a poison control center or doctor for treatment advice.
If inhaled	<ul style="list-style-type: none"> • Move person to fresh air. • If person is not breathing, call 911 or an ambulance; then give artificial respiration, preferably mouth-to-mouth, if possible. • Call a poison control center or doctor for further treatment advice.
HOTLINE NUMBER	
Have the product container or label with you when calling a poison control center or doctor, or going for treatment. In case of emergency endangering health or the environment involving this product, call INFOTRAC at 1-800-535-5053 .	

DIRECTIONS FOR USE

It is a violation of Federal Law to use this product in a manner inconsistent with its labeling. This labeling must be in the possession of the user at the time of pesticide application.

STORAGE AND DISPOSAL

Do not contaminate water, food, or feed by improper storage or disposal.

Pesticide Storage: Keep from freezing. Store only in original container. Do not store near feed or foodstuffs. In case of leak or spill, use absorbent materials to contain liquids and dispose as waste.

Pesticide Disposal: Wastes resulting from use of this product may be used according to label directions or disposed of at an approved waste disposal facility.

Container Handling

Nonrefillable Container. DO NOT reuse or refill this container. Triple rinse or pressure rinse container (or equivalent) promptly after emptying; then offer for recycling, if available, or reconditioning, if appropriate, or puncture and dispose of in a sanitary landfill, or by incineration, or by other procedures approved by state and local authorities.

Refillable Container. Refill this container with pesticide only. **DO NOT** reuse this container for any other purpose. Triple rinsing the container before final disposal is the responsibility of the person disposing of the container. Cleaning before refilling is the responsibility of the refiller.

See attached booklet for complete container disposal directions including triple rinsing and pressure rinsing instructions.

Refer to inside of label booklet for additional precautionary information and Directions for Use.

Notice: Read the entire label before using. Use only according to label directions. **Before buying or using this product, read *Terms and Conditions of Use, Warranty Disclaimer, Inherent Risks of Use* and *Limitation of Remedies* inside label booklet. If terms are unacceptable, return at once, unopened.**

This product has been tested and certified by WQA according to NSF/ANSI 60 standards based upon its composition. This seal does not imply enhanced safety or efficacy.



EPA Reg. No. 67690-55
FPL20150205

EPA Est. No. _____
[SPC-]_____

SePRO Corporation 11550 North Meridian Street, Suite 600, Carmel, IN 46032, U.S.A.

Net contents _____
Refillable/Nonrefillable container _____

[Version B: Residential uses - Front panel, residential containers]



SeClear Algaecide®

READY-TO-USE

FOR USE IN STILL OR FLOWING AQUATIC SITES INCLUDING: PONDS, LAKES, AND RESERVOIRS, INCLUDING POTABLE WATER SOURCES.

INTENDED FOR RESIDENTIAL USE ONLY

Active Ingredient:

Copper Sulfate Pentahydrate† (CAS# 7758-99-8) 16.2%

Other Ingredients 83.8%

TOTAL 100.0%

†Metallic Copper equivalent = 4.1%

KEEP OUT OF REACH OF CHILDREN CAUTION

Refer to the inside of the label booklet for additional precautionary information and directions for use including First Aid and Storage and Disposal.

This product has been tested and certified by WQA according to NSF/ANSI 60 standards based upon its composition. This seal does not imply enhanced safety or efficacy.



Kills blue-green algae!
Improves water clarity. Reduces phosphorus levels.

EPA Reg. No. 67690-55
[SPC-]_____

EPA Est. No. _____

SePRO Corporation 11550 North Meridian Street, Suite 600, Carmel, IN 46032, U.S.A.

Net contents _____
Refillable/Nonrefillable container _____

SeClear is a registered trademark of SePRO Corporation

[Version B: Residential uses - Label booklet cover, residential containers]



SeClear Algaecide®

READY-TO-USE

PRODUCT FACTS		
<p>Algae Control This product rapidly disrupts numerous algae cell processes and immediately shuts down growth resulting in algae mortality. Treated algae typically begin to show discoloration within a day and will degrade through time.</p>		
<p>Water Quality Enhancement This product can improve water quality by 1) decreasing phosphorus concentrations from the water column through binding and precipitation of dissolved phosphorus; and 2) aiding in the binding and precipitation of suspended solids, thereby reducing turbidity and unwanted coloration.</p>		
Algae types controlled		
	Description	Appearance
Planktonic	Algae suspended throughout the water. Water appears to have an unusual coloration (green, blue, brown, red)	
Filamentous	Large mats of algae that are often present on the edge and surface, but can also cover the bottom of a pond.	
Plant-like	Erect algae attached to the bottom, growing up through the water column.	
<p>Where to apply Apply this product in first 10-15 feet from shoreline.</p>		
<p>Questions, Comments or Information {graphic of phone} Call 1-866-869-8521</p>		

Open booklet for details. Made in U.S.A.

EPA Reg. No. 67690-55
 FPL20150205

EPA Est. No. _____
 [SPC-]_____

SePRO Corporation 11550 North Meridian Street, Suite 600, Carmel, IN 46032, U.S.A.

[Version B: Residential uses - Label booklet text, residential containers]

PRECAUTIONARY STATEMENTS

Hazards to Humans and Domestic Animals

CAUTION. Harmful if swallowed. Causes moderate eye irritation. Avoid contact with skin, eyes or clothing. Wash thoroughly with soap and water after handling and before eating, drinking, chewing gum, using tobacco or using the toilet. Remove and wash contaminated clothing before reuse.

KEEP OUT OF REACH OF CHILDREN

CAUTION / PRECAUCIÓN

For applications in waters destined for use as drinking water, those waters must receive additional and separate potable water treatment. Do not apply more than 1.0 ppm as metallic copper in these waters during any single treatment (equivalent to the amount of metallic copper added by adding 6.5 Gallons of this product to 10,890 sq. ft with an average depth of 4 ft).

FIRST AID	
If swallowed	<ul style="list-style-type: none"> • Call a poison control center or doctor immediately for treatment advice. • Have person sip a glass of water if able to swallow. • Do not induce vomiting unless told to do so by a poison control center or doctor. • Do not give anything to an unconscious person.
If in eyes	<ul style="list-style-type: none"> • Hold eye open and rinse slowly and gently with water for 15 to 20 minutes. Remove contact lenses, if present, after the first 5 minutes; then continue rinsing eye. • Call a poison control center or doctor for treatment advice.
If on skin or clothing	<ul style="list-style-type: none"> • Take off contaminated clothing. • Rinse skin immediately with plenty of water for 15 to 20 minutes. • Call a poison control center or doctor for treatment advice.
If inhaled	<ul style="list-style-type: none"> • Move person to fresh air. • If person is not breathing, call 911 or an ambulance; then give artificial respiration, preferably mouth-to-mouth, if possible. • Call a poison control center or doctor for further treatment advice.
HOTLINE NUMBER	
Have the product container or label with you when calling a poison control center or doctor, or going for treatment. In case of emergency endangering health or the environment involving this product, call INFOTRAC at 1-800-535-5053 .	

ENVIRONMENTAL HAZARDS

This pesticide is toxic to fish and aquatic invertebrates. Waters treated with this product may be hazardous to aquatic organisms. Treatment of aquatic weeds and algae can result in oxygen loss from decomposition of dead algae and weeds. This oxygen loss can cause fish and invertebrate suffocation. To minimize this hazard, do not treat more than ½ of the water body to avoid depletion of oxygen due to decaying vegetation. Wait a minimum of 14 days between treatments. Begin treatment along the shore and proceed outwards in bands to allow fish to move into untreated areas. Consult with the State or local agency with primary

responsibility for regulating pesticides before applying to public waters, to determine if a permit is required.

Certain water conditions including low pH (≤ 6.5), low dissolved organic carbon (DOC) levels (3.0 mg/L or lower), and “soft” waters (i.e., alkalinity less than 50 mg/L), increases the potential acute toxicity to non-target aquatic organisms. Do not use in waters containing trout or other fish species that are highly sensitive to copper if the carbonate hardness is less than 50 ppm. Fish toxicity generally decreases when the hardness of water increases. Do not use this product in ornamental ponds containing Koi.

DIRECTIONS FOR USE

It is a violation of Federal Law to use this product in a manner inconsistent with its labeling. Read all Directions for Use carefully before applying.

PRODUCT INFORMATION

Algae Control

This product rapidly disrupts numerous algae cell processes and immediately shuts down growth resulting in algae mortality. Treated algae typically begin to show discoloration within a day and will degrade through time.

Water Quality Enhancement

This product can improve water quality by:

1. decreasing phosphorus concentrations from the water column through binding and precipitation of dissolved phosphorus; and
2. aiding in the binding and precipitation of suspended solids, thereby reducing turbidity and unwanted coloration.




APPLICATION INFORMATION

IMPORTANT APPLICATION INFORMATION AND PRECAUTIONS

- This product may be applied to natural or man-made water bodies.
- **DO NOT** allow people or pets to enter the treatment area while this product is being applied.
- Ensure spray does not drift onto non-target areas.
- **DO NOT** apply this product in any manner not specifically described in this label. Observe all cautions and limitations on this label and on the labels of products used in combination with this product. Keep containers closed to avoid spills and contamination.
- **DO NOT** exceed a concentration of 5 gallons per acre-foot during any single application; wait a minimum of 14 days between treatments.
- **Avoiding Injurious Spray Drift:** Applications must be made only when there is little or no hazard for spray drift. Very small quantities of spray, which may not be visible, may seriously injure susceptible plants. Do not spray when wind is blowing toward desirable susceptible crops or ornamental plants near enough to be injured. Avoiding spray drift at the application site is the responsibility of the applicator.
- **Obtain Required Permits:** Consult with appropriate state or local pesticide and/or water authorities before applying this product in or around public waters. Permits and posting or treatment notification may be required by State, Tribal, or local public agencies.
- Best results are typically achieved by starting applications prior to having excessive algae densities.

- Apply mid-morning, on a sunny, calm day.
- Apply undiluted product by surface spray application to the infested sites.
- If planktonic algae is the target, evenly distribute the product spray stream around the entire pond, spraying the stream 10-15 feet out from the shore.
- If filamentous algae mats or plant like algae are the target, make sure to spray a coarse stream of this product directly onto the mats or into the water over the targeted algae. Be sure to spray this product to cover the entire surface of the algae mats. (When greater coverage is required for optimal efficacy, this product may be diluted up to a 50% product / 50% Water solution to have enough spray solution to completely cover all of the algae mats)
- Do not treat more than ½ of the surface area of the pond at any one time. (See **Environmental Hazards**)
- Begin by treating from the shoreline, outward toward the middle of water body, to allow fish to escape to refuge in the center of the water body.

WHAT TYPE OF ALGAE DO I HAVE?

TABLE 1. Description of most common algae types in ponds.		
	Description	Appearance
Planktonic	Algae suspended throughout the water. Water appears to have an unusual coloration (green, blue, brown, red)	
Filamentous	Large mats of algae that are often present on the edge and surface, but can also cover the bottom of a pond.	
Plant-like	Erect algae attached to the bottom, growing up through the water column.	

WHEN, HOW, AND HOW MUCH SeClear Algaecide DO I APPLY?

- Follow a proactive **Prevention Program** (See Table 2) to prevent problematic algae infestations from occurring and improve overall water quality in your pond. With a SeClear Algae Prevention Program, you can keep your pond looking good by preventing an algae bloom before it starts, and improve water quality/clarity by tying up phosphorus and removing suspended particulates that are in the pond. By starting this program in early spring, you may be able to stop nuisance algae or poor water quality from even occurring.
- Follow a specific **Algae Treatment Program** (See Table 3) to quickly control nuisance algae in your pond. Multiple applications may be needed to get your pond looking clean if: 1) you have fast growing algae and/or 2) your algae infestation is very thick.

TABLE 2. Prevention Program		
Application Timing (before algae appears)	Gallons of SeClear Algaecide per acre foot	Application Method

Day 1: Initial Application	1 - 2 gallons	<ul style="list-style-type: none"> - Set spray nozzle to coarse spray - Pump up sprayer to high pressure - Direct product stream into pond, not exceeding 10-15 feet from shoreline - Spray evenly around pond edge
Day 30: 2 nd Application	1 - 2 gallons	
Day 60: 3 rd Application	1 - 2 gallons	
Continue applications on this schedule to maintain an algae free pond with remarkable clarity. If you start to see algae, switch to the Algae Treatment Program. (Below)		

TABLE 3. Algae Treatment Program

Application Timing (an algae infestation has already appeared)	Gallons of SeClear Algaecide per acre foot	Application Method
Day 1: Initial Application	3 - 5 gallons	<ul style="list-style-type: none"> - Set spray nozzle to coarse spray - Pump up sprayer to high pressure <p><u>For Planktonic algae</u> Direct product stream into pond, not exceeding 10-15 feet from shoreline; Spray evenly around pond edge</p>
Day 14: 2 nd Application	2 - 4 gallons	
Day 28: 3 rd Application	2 - 4 gallons	<p><u>For Filamentous or plant-like algae</u> Direct the spray stream onto the algae mats/beds, ensure to completely cover the beds with the product spray solution, and apply evenly around the pond edge</p>
Day 60: 4 th Application	1 - 2 gallons	
<ul style="list-style-type: none"> - Use the lower spray volumes for controlling planktonic algae - Use the higher spray volumes for controlling filamentous and plant-like algae - No need for product dilution when applying to control planktonic blooms 		

- To entirely cover high levels of filamentous algae mats, this product may be diluted by as much as 50/50 with water to ensure enough spray volume to entirely cover all visible algae mats/beds
- After the 3rd application, resume the Prevention Program

It is recommended to call SePRO Corporation TOLL FREE at 1-866-869-8521 and have a SePRO Pond Advisor accurately measure the size of your pond for you, or to discuss your personal strategy to keep your pond clear of unwanted algae.

IF ANY OF THE CONTENT OF THIS LABEL IS NOT UNDERSTOOD, OR YOU NEED FURTHER ASSISTANCE, CONTACT A SEPRO AQUATIC SPECIALIST, OR CALL 1-866-869-8521 WITH QUESTIONS SPECIFIC TO YOUR APPLICATION.

STORAGE AND DISPOSAL

Pesticide Storage: Keep from freezing. Store in original container only. Do not store near feed or foodstuffs. In case of leak or spill, use absorbent materials to contain liquids and dispose as waste.

Container Handling

Non-refillable Container. DO NOT reuse or refill this container.

If empty: Place in trash or offer for recycling if available. **If partly filled:** Call your local solid waste agency for disposal instructions. Never place unused product down any indoor or outdoor drain.

TERMS AND CONDITIONS OF USE

If terms of the following *Warranty Disclaimer*, *Inherent Risks of Use* and *Limitation of Remedies* are not acceptable, return unopened package at once to the seller for a full refund of purchase price paid. Otherwise, to the extent consistent with applicable law, use by the buyer or any other user constitutes acceptance of the terms under *Warranty Disclaimer*, *Inherent Risks of Use*, and *Limitation of Remedies*.

WARRANTY DISCLAIMER

SePRO Corporation warrants that the product conforms to the chemical description on the label and is reasonably fit for the purposes stated on the label when used in strict accordance with the directions, subject to the inherent risks set forth below. TO THE EXTENT CONSISTENT WITH APPLICABLE LAW, SEPRO CORPORATION MAKES NO OTHER EXPRESS OR IMPLIED WARRANTY OF MERCHANTABILITY OR FITNESS FOR A PARTICULAR PURPOSE OR ANY OTHER EXPRESS OR IMPLIED WARRANTY.

INHERENT RISKS OF USE

It is impossible to eliminate all risks associated with use of this product. Plant injury, lack of performance, or other unintended consequences may result because of such factors as use of the product contrary to label instructions (including conditions noted on the label such as unfavorable temperatures, soil conditions, etc.), abnormal conditions (such as excessive rainfall, drought, tornadoes, hurricanes), presence of other materials, the manner of application, or other factors, all of which are beyond the control of SePRO Corporation or the seller. To the extent consistent with applicable law, all such risks shall be assumed by buyer.

LIMITATION OF REMEDIES

To the extent consistent with applicable law, the exclusive remedy for losses or damages resulting from this product (including claims based on contract, negligence, strict liability, or other legal theories) shall be limited to, at SePRO Corporation's election, one of the following:

- (1) Refund of purchase price paid by buyer or user for product bought, or
- (2) Replacement of amount of product used.

To the extent consistent with applicable law, SePRO Corporation shall not be liable for losses or damages resulting from handling or use of this product unless SePRO Corporation is promptly notified of such losses or damages in writing. In no case shall SePRO Corporation be liable for consequential or incidental damages or losses.

The terms of the *Warranty Disclaimer*, *Inherent Risks of Use* and this *Limitation of Remedies* cannot be varied by any written or verbal statements or agreements. No employee or sales agent of SePRO Corporation or the seller is authorized to vary or exceed the terms of the *Warranty Disclaimer* or this *Limitation of Remedies* in any manner.

Questions, Comments or Information

{graphic of phone} **Call 1-866-869-8521**

©Copyright ____ SePRO Corporation
SeClear is a registered trademark of SePRO Corporation

[Version B: Residential uses - Base label for residential containers]



SeClear Algaecide[®]

READY-TO-USE

Active Ingredient:

Copper Sulfate Pentahydrate[†] (CAS# 7758-99-8) 16.2%

Other Ingredients 83.8%

TOTAL 100.0%

[†]Metallic Copper equivalent = 4.1%

KEEP OUT OF REACH OF CHILDREN CAUTION

PRECAUTIONARY STATEMENTS

Hazards to Humans and Domestic Animals

CAUTION. Harmful if swallowed. Causes moderate eye irritation. Avoid contact with skin, eyes or clothing. Wash thoroughly with soap and water after handling and before eating, drinking, chewing gum, using tobacco or using the toilet. Remove and wash contaminated clothing before reuse.

FIRST AID	
If swallowed	<ul style="list-style-type: none"> • Call a poison control center or doctor immediately for treatment advice. • Have person sip a glass of water if able to swallow. • Do not induce vomiting unless told to do so by a poison control center or doctor. • Do not give anything to an unconscious person.
If in eyes	<ul style="list-style-type: none"> • Hold eye open and rinse slowly and gently with water for 15 to 20 minutes. Remove contact lenses, if present, after the first 5 minutes; then continue rinsing eye. • Call a poison control center or doctor for treatment advice.
If on skin or clothing	<ul style="list-style-type: none"> • Take off contaminated clothing. • Rinse skin immediately with plenty of water for 15 to 20 minutes. • Call a poison control center or doctor for treatment advice.
If inhaled	<ul style="list-style-type: none"> • Move person to fresh air. • If person is not breathing, call 911 or an ambulance; then give artificial respiration, preferably mouth-to-mouth, if possible. • Call a poison control center or doctor for further treatment advice.
HOTLINE NUMBER	
Have the product container or label with you when calling a poison control center or doctor, or going for treatment. In case of emergency endangering health or the environment involving this product, call INFOTRAC at 1-800-535-5053 .	

DIRECTIONS FOR USE

It is a violation of Federal Law to use this product in a manner inconsistent with its labeling. This labeling must be in the possession of the user at the time of pesticide application.

STORAGE AND DISPOSAL

Pesticide Storage: Keep from freezing. Store in original container only. Do not store near feed or foodstuffs. In case of leak or spill, use absorbent materials to contain liquids and dispose as waste.

Container Handling

Non-refillable Container. DO NOT reuse or refill this container.

If empty: Place in trash or offer for recycling if available. **If partly filled:** Call your local solid waste agency for disposal instructions. Never place unused product down any indoor or outdoor drain.

Refer to inside of label booklet for additional precautionary information and Directions for Use.

Notice: Read the entire label before using. Use only according to label directions. **Before buying or using this product, read *Terms and Conditions of Use, Warranty Disclaimer, Inherent Risks of Use and Limitation of Remedies* inside label booklet. If terms are unacceptable, return at once unopened.**

This product has been tested and certified by WQA according to NSF/ANSI 60 standards based upon its composition. This seal does not imply enhanced safety or efficacy.



EPA Reg. No. 67690-55
FPL20150205

EPA Est. No. _____
[SPC-]_____

SePRO Corporation 11550 North Meridian Street, Suite 600, Carmel, IN 46032, U.S.A.

Net contents _____
Refillable/Non-refillable container _____

SeClear is a registered trademark of SePRO Corporation

[Version C: Retail Residential uses - Front panel, retail residential containers]



SeClear Algaecide[®]

Contains SeClear Algaecide and Water Quality Enhancer[®]

Active Ingredient:

Copper Sulfate Pentahydrate[†] (CAS# 7758-99-8) 16.2%

Other Ingredients 83.8%

TOTAL 100.0%

[†]Metallic Copper equivalent = 4.1%

This product contains 0.417 lbs. metallic copper per gallon

KEEP OUT OF REACH OF CHILDREN CAUTION

See back panel booklet for additional precautionary statements.

Controls a broad range of algae

- Improves water clarity with every application
- Reduces phosphorus levels
- Kills blue-green algae



Net contents : 1 Gallon (Non-refillable)

SePRO Total Pond - Clear and SeClear are registered trademarks of SePRO Corporation

[Version C: Retail Residential uses - Label booklet cover, retail residential containers]



SeClear Algaecide®

Contains SeClear Algaecide and Water Quality Enhancer®



SeClear Algaecide is effective in controlling a broad range of nuisance algae, including green and blue-green (cyanobacteria) planktonic and filamentous algae as well as plant-like macroalgae.

For use in Ponds, Lakes, Rivers, Streams, Reservoirs, Irrigation and Drainage Canals, and Man-Made Outdoor Water Features such as water gardens, ornamental ponds, and fountains.

Refer to the inside of this label booklet for additional precautionary information, First Aid and Directions for Use including Storage and Disposal.

Quick facts:

Provides effective control of a broad-range of algae species while reducing in-water phosphorus levels with each application.

- Reduces toxic algae blooms
- Kills algae on contact
- Improves water quality
- Reduces phosphorus levels

When and where to use:

Use in any season on

- Algae mats
- Free floating algae/scum
- Bottom-forming algae

How to use:

This product mixes readily with water. Add 1 gallon of product to 1 gallon of water in a sprayer. Spray solution directly on or above nuisance algae.

- Treats up to 7,260 square feet, 4 feet deep.

©Copyright _____ SePRO Corporation.
Manufactured by SePRO Corporation
11550 North Meridian Street, Suite 600
Carmel, IN 46032

Customer service: 1-866-869-8521

This product has been tested and certified by WQA according to NSF/ANSI 60 standards based upon its composition. This seal does not imply enhanced safety or efficacy.

EPA Reg. No. 67690-55
FPL20150205
EPA Est. No. _____
[SPC-]_____

Formulated and Packaged in U.S.A.

SePRO Total Pond - Clear and SeClear Algaecide and Water Enhancer are registered trademarks of SePRO Corporation
Printed in the U.S.A.



Quality

[Version C: Retail Residential uses - Label booklet text, Retail residential containers]

STOP! Please read entire label before use.

DIRECTIONS FOR USE

It is a violation of Federal Law to use this product in a manner inconsistent with its labeling.

WHEN TO APPLY

This product can be used year-round to control all types of nuisance algae, including toxin-producing blue-green algae (cyanobacteria).



HOW TO USE

Pump Style Tank Sprayer

- Mix 1 gallon of this product with 1 gallon of water in a sprayer.
- Close sprayer, shake/swirl well to thoroughly mix.
- If possible, adjust sprayer nozzle tip to apply a coarse spray.
- Apply solution directly to free-floating or surface mat-forming algae growth, (see Table 1 for algae types).
– or –
- If possible, place sprayer nozzle tip under the surface of the water and apply solution directly above bottom mat-forming or plant-like algae. Otherwise, apply the solution to the surface of the water directly above areas of bottom mat-forming or plant-like algae.

WHAT TYPE OF ALGAE DO I HAVE?

Table 1. Description of most common algae types in ponds	
<p>Free-floating (planktonic) Algae suspended throughout the water. Water appears to have an unusual coloration (green, blue, brown, red)</p>	
<p>Mat-forming (filamentous) Large mats of algae that are often present on the edge and surface, but can also cover the bottom of a pond.</p>	
<p>Plant-like (macroalgae) Erect algae attached to the bottom, growing up through the water column.</p>	

HOW OFTEN TO USE

Algae Treatment Program (See Table 2.)

Use this product to quickly gain control of nuisance algae. Multiple applications may be necessary to obtain desired results, particularly if you have fast-growing algae and/or your algae growth is very dense.

Prevention Program (See Table 3.)

This product may be used to prevent problematic algae blooms from occurring, and with routine use, can improve overall water quality by binding phosphorus and removing suspended particulates. Starting this program in early spring should minimize nuisance algae and improve overall water quality.

HOW OFTEN AND HOW MUCH?

Table 2. Algae Treatment Program –		
Application Timing (after an algae infestation is apparent)	Gallons of this product per ¼ acre (4 feet deep)	Application Guide
Day 1: Initial Application	4 gallons	Mix 1 gallon of this product with 1 gallon of water to control all types of algae Do Not apply to more than 1/3 of your waterbody total surface area during any one application.
Day 14: 2 nd Application	3 gallons	
Day 28: 3 rd Application	3 gallons	

For optimal results, after the 3rd application, switch to the Algae Prevention Program for the remainder of the algae growing season (see Table 3).

Table 3. Algae Prevention Program –		
Application Timing (early, before algae infestation is apparent)	Gallons of this product per ¼ acre (4 feet deep)	Application Guide
Day 1: Initial Application	1 ½ gallons	Mix 1 gallon of this product with 1 gallon of water to prevent all types of nuisance algae Do Not apply to more than 1/3 of your waterbody total surface area during any one application.
Day 30: 2 nd Application	1 ½ gallons	
Day 60: 3 rd Application	1 ½ gallons	

If algae begins to form, switch to the Algae Treatment Program (see Table 2).

Tips for Best Results

- Start applications early in the season, before algae are rapidly growing.
- Apply on a sunny, calm day, preferably while algae are actively growing.
- Maintain an even and consistent spray pattern; ensure good coverage of target algae.

- Begin by treating from the shoreline, outward toward the middle of water body, this will allow fish to move to areas away from the treatment.
- Do Not apply this product to more than $\frac{1}{3}$ of the total waterbody surface area at any one time.
- Wait a minimum of two weeks between treatments. (see Environmental Hazards for more information).

INFORMATION ABOUT ALGAE AND WATER QUALITY

WHAT ARE ALGAE?

Algae are a very large and diverse group of organisms. Algae can be found in both marine and freshwater environments and range from microscopic single cells to multi-celled giants like kelp, reaching up to 165 ft. in length. There is really no single characteristic that defines an algae. Some obtain their energy from photosynthesis like most higher plants, others can form symbiotic or parasitic relationships and derive most or all their energy from a partnership or host. Along with widely varying forms, algae can come in many different colors. Green is probably the color most commonly associated with freshwater algae, but blue-green, blue, red, brown, pink, or black can also be found.

Most algae growing in freshwater ponds can be characterized into three main groups: free-floating or planktonic, mat-forming or filamentous, and plant-like or macrophytic algae. Not all algae are bad for your pond. Some are beneficial and some are detrimental. Knowing which type of algae you have can go a long way toward finding the right solution for your situation.

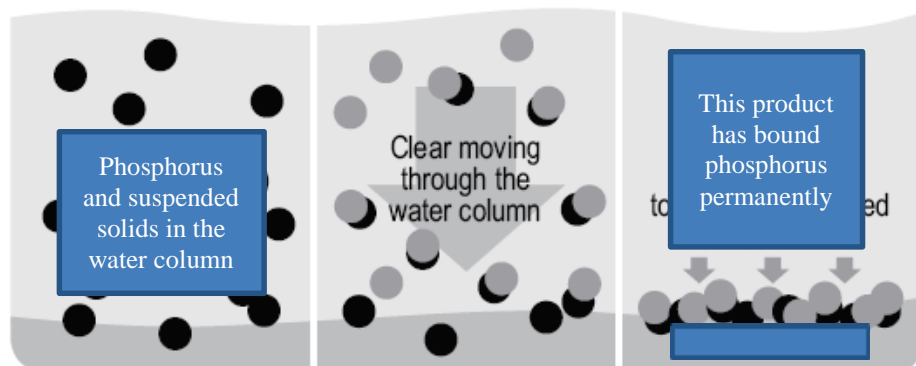
HOW THIS PRODUCT WORKS

Algae Control

This product rapidly disrupts numerous algae cell processes and immediately shuts down growth resulting in algae death. Algae treated with this product typically begin to show discoloration within a day and will continue to degrade over 3 - 7 days.

Water Quality Enhancement

This product's patent-pending technology can improve water quality by decreasing phosphorus concentration in the water column through binding and precipitation of dissolved phosphorus. This process also aids in the binding and precipitation of suspended solids, thereby reducing turbidity and unwanted discoloration. Regular use of this product which removes excess phosphorus can enhance the overall quality and clarity of water.



IMPORTANT APPLICATION INFORMATION AND PRECAUTIONS

- **DO NOT** allow people or pets to enter the treatment area while this product is being applied.
- **DO NOT** exceed a concentration of 4 gallons per acre-foot during any single application; wait a minimum of 14 days between treatments.
- **Avoiding Injurious Spray Drift:** Ensure spray does not drift onto non-target areas. Applications must be made only when there is little or no hazard for spray drift. Very small quantities of spray, which may not be visible, may seriously injure susceptible plants. Do not spray when wind is blowing toward desirable susceptible crops or ornamental plants near enough to be injured.

- **Obtain Required Permits:** Consult with appropriate state or local pesticide and/or water authorities before applying this product in or around public waters. Permits and posting or treatment notification may be required by State, Tribal, or local public agencies.

PRECAUTIONARY STATEMENTS

Hazards to Humans and Domestic Animals

CAUTION. Harmful if swallowed. Causes moderate eye irritation. Avoid contact with skin, eyes or clothing. Wash thoroughly with soap and water after handling and before eating, drinking, chewing gum, using tobacco or using the toilet. Remove and wash contaminated clothing before reuse.

KEEP OUT OF REACH OF CHILDREN

CAUTION

For applications in waters destined for use as drinking water, those waters must receive additional and separate potable water treatment. Do not apply more than 4 Gallons of Total Pond - Clear to ¼ acre with an average depth of 4 ft (one acre-foot).

FIRST AID	
If swallowed	<ul style="list-style-type: none"> • Call a poison control center or doctor immediately for treatment advice. • Have person sip a glass of water if able to swallow. • Do not induce vomiting unless told to do so by a poison control center or doctor. • Do not give anything to an unconscious person.
If in eyes	<ul style="list-style-type: none"> • Hold eye open and rinse slowly and gently with water for 15 to 20 minutes. Remove contact lenses, if present, after the first 5 minutes; then continue rinsing eye. • Call a poison control center or doctor for treatment advice.
If on skin or clothing	<ul style="list-style-type: none"> • Take off contaminated clothing. • Rinse skin immediately with plenty of water for 15 to 20 minutes. • Call a poison control center or doctor for treatment advice.
If inhaled	<ul style="list-style-type: none"> • Move person to fresh air. • If person is not breathing, call 911 or an ambulance; then give artificial respiration, preferably mouth-to-mouth, if possible. • Call a poison control center or doctor for further treatment advice.
HOTLINE NUMBER	
Have the product container or label with you when calling a poison control center or doctor, or going for treatment. In case of emergency endangering health or the environment involving this product, call INFOTRAC at 1-800-535-5053 .	

ENVIRONMENTAL HAZARDS

This pesticide is toxic to fish and aquatic invertebrates. Waters treated with this product may be hazardous to aquatic organisms. Treatment of aquatic weeds and algae can result in oxygen loss from decomposition of dead algae and weeds. This oxygen loss can cause fish and invertebrate suffocation. To minimize this hazard, do not treat more than 1/3 of the water body to avoid depletion of oxygen due to decaying vegetation. Wait a minimum of 14 days between treatments. Begin treatment along the shore and proceed outwards in bands to allow fish to move into untreated areas. Consult with the State or local agency with primary responsibility for regulating pesticides before applying to public waters, to determine if a permit is required.

Certain water conditions including low pH (≤ 6.5), low dissolved organic carbon (DOC) levels (3.0 mg/L or lower), and “soft” waters (i.e., alkalinity less than 50 mg/L), increases the potential acute toxicity to non-target aquatic organisms. Do not use in waters containing trout or other fish species that are highly sensitive to copper if the carbonate hardness is less than 50 ppm. Fish toxicity generally decreases when the hardness of water increases. Do not use this product in ornamental ponds containing Koi.

STORAGE AND DISPOSAL

Pesticide Storage: Keep from freezing. Store in original container only. Do not store near feed or foodstuffs. In case of leak or spill, use absorbent materials to contain liquids and dispose as waste.

Container Handling

Non-refillable Container. DO NOT reuse or refill this container.

If empty: Place in trash or offer for recycling if available. **If partly filled:** Call your local solid waste agency for disposal instructions. Never place unused product down any indoor or outdoor drain.

Notice: Research and testing have determined that the “directions for use” are appropriate for the proper use of this product under expected conditions. To the extent consistent with applicable law, the buyer assumes responsibility for lack of performance or safety if not used according to the directions. To the extent consistent with applicable law, Manufacturer makes no other express or implied warranty of fitness or merchantability nor any other express or implied warranty. In no case shall Manufacturer be liable for consequential, special or indirect damages resulting from the use, handling or application of this product.



Need help? A SePRO Pond Advisor can remotely and accurately measure the size of your pond and discuss a personalized strategy to keep your pond clear of unwanted algae. Call us TOLL FREE at 1-844-766-2727 or email service@seprototal.com

EPA Reg. No. 67690-55

EPA Est. No. _____

SePRO Total Pond - Clear Algaecide & Water Quality Enhancer is a trademark of SePRO Corporation.

Copyright ©_____ SePRO Corporation.

SePRO Corporation 11550 North Meridian Street, Suite 600, Carmel, IN 46032

[Version C: Retail Residential uses - Base label for retail residential containers]



SeClear Algaecide[®]

Contains SeClear Algaecide and Water Quality Enhancer[®]

Active Ingredient:

Copper Sulfate Pentahydrate[†] (CAS# 7758-99-8) 16.2%

Other Ingredients 83.8%

TOTAL 100.0%

[†]Metallic Copper equivalent = 4.1%

KEEP OUT OF REACH OF CHILDREN CAUTION

Precautionary Statements

Hazards to Humans and Domestic Animals

CAUTION. Harmful if swallowed. Causes moderate eye irritation. Avoid contact with skin, eyes or clothing. Wash thoroughly with soap and water after handling and before eating, drinking, chewing gum, using tobacco or using the toilet. Remove and wash contaminated clothing before reuse.

FIRST AID	
If swallowed	<ul style="list-style-type: none"> • Call a poison control center or doctor immediately for treatment advice. • Have person sip a glass of water if able to swallow. • Do not induce vomiting unless told to do so by a poison control center or doctor. • Do not give anything to an unconscious person.
If in eyes	<ul style="list-style-type: none"> • Hold eye open and rinse slowly and gently with water for 15 to 20 minutes. Remove contact lenses, if present, after the first 5 minutes; then continue rinsing eye. • Call a poison control center or doctor for treatment advice.
If on skin or clothing	<ul style="list-style-type: none"> • Take off contaminated clothing. • Rinse skin immediately with plenty of water for 15 to 20 minutes. • Call a poison control center or doctor for treatment advice.
If inhaled	<ul style="list-style-type: none"> • Move person to fresh air. • If person is not breathing, call 911 or an ambulance; then give artificial respiration, preferably mouth-to-mouth, if possible. • Call a poison control center or doctor for further treatment advice.
HOTLINE NUMBER	
Have the product container or label with you when calling a poison control center or doctor, or going for treatment. In case of emergency endangering health or the environment involving this product, call INFOTRAC at 1-800-535-5053 .	

STORAGE AND DISPOSAL

Pesticide Storage: Keep from freezing. Store in original container only. Do not store near feed or foodstuffs. In case of leak or spill, use absorbent materials to contain liquids and dispose as waste.

Container Handling

Non-refillable Container. DO NOT reuse or refill this container.

If empty: Place in trash or offer for recycling if available. **If partly filled:** Call your local solid waste agency for disposal instructions. Never place unused product down any indoor or outdoor drain.

Refer to inside of label booklet for additional precautionary information and Directions for Use.

SePRO Total Pond - Clear and SeClear Algaecide and Water Quality Enhancer are registered trademarks of SePRO Corporation

Copyright ©_____ SePRO Corporation.
SePRO Corporation 11550 North Meridian Street,
Suite 600, Carmel, IN 46032

This product has been tested and certified by WQA according to NSF/ANSI 60 standards based upon its composition. This seal does not imply enhanced safety or efficacy.

EPA Reg. No. 67690-55
FPL20150205
[SPC-]_____

Net contents: 1 Gallon (Non-refillable)

