

67690-51

03-26-2012

## PLEASE NOTE

This image contains more than one label approved for this product on this date.

67690-51

03-26-2012

1  
22



UNITED STATES ENVIRONMENTAL PROTECTION AGENCY  
WASHINGTON, D.C. 20460

OFFICE OF CHEMICAL SAFETY  
AND POLLUTION PREVENTION

## NOTIFICATION

MAR 26 2012

Mr. Laurent C. Mezin  
Sepro Corporation  
11550 N. Meridian Street, Suite 600  
Carmel, IN 46032

Subject: Notification for Alternate Brand Name and other changes per PRN 98-10  
Submission date: 3/14/12  
Product Name: SP 5100 Turf Growth Regulator  
EPA Reg. No. 67690-51  
Decision Number 462599

Dear Registrant:

The Agency is in receipt of your Application for Pesticide Notification under Pesticide Registration Notice (PRN) 98-10. The Registration Division (RD) has conducted a review of this request for applicability under PRN 98-10 and finds that the action(s) requested falls within the scope of PRN-98-10.

The Alternate Brand Name **Cutless FSP** dated 3/14/2012 is "acceptable" and will be placed in the regulatory file.

If you have questions concerning this letter, please call Banza Djapao at 703-305-7269 or you may call me at 703-308-3194.

Sincerely,

*Lisa Jones acting for*

Shaja B. Joyner  
Product Manager 20  
Fungicide Branch  
Registration Division (7504P)

2  
12

Print Form

Please read instructions on reverse before completing form.

Form Approved, OMB No. 2070-0080



United States  
Environmental Protection Agency  
Washington, DC 20460

Registration  
 Amendment  
 Other

OPP Identifier Number

Application for Pesticide - Section I

1. Company/Product Number 67690-51	2. EPA Product Manager Shaja Brothers-Joyner	3. Proposed Classification <input checked="" type="checkbox"/> None <input type="checkbox"/> Restricted
4. Company/Product (Name) SePRO / SP5100 Turf Growth Regulator	PM# 20	
5. Name and Address of Applicant (Include ZIP Code) SePRO Corporation 11550 N. Meridian Street, Suite 600 Carmel, IN 46032 <input type="checkbox"/> Check if this is a new address	6. Expedited Review. In accordance with FIFRA Section 3(c)(3) (b)(i), my product is similar or identical in composition and labeling to: EPA Reg. No. _____ Product Name _____	

Section - II

<input type="checkbox"/> Amendment - Explain below.	<input type="checkbox"/> Final printed labels in response to Agency letter dated _____	<b>NOTIFICATION</b> MAR 26 2012
<input type="checkbox"/> Resubmission in response to Agency letter dated _____	<input type="checkbox"/> "Me Too" Application.	
<input checked="" type="checkbox"/> Notification - Explain below.	<input type="checkbox"/> Other - Explain below.	

Explanation: Use additional page(s) if necessary. (For section I and Section II.)

Submission of a notification to add an alternate brand name.

Section - III

1. Material This Product Will Be Packaged In:				2. Type of Container	
Child-Resistant Packaging <input checked="" type="checkbox"/> Yes* <input type="checkbox"/> No	Unit Packaging <input checked="" type="checkbox"/> Yes <input type="checkbox"/> No	Water Soluble Packaging <input checked="" type="checkbox"/> Yes <input type="checkbox"/> No	<input checked="" type="checkbox"/> Metal <input type="checkbox"/> Plastic <input type="checkbox"/> Glass <input type="checkbox"/> Paper <input type="checkbox"/> Other (Specify) _____		
* Certification must be submitted		If "Yes" Unit Packaging wgt.	No. per container	If "Yes" Package wgt	No. per container
3. Location of Net Contents Information <input checked="" type="checkbox"/> Label <input type="checkbox"/> Container		4. Size(s) Retail Container 1-275 gal		5. Location of Label Directions <input checked="" type="checkbox"/> On Label <input type="checkbox"/> On Labeling accompanying product	
6. Manner in Which Label is Affixed to Product			<input type="checkbox"/> Lithograph <input type="checkbox"/> Paper glued <input type="checkbox"/> Stenciled		
<input type="checkbox"/> Other Adhesive _____					

Section - IV

1. Contact Point (Complete items directly below for identification of individual to be contacted, if necessary, to process this application.)		
Name Laurent C. Mézin	Title Mgr, Regulatory Affairs	Telephone No. (Inc'lude Area Code) 317-580-8286
Certification I certify that the statements I have made on this form and all attachments thereto are true, accurate and complete. I acknowledge that any knowingly false or misleading statement may be punishable by fine or imprisonment or both under applicable law.		6. Date Application Received (Stamped)
2.	3. Title Mgr, Regulatory Affairs	
4. Typed Name Laurent C. Mézin	5. Date Mar 14, 2012	

3/19  $\frac{3}{22}$



SePRO Corporation • 11550 North Meridian Street • Suite 600 • Carmel, Indiana 46032-4565  
Phone: (317) 580-8282 Fax: (317) 580-8290

---

14 March 2012

Shaja Brothers-Joyner  
Product Manager 20  
Document Processing Desk (NOTIF)  
Office of Pesticide Programs (7504P)  
U.S. Environmental Protection Agency  
Rooms S-4900, One Potomac Yard  
2777 South Crystal Drive  
Arlington, VA 22202-4501

## NOTIFICATION

MAR 26 2012

**RE: SP5100 Turf Growth Regulator (EPA Reg. No. 67690-51)  
Notification per PR Notice 98-10 to add an alternate brand name.  
ABN: Cutless FSP**

Dear Ms. Brothers-Joyner,

SePRO Corporation is submitting an alternate brand name for our product SP5100. The alternate brand name is 'Cutless FSP'. Note that this product already has the ABN 'Cutless MEC'.

Please find enclosed the following information to support this label amendment:

- Transmittal document (this letter);
- Application for Pesticide Registration, EPA Form 8570-1; and
- One copy each of the clean and highlighted labels bearing the alternate brand name (FPL20120314).

This notification is consistent with the provisions of the PR Notice 98-10 and EPA regulations at 40 CFR 152.46, and no other changes have been made to the labeling or the confidential statement of formula of this product. I understand that it is a violation of 18 U.S.C. Sec. 1001 to willfully make any false statement to EPA. I further understand that if this notification is not consistent with the terms of PR Notice 98-10 and 40 CFR 152.46, this product may be in violation of FIFRA and I may be subject to enforcement action and penalties under sections 12 and 14 of FIFRA.

4  
22



SePRO Corporation • 11550 North Meridian Street • Suite 600 • Carmel, Indiana 46032-4565  
Phone: (317) 580-8282 Fax: (317) 580-8290

---

If you have any questions, please do not hesitate to contact me at (317) 580-8286 or at  
LaurentM@sepro.com.

Best Regards,

A handwritten signature in black ink that reads "Laurent Mézin".

Laurent Mézin  
Regulatory Affairs Manager

Enclosures

CCCCCCCC  
C C C C  
C C C C  
C C C C  
CCCCCCCC  
C C C C  
C C C C  
C C C C  
CCCCCCCC  
C C C C  
C C C C  
C C C C  
CCCCCCCC  
C C C C  
C C C C  
C C C C

5  
12

# SP5100

Turf Growth Regulator

EPA Reg. No. 67690-51

FPL20120314 Clean


NOTIFICATION  
MAR 26 2012

**Registration Notes:** Based on EPA-stamped with FPL20120126.

This label adds the alternate brand name 'Cutless FSP'.

**Label changes:**

1. Updated FPL date
2. Includes the ABN "Cutless FSP"
3. Deleted redundant environmental statement on Base label.
4. Other, minor changes.



6  
22

[Front label, ALL containers]



**Cutless<sup>®</sup> FSP**  
Turf Growth Regulator

**NOTIFICATION**  
MAR 26 2012

**FOR GROWTH MANAGEMENT AND QUALITY IMPROVEMENT OF PERENNIAL COOL AND WARM SEASON TURFGRASSES ON GOLF COURSES.**

**FOR GROWTH MANAGEMENT AND TERMINAL GROWTH SUPPRESSION OF LANDSCAPE HEDGES, ORNAMENTAL SHRUBS, PERENNIAL GROUND COVERS AND HERBACEOUS PERENNIALS.**

**Active Ingredient:**

flurprimidol:  $\alpha$ -(1-methylethyl)- $\alpha$ -[4-(trifluoromethoxy)phenyl]-5-pyrimidinemethanol ..... 16.0%

**Other Ingredients** ..... 84.0%

**TOTAL** ..... 100.0%

Contains 1.3 pounds active ingredient per one (1) U.S. gallon.

**Keep Out of Reach of Children**

**WARNING / AVISO**

Si usted no entiende la etiqueta, busque a alguien para que se la explique a usted en detalle. (If you do not understand the label, find someone to explain it to you in detail).

<b>FIRST AID</b>	
<b>If in eyes</b>	<ul style="list-style-type: none"> <li>Hold eye open and rinse slowly and gently with water for 15 - 20 minutes. Remove contact lenses, if present, after the first 5 minutes, then continue rinsing eye.</li> <li>Call a poison control center or doctor for treatment advice.</li> </ul>
<b>If swallowed</b>	<ul style="list-style-type: none"> <li>Call a poison control center or doctor immediately for treatment advice.</li> <li>Have person sip a glass of water if able to swallow.</li> <li>Do not induce vomiting unless told to do so by a poison control center or doctor.</li> <li>Do not give anything by mouth to an unconscious person.</li> </ul>
<b>If on skin or clothing</b>	<ul style="list-style-type: none"> <li>Take off contaminated clothing.</li> <li>Rinse skin immediately with plenty of water for 15 - 20 minutes.</li> <li>Call a poison control center or doctor for treatment advice.</li> </ul>
<b>If inhaled</b>	<ul style="list-style-type: none"> <li>Move person to fresh air.</li> <li>If person is not breathing, call 911 or an ambulance, then give artificial respiration, preferably mouth-to-mouth if possible.</li> <li>Call a poison control center or doctor for further treatment advice.</li> </ul>
<p>Have the product container or label with you when calling a poison control center or doctor, or going for treatment. In case of emergency endangering health or the environment involving this product, call <b>INFOTRAC</b> at <b>1-800-535-5053</b>.</p>	

7  
12

Refer to inside of label booklet for additional precautionary information and directions for use, including storage and disposal.

**Notice:** Read the entire label before using. Use only according to label directions. **Before buying or using this product, read *Terms and Conditions of Use, Warranty Disclaimer, Inherent Risks of Use and Limitation of Remedies* inside label booklet.**

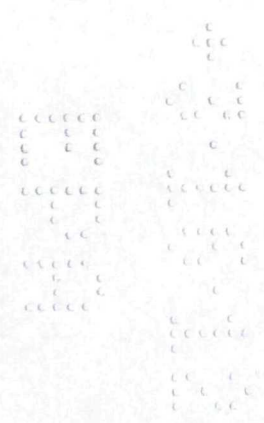
EPA Reg. No. 67690-51  
FPL20120314

EPA Est. No. \_\_\_\_\_  
SPC - \_\_\_\_\_

**SePRO Corporation** 11550 N. Meridian St., Ste. 600, Carmel, IN 46032 U.S.A.

**Turf Growth Regulator**

**Net Contents** \_\_\_\_\_





[Label booklet text]

---

**PRECAUTIONARY STATEMENTS**

---

**Hazards to Humans and Domestic Animals**

Causes substantial but temporary eye injury. Do not get in eyes or on clothing. Wear protective eyewear (goggles, face shield, or safety glasses).

**Keep Out of Reach of Children****WARNING / AVISO****PERSONAL PROTECTIVE EQUIPMENT (PPE)****Applicators and other handlers must wear:**

- Long-sleeved shirt and long pants;
- Shoes plus socks; and
- Protective eyewear.

**User Safety Requirements**

Follow manufacturer's instructions for cleaning/maintaining PPE. If no such instructions for washables exist, use detergent and hot water. Keep and wash PPE separately from other laundry. Discard clothing and other absorbent materials that have been drenched or heavily contaminated with this product's concentrate. Do not reuse them.

**USER SAFETY RECOMMENDATIONS****Users should:**

- Wash hands before eating, drinking, chewing gum, using tobacco, or using the toilet.
- Remove clothing/PPE immediately if pesticide gets inside. Then wash thoroughly and put on clean clothing.
- Remove PPE immediately after handling this product. Wash the outside of gloves before removing. As soon as possible, wash thoroughly and change into clean clothing.

**ENVIRONMENTAL HAZARDS**

Do not apply directly to water, or to areas where surface water is present or to intertidal areas below the mean high water mark. Do not contaminate water when cleaning equipment or disposing of equipment water or rinsate.

---

**DIRECTIONS FOR USE**

---

It is a violation of Federal Law to use this product in a manner inconsistent with its labeling. Read all directions for use carefully before applying this product. Use only according to label directions.

**Not for use on turf being grown for sale or other commercial use as sod, or for commercial seed production, or for research purposes.**

**Avoid Spray Drift**

Applications must be made only when there is no hazard for spray drift. Very small quantities of spray, which may not be visible, may seriously injure susceptible plants. **Do not spray when wind is greater than 10 mph.** Avoiding spray drift at the application site is the responsibility of the applicator. The interaction of many equipment and weather related factors

determine the potential for spray drift. The applicator is responsible for considering all these factors when making decisions.

### **INFORMATION FOR GROWTH REGULATION OF PERENNIAL TURFGRASSES**

Cutless FSP Turf Growth Regulator is a Type II Class B plant growth regulator (PGR) which reduces leaf blade length and stem internode elongation in turfgrasses resulting in a more compact growth form. Growth regulation results from suppression of gibberellic acid biosynthesis. Under normal growing conditions root growth and lateral expansion of turf are not affected. An appropriate fertility program for the desired turf species should be followed in conjunction with Cutless FSP applications to provide best turfgrass enhancement and reduce potential for discoloration. Broadcast treatments should be made on medium to high quality turfgrass areas of uniform species composition. Turf containing significant amounts of coarse textured species such as tall fescue, orchardgrass, timothy, dallisgrass, etc., may respond unevenly to Cutless FSP treatment.

#### **Benefits of Cutless FSP Applications to Perennial Turfgrasses may include:**

- Shoot growth suppression of warm and cool season turfgrasses resulting in decreased mowing frequency and turfgrass clippings;
- Increased turfgrass density, wear resistance, and improved color on warm and cool season turfgrass species resulting in improved turf quality;
- Suppressed growth of *Poa annua*, reducing populations and shifting competitive growth advantage towards perennial turfgrasses;
- Improved water use efficiency of warm and cool season turfgrass resulting in pre-drought stress conditioning.

**NOTICE TO USER:** The rates indicated may need to be adjusted within the approved rate ranges on this label to achieve the desired level of growth regulation on turfgrass species listed on this label. Turfgrass response to Cutless FSP may vary within turfgrass species due to the large number of cultivars and varieties available. The specified rate ranges permit the users to adjust the application rate to best address the growth conditions of the turfgrass being treated. Neither the manufacturer nor seller has determined if Cutless FSP can be used safely or effectively on turfgrass species not mentioned on this label. For turfgrass species not listed on this label the user should apply Cutless FSP to a small test area to determine growth response and desired level of growth regulation prior to large scale applications.

#### **Use Precautions for Applications to Perennial Turfgrasses**

- Do not apply to putting greens other than those where bentgrass is the desired turf species.
- Do not apply to bermudagrass putting greens, including those which are overseeded.
- Do not apply this product to sod farms, turfgrasses grown for seed, including plants or plant materials grown for sale or research purposes.
- Do not apply to shrubs, bedding plants, and/or food plants.
- Do not apply during prolonged periods of temperature (heat or cold) or moisture stress. Also avoid applications during periods of extreme disease and insect pressure.
- Applications of Cutless FSP to newly seeded turfgrasses should be delayed until turf is well established and actively growing.
- Cutless FSP must not be applied until 6 to 8 weeks after turfgrass sprigging or laying sod. Turfgrass must be well established and actively growing prior to application.
- Do not apply to saturated soils or when a significant moisture event is anticipated. Cutless FSP may accumulate in low lying areas and cause prolonged and excessive growth regulation in those areas.

- Do not apply to areas where *Poa annua* is the desired turfgrass species or areas that contain >80% *Poa annua*.
- Additional turfgrass growth regulation may occur when Cutless FSP is tank mixed or used in conjunction with demethylation inhibitor (DMI) or sterol inhibiting fungicides.
- Do not apply to turf used for livestock production.
- Do not apply more than 3.0 lbs AI/A/year or 295.4 fl. oz./A/year of Cutless FSP.
- **Chemigation:** Do not apply Cutless FSP through any type of irrigation system.

### **Application Timing**

Spring applications must be made after resumption of active seasonal growth of turfgrass. The final application of the season must be timed at least 4 weeks before the onset of inactive grass growth or winter dormancy. Applications to overseeded turfgrasses in dormant bermudagrass stands must be completed 4 weeks prior to expected bermudagrass green-up.

### **Irrigation**

Cutless FSP is primarily root absorbed. To maximize growth regulator activity, treated areas should receive 0.25 to 0.5 inch of rain or supplemental irrigation within 24 hours following application and prior to the first mowing after treatment.

### **Turf Color and Post-Treatment Turf Management**

Turfgrass treated with Cutless FSP may appear darker green in color. This color change, which appears 1 to 2 weeks after treatment, may persist an additional 3 to 6 weeks. Treated areas should be managed to encourage the growth of a healthy vigorous turf.

### ***Poa annua* (Annual Bluegrass) Conversion to Perennial Turfgrasses**

Applications of Cutless FSP followed by management practices designed to encourage vigorous growth of perennial turfgrasses can reduce the *Poa annua* (annual bluegrass) competition in cool season turf and increase the cover of more desirable perennial species. *Poa annua* is more sensitive to Cutless FSP treatments and is therefore more strongly suppressed than perennial turfgrass species. Discoloration of some *Poa annua* biotypes can be expected from treatments that provide a desired level of growth regulator activity in perennial grass species. This effect becomes visible 7 to 10 days after treatment and lasts 3 to 6 weeks. The degree of discoloration will be proportional to the *Poa annua* composition of the turf. Application of Cutless FSP in conjunction with soluble nitrogen fertilizers will also minimize discoloration. Application timing, rate ranges, and precautions for perennial grass conversion through selective reduction of *Poa annua* are provided in the *Poa annua* (Annual Bluegrass) Conversion to Perennial Turfgrasses section of this label.

### **Application Directions**

#### **Mixing Directions**

Add Cutless FSP to a spray tank half filled with clean water. Begin agitation allowing sufficient mixing time to ensure complete dispersion and mixing of Cutless FSP. Finish filling the spray tank. Continue agitation throughout the spraying operation to ensure uniform application. Cutless FSP should be applied using a boom-type sprayer with bypass and/or mechanical agitation calibrated to deliver 40 to 200 gallons/acre of spray solution (1 to 4.6 gallons/1000 ft<sup>2</sup>). In-line strainers and nozzle screens should be 50 mesh or larger. The use of a coloring agent to mark areas already sprayed is suggested for uniform application without skips and overlaps. Performance may be improved with the addition to the spray mix of a readily available nitrogen (N) source at 0.125 to 0.5 lbs N/1000 ft<sup>2</sup> or iron (Fe) at labeled rates.

**Cutless FSP + Tank Mixtures**

Cutless FSP can be tank mixed and is compatible with most commonly-used pesticides and foliar nutrient products. However, compatibility of Cutless FSP with tank mix partners should be tested before use.

**NOTE:** The compatibility of Cutless FSP in any tank-mix combination should be tested before use. To determine the physical compatibility with other products, use a jar test as described below:

Using a quart jar, add the proportionate amounts of the products to 1 quart of water. Add wettable powders and water-dispersible granular products first, then liquid flowables, and emulsifiable concentrates last. After thoroughly mixing, let stand for at least 5 minutes. If the combination remains mixed or can be remixed readily, it is physically compatible. Once compatibility has been proven, use the same procedure sequence for adding required ingredients to the spray tank.

**Read and follow all label directions for each tank mix product.**

**Cutless FSP Rates for Growth Reduction of Perennial Turfgrass Species – Multiple Application Program**

The maximum number of seasonal applications is determined by the sum of the rates applied, not to exceed 3.0 lbs ai/A or 295.4 fl. oz. Cutless FSP/A.

• **Cool Season Turfgrasses**

• Bentgrass (Golf Course Fairway Type Turf)

**Multiple application program:** Apply Cutless FSP to fairway height bentgrass at a rate of 24.6 to 49.2 fl. oz./acre in early spring following resumption of active growth. Repeat applications of 12.3 to 49.2 fl. oz./acre of Cutless FSP may be made at 2 to 6 week intervals until late summer or early fall.

• Bentgrass Putting Greens

**Multiple application program:** Apply Cutless FSP to bentgrass as part of an overall greens management program. An initial application of Cutless FSP may be made after bentgrass greens are growing vigorously and have been mowed 3 or 4 times. Apply Cutless FSP at a rate of 12.3 to 24.6 fl. oz./acre. Repeat applications of 6.1 to 24.6 fl. oz./acre may be made at 2 to 4 week intervals.

• Kentucky Bluegrass and Perennial Ryegrass

**Multiple application program:** Apply Cutless FSP to Kentucky bluegrass and perennial ryegrass at a rate of 36.9 to 49.2 fl. oz./acre in early spring following resumption of active growth. Repeat applications of 24.6 to 49.2 fl. oz./acre may be made at 2 to 6 week intervals until late summer or early fall.

• **Warm Season Grasses**

• Seashore Paspalum

**Multiple application program:** Apply Cutless FSP to Seashore paspalum at a rate of 12.3 to 49.2 fl. oz./acre when paspalum has completely recovered from winter

12  
12

dormancy and is growing vigorously. Repeat applications of 12.3 to 49.2 fl. oz./acre of Cutless FSP may be made at 3 to 6 week intervals until late summer or early fall.

- Tifway (419), TifSport, and GN-1 Bermudagrass

**Multiple application program:** Apply Cutless FSP to Tifway, TifSport, and GN-1 bermudagrass at a rate of 12.3 to 36.9 fl. oz./acre when bermudagrass has completely recovered from winter dormancy and is growing vigorously. Repeat applications of 12.3 to 36.9 fl. oz./acre of Cutless FSP may be made at 3 to 6 week intervals until late summer or early fall.

- Zoysiagrass

**Multiple application program:** Apply Cutless FSP at a rate of 12.3 to 36.9 fl. oz./acre for growth regulation of zoysiagrass when the grass has completely recovered from winter dormancy and is growing vigorously. Repeat applications of 12.3 to 36.9 fl. oz./acre of Cutless FSP may be made at 3 to 6 week intervals. NOTE: late summer or early fall applications of Cutless FSP are not to be used for growth regulation of zoysiagrass.

Turfgrass Species	Initial Spring Application† (Fl. Oz. Cutless FSP/A)	Repeat Applications†	
		(Fl. Oz. Cutless FSP/A)	Treatment Interval
<b>Cool Season Turfgrasses</b>			
Bentgrass (golf course fairway)	24.6 to 49.2	12.3 to 49.2	2 to 6 weeks
Bentgrass putting greens	12.3 to 24.6	6.1 to 24.6	2 to 4 weeks
Kentucky Bluegrass/ Perennial Ryegrass	36.9 to 49.2	24.6 to 49.2	2 to 6 weeks
<b>Warm Season Turfgrasses</b>			
Seashore Paspalum	12.3 to 49.2	12.3 to 49.2	3 to 6 weeks
Tifway, TifSport, and GN-1 Bermudagrass	12.3 to 36.9	12.3 to 36.9	3 to 6 weeks
Zoysiagrass	12.3 to 36.9	12.3 to 36.9	3 to 6 weeks; not in late summer/fall

† Apply in early spring following resumption of active growth of the grass. Fall applications must be discontinued 4 weeks before the onset of inactive grass growth or winter dormancy.

**Application Information - Cutless FSP Tank Mixes With Primo MAXX® (Trinexapac-Ethyl)**

Tank mixing Cutless FSP with Primo MAXX® can provide enhanced growth suppression and improved turfgrass quality of perennial turfgrass species, versus using either product alone. Plant physiological advantages of tank mixing these two PGRs include:

1. Different mode of action within the gibberellic acid (GA) biosynthesis pathway; and
2. Difference in plant site of uptake.

PGR absorption via the foliage (Type II Class A; Primo MAXX®) and roots (Type II Class B; Cutless FSP) maximizes plant uptake of each material ensuring sufficient active ingredient is available for GA inhibition.

13  
22

Blocking GA biosynthesis early and late in the pathway potentially regulates GA more efficiently than higher application rates of individual compounds. Turfgrass response from Cutless FSP tank mixes with Primo MAXX<sup>®</sup> at reduced rates may be greater than with normal use rates of either product applied alone. This combination of plant growth regulators and its use are protected by United States Patent No. 7,135,435. Additional patent rights pending.

**Tank Mix Use Precautions**

- Do not apply to bermudagrass putting greens.
- If *Poa annua* is the desired turf species or >25% of turfgrass stand, do not use unless *Poa annua* discoloration or injury can be tolerated.
- Rainfall or irrigation must be delayed at least 1 hour after application or until product has dried on the leaf surface but should occur within 24 hours after application.
- Desirable growth regulation during early spring or late fall when turfgrass growth and vigor are reduced may be obtained with lower rates of both products.

**NOTICE TO USERS:** To the extent consistent with applicable law, this label makes no warranties concerning the performance of Type II Class A PGRs, including Primo MAXX<sup>®</sup>. Read and follow all label directions including Directions for Use, Precautionary Statements, and Restrictions and Limitations for Primo MAXX<sup>®</sup>.

<b>TABLE 2</b>			
<b>Rate Ranges for Cutless FSP Plus Type II Class A PGR Tank Mixes</b>			
<b>Turfgrass Species</b>	<b>Fl. Oz. Cutless FSP/A</b>	<b>Primo MAXX<sup>®</sup> (Trinexapac-ethyl)</b>	<b>Treatment Interval</b>
<b>Cool Season Turfgrasses</b>			
Bentgrass (golf course fairway)	6.1 to 24.6	½ labeled use rate	2 to 6 weeks
Bentgrass putting greens	6.1 to 12.3	½ labeled use rate	2 to 6 weeks
Kentucky Bluegrass/ Perennial Ryegrass	12.3 to 24.6	½ labeled use rate	2 to 6 weeks
<b>Warm Season Turfgrasses</b>			
Seashore Paspalum	12.3 to 24.6	½ labeled use rate	3 to 6 weeks
Tifway, TifSport, and GN-1 Bermudagrass <sup>††</sup>	6.1 to 24.6	½ labeled use rate	3 to 6 weeks
Zoysiagrass	12.3 to 24.6	½ labeled use rate	3 to 6 weeks

<sup>†</sup> Do not use on bermudagrass putting greens.

**Poa annua (Annual Bluegrass) Conversion to Perennial Turfgrasses**

- **Multiple Application Program** - A multiple application perennial grass conversion program using Cutless FSP provides *Poa annua* suppression and cool season turf conversion. This program provides a gradual perennial grass conversion reducing *Poa annua* populations over one to several growing seasons. To maximize seedling establishment, do not apply Cutless FSP two (2) weeks prior to and/or 2 weeks after interseeding or overseeding of perennial turfgrasses.

The maximum number of seasonal applications is determined by the sum of the rates applied, not to exceed 3.0 lbs ai/A or 295.4 fl. oz. Cutless FSP/A.

14  
12

- Bentgrass (Golf Course Fairway type turf)

Apply Cutless FSP to fairway height bentgrass at a rate of 24.6 to 49.2 fl. oz./acre in early spring following resumption of active growth of the grass. Repeat applications of 12.3 to 49.2 fl.oz./acre of Cutless FSP may be made at 2 to 6 week intervals until late summer or early fall. Normal management practices such as fertilization, aeration and interseeding/overseeding will encourage growth of bentgrass.

- Bentgrass Putting Greens

Because annual turfgrass species such as *Poa annua* are more strongly regulated by Cutless FSP, careful use of Cutless FSP on putting greens with a high percentage of *Poa annua* can shift the competitive balance between bentgrass and *Poa annua* to favor bentgrass. Follow normal management practices such as fertilization, aeration and interseeding/overseeding that encourages growth of bentgrass. Use of Cutless FSP on bentgrass greens may increase putting speed without reducing the height of cut.

- Bentgrass Greens with less than 50% *Poa annua* (annual bluegrass): Apply Cutless FSP to bentgrass as part of an overall greens management program. An initial application of Cutless FSP may be made in the spring months after bentgrass greens are growing vigorously and have been mowed 3 or 4 times. Apply Cutless FSP at a rate of 12.3 to 24.6 fl. oz./acre. Repeat applications of 12.3 to 24.6 fl. oz./acre of Cutless FSP may be made at 2 to 4 week intervals through early fall.
- Bentgrass Greens with more than 50% *Poa annua* (annual bluegrass): Apply Cutless FSP to bentgrass greens at a rate of 12.3 fl. oz./acre in the spring months after bentgrass greens are growing vigorously and have been mowed 3 or 4 times. Repeat applications of 12.3 to 24.6 fl. oz./acre of Cutless FSP may be made at 2 to 4 week intervals through early fall.

- Kentucky Bluegrass, Perennial Ryegrass

Apply Cutless FSP to Kentucky bluegrass and perennial ryegrass at a rate of 36.9 to 49.2 fl. oz./acre in early spring following resumption of active growth of the grass. Repeat applications of 24.6 to 49.2 fl. oz./acre of Cutless FSP may be made at 3 to 6 week intervals until late summer or early fall. Normal management practices such as fertilization, aeration and interseeding/overseeding will encourage growth of bluegrass and/or ryegrass.

Turfgrass Species	% <i>Poa annua</i>	Initial Spring Application <sup>†</sup>	Repeat Applications <sup>†</sup>	
		Fl. Oz. Cutless FSP/A	Fl. Oz. Cutless FSP/A	Treatment Interval
Bentgrass (golf course fairway)	0 - 80%	24.6 to 49.2	12.3 to 49.2	2 to 6 weeks
Bentgrass Putting Greens	Less than 50%	12.3 to 24.6	12.3 to 24.6	2 to 4 weeks
	More than 50%	12.3	12.3 to 24.6	2 to 4 weeks
Kentucky Bluegrass/ Perennial Ryegrass Fairways	0 - 80%	36.9 to 49.2	24.6 to 49.2	3 to 6 weeks

15  
22

† Apply in early spring following resumption of active growth of the grass. Fall applications must be discontinued 4 weeks before the onset of inactive grass growth or winter dormancy.

- **Alternative Spring/Fall Application Program** - The alternative spring/fall application program selectively suppresses *Poa annua* growth in perennial turfgrass species. Injury or discoloration of *Poa annua* is expected within 7 to 10 days of application. Cultural practices such as fertilization, aeration and interseeding/overseeding should be performed in conjunction with Cutless FSP applications to encourage growth of the perennial turfgrass species.
- **Bentgrass or Kentucky Bluegrass/Perennial Ryegrass fairways with less than 50% *Poa annua* (annual bluegrass):** An alternative spring/fall treatment program for management of *Poa annua* in fairways containing less than 50% *Poa annua* is to apply 73.8 fl. oz./acre of Cutless FSP following resumption of active bentgrass or Kentucky Bluegrass/Perennial Ryegrass growth in the spring. A second application of 49.2 fl. oz./acre of Cutless FSP may be made in the early fall. Interseed/overseed with Bentgrass or Kentucky Bluegrass/Perennial Ryegrass 3 to 4 weeks following early fall application.
- **Bentgrass or Kentucky Bluegrass/Perennial Ryegrass fairways with more than 50% *Poa annua* (annual bluegrass):** Apply Cutless FSP at a rate of 49.2 to 73.8 fl. oz. /acre in late summer or early fall. Interseed/overseed with bentgrass or Kentucky Bluegrass/Perennial Ryegrass 3 to 4 weeks following late summer or early fall application. Apply an additional 49.2 fl. oz./acre of Cutless FSP the following spring after resumption of active growth of bentgrass or Kentucky Bluegrass/Perennial Ryegrass.

Turfgrass Species	% <i>Poa annua</i>	Spring/Fall application <sup>†</sup> (Fl. Oz. Cutless FSP/A)
Bentgrass or Kentucky Bluegrass/Perennial Ryegrass Fairways	Less than 50%	73.8 in spring; 49.2 in fall
	More than 50%	49.2 to 73.8 in late summer or early fall; 49.2 the following spring

† Apply in early spring following resumption of active growth of the grass. Fall applications must be discontinued 4 weeks before the onset of inactive grass growth or winter dormancy.

**Dollar Spot (*Sclerotinia Homoeocarpa*) Suppression by Cutless FSP in Creeping Bentgrass**

The active ingredient in Cutless FSP is from the pyrimidine class of chemistry which is structurally similar to pyrimidine fungicides that provide Dollar Spot control. Programmed applications of Cutless FSP for turf growth suppression or *Poa annua* conversion have also been shown to suppress Dollar Spot incidence in creeping bentgrass fairways, greens and tees. Research results have shown Cutless FSP applications at labeled rates and application intervals can significantly reduce Dollar Spot incidence and populations when compared to untreated control plots. Cutless FSP must not be used to replace labeled fungicides for the control of Dollar Spot; rather programmed use of Cutless FSP may result in longer or improved control of Dollar Spot in conjunction with conventional fungicides, or delays in the appearance of Dollar Spot disease, thus leading to the potential for an overall reduction in annual fungicide use.



16  
22

**Edging and Banding Applications for Growth Regulation of Perennial Turfgrass Species**

Cutless FSP can be applied to turfgrass in edging and banding applications along the perimeter of lawns, landscape beds, sidewalks, curbs, parking lots, driveways, posts, mailboxes, building structures, gravestones, and fences. Cutless FSP should be applied in a 6 inch band width with a single nozzle sprayer. Repeat at 8 to 12 week intervals. The maximum number of seasonal applications is determined by the sum of the rates applied, not to exceed 3.0 lbs ai/A or 295.4 fl. oz. Cutless FSP/A.

**TABLE 5**  
**Cutless FSP Edging/Banding Rates for Growth Regulation of Perennial Turfgrass**

Turfgrass Species	Fl. Oz. Cutless FSP/A	Fl. Oz. Cutless FSP per 1 Gallon of Water in Backpack Sprayers <sup>1</sup>
<b>Cool Season Turfgrasses</b>		
Bentgrass	49.2 to 98.4	1.2 to 2.5
Kentucky Bluegrass	73.8 to 147.6	1.9 to 3.7
Perennial Ryegrass	73.8 to 147.6	1.9 to 3.7
Tall Fescue	73.8 to 147.6	1.9 to 3.7
<b>Warm Season Turfgrasses</b>		
328 Hybrid Bermudagrass	36.9 to 49.2	0.9 to 1.2
419 Hybrid Bermudagrass	49.2 to 98.4	1.2 to 2.5
Common Bermudagrass	73.8 to 147.6	1.9 to 3.7
Seashore Paspalum	49.2 to 98.4	1.2 to 2.5
St. Augustinegrass	49.2 to 98.4	1.2 to 2.5
Zoysiagrass	49.2 to 98.4	1.2 to 2.5

<sup>1</sup>For backpack sprayers. Assuming a spray volume of 40 gallons per acre, one (1) gallon of spray solution will treat 2,180 linear feet with a six (6) inch band width.

**INFORMATION FOR GROWTH MANAGEMENT AND TERMINAL GROWTH SUPPRESSION OF LANDSCAPE HEDGES, ORNAMENTAL SHRUBS, PERENNIAL GROUND COVERS AND HERBACEOUS PERENNIALS.**

Cutless FSP is a systemic plant growth regulator for use on landscape hedges, ornamental shrubs, perennial ground covers and herbaceous perennials. Treated plants require less trimming and exhibit a more compact growth form. Growth suppression is achieved by inhibition of gibberellin biosynthesis resulting in reduced internode elongation in terminal shoot growth. Smaller leaves and intensified greening occur in some species. Cutless FSP absorbed by plant roots is translocated to above-ground growing points within water conducting tissues. Cutless FSP movement in plants occurs in response to evaporative water loss (transpiration) from leaf surfaces.

Time required for onset of growth suppression may vary from 2 to 4 weeks for herbaceous species up to an entire growing season for certain woody plants. Time from application until onset of growth regulation depends on the rate of water loss from foliage and the rate of water movement through woody stems. In general, growth suppression will be slower to appear and of longer duration in plants with a larger mass of woody tissue. Duration of growth suppression may range from 3 to 12 months, depending upon plant species treated.

17  
22

The amount of Cutless FSP required for optimum growth regulation is dependent upon plant characteristics (stem mass, height and foliage volume), environmental setting (exposure to sunlight, temperature conditions, rainfall/irrigation and soil texture), and species tolerance. Because of these interacting factors, plant response to a given application rate of Cutless FSP may vary according to local conditions. Users should establish specific applications (within the ranges specified in Table 6) for different species in small scale treatments under actual use conditions.

Activation of Cutless FSP requires at least 1/2 inch of rainfall or sprinkler irrigation. Periodic rainfall or irrigation is needed to maintain uniform growth regulation activity. Avoid irrigation in excess of plant requirements.

#### **Use Precautions:**

- Use Cutless FSP only on vigorous, well-established plantings.
- Do not use Cutless FSP on plants from which fruits, nuts or other commodities may be produced for human consumption or livestock feed.
- Do not apply to annual bedding plants or trees.
- Avoid application when weather conditions favor movement of spray drift from treatment area.
- Do not allow runoff to occur during initial irrigation of treated areas.
- Do not apply this product through any type of chemigation system.

**Note:** Nontarget plants with roots which extend into soil containing Cutless FSP may exhibit growth regulation.

**Antidote:** Gibberellin may be applied as an antidote to stimulate terminal shoot growth of over-regulated plants.

#### **Application Timing:**

Apply Cutless FSP as needed for shoot growth suppression of landscape hedges, ornamental shrubs, perennial ground covers and herbaceous perennials. Apply Cutless FSP in conjunction with pruning or trimming of target species. For best results, shape or prune plants on the day of Cutless FSP application or 1 to 5 days before or after application. Frequent trimming and loss of leaves encourages more rapid dissipation of growth regulator effects in treated plants.

#### **Reapplication:**

To avoid over-application of Cutless FSP, make repeat applications only after growth regulation from the prior treatment has expired (up to 1 year is required in most plants). Reapply Cutless FSP only when growth regulation begins to decline from a desired level. Apply repeat treatments every 3 to 12 months.

#### **Application Rates – Ornamental Shrubs, Perennial Ground Covers, and Herbaceous Perennials**

The amount of Cutless FSP required for an optimum growth regulation response is dependent upon the height and mass of woody stems, foliage volume, sunlight exposure, soil texture, rainfall and temperature conditions, and species tolerance. Cultural practices such as frequency of irrigation, fertilization and timing of application may also affect the response to Cutless FSP treatment. Because of these factors, plant response to a given application rate of Cutless FSP may vary according to local conditions. Users should establish specific application rates for different species in small scale treatments under actual use conditions.

18  
22

Refer to Table 6, *Cutless FSP Rate Directions for Established Ornamental Shrubs, Perennial Ground Covers and Herbaceous Perennials*, for rate directions.

**For spot treatment applications to landscape ornamentals contained in beds less than one acre (43,560 ft<sup>2</sup>), DO NOT exceed 3 lbs ai/A/year or 295 fl oz/A/year over the entire acre containing the spot treatments.**

<b>TABLE 6</b>	
<b>Cutless FSP Rate Directions for Established Ornamental Shrubs and Hedges, Perennial Ground Covers and Herbaceous Perennials</b>	
<b>Landscape Ornamental<sup>1</sup></b>	<b>Cutless FSP (Fl oz/1,000 ft<sup>2</sup>)</b>
Perennial Non-Woody Ground Covers and Herbaceous Perennials	1.3
	2.25
Shrubs and Hedges <sup>3</sup> , and Perennial Woody Ground Covers	2.25
	3.40
	4.50 <sup>2</sup>
	5.65 <sup>2</sup>
	6.78 <sup>2</sup>

<sup>1</sup> **NOTICE TO USERS:** The amount of Cutless FSP required for optimum growth regulation response is dependent upon the height and mass of woody stems, foliage volume, sunlight exposure, soil texture, rainfall and temperature conditions, and species tolerance. The users should evaluate Cutless FSP on a small area prior to large scale applications to target landscape ornamentals

<sup>2</sup> Rates designated for spot treatments only to dripline areas of landscape ornamentals less than 20,000 ft<sup>2</sup> over the entire acre containing the spot treatments. For spot treatments do not apply to areas greater than 20,000 ft<sup>2</sup>.

<sup>3</sup> Rates designated for spot treatment to individual plants, Do not apply more than 0.5 fl oz Cutless FSP/plant in water (35:1 water:Cutless FSP), to more than 590 plants per acre.

**Mixing and Application:**

Apply Cutless FSP in a spray volume of at least 5 gallons per 1000 ft<sup>2</sup>. Add the correct volume of Cutless FSP and mix thoroughly. If backpack equipment is used, shake the spray tank to ensure thorough mixing and repeat every few minutes while applying to maintain a uniform spray mixture. If power equipment is used, agitate continuously.

Apply Cutless FSP spray uniformly over the treatment area. Use low pressure and coarse spray to prevent drift to nontarget plants. Sprays may be applied over the top of low growing woody plants and perennial ground covers or directed at the soil beneath shrubs or hedges.

**STORAGE AND DISPOSAL**

Do not contaminate water, food, or feed by storage or disposal.

**Pesticide Storage:** Store in original container only. In case of leak or spill, contain material and dispose as waste.

**Pesticide Disposal:** Wastes resulting from use of this product may be used on site according to use directions or disposed of at an approved waste disposal facility.

**Nonrefillable Container Handling (rigid, 5 gallons or less):** Do not reuse or refill this container. Triple rinse container (or equivalent) promptly after emptying. Triple rinse as follows: Empty the remaining contents into application equipment or a mix tank and drain for 10 seconds after the flow begins to drip. Fill the container ¼ full with water and recap. Shake for 10 seconds. Pour rinsate into application equipment or a mix tank or store rinsate for later use or disposal. Drain for 10 seconds after the flow begins to drip. Repeat the procedure two

more times. Then offer the container for recycling (if available) or reconditioning, or puncture and dispose of in a sanitary landfill, or incineration, or, if allowed by State and local authorities, by burning. If burned, stay out of smoke.

**Nonrefillable Container Handling (rigid, larger than 5 gal):** Do not reuse or refill this container. Triple rinse container (or equivalent) promptly after emptying. Triple rinse as follows: Empty the remaining contents into application equipment or a mix tank. Fill the container 1/4 full with water. Replace and tighten closures. Tip container on its side and roll it back and forth, ensuring at least one complete revolution, for 30 seconds. Stand the container on its end and tip it back and forth several times. Turn the container over onto its other end and tip it back and forth several times. Empty the rinsate into application equipment or a mix tank, treatment area, or store rinsate for later use or disposal. Repeat this procedure two more times. Then offer for recycling (if available) or reconditioning, or puncture and dispose of in a sanitary landfill, or by incineration, or if allowed by state and local authorities, by burning. If burned, stay out of smoke.

---

### TERMS AND CONDITIONS OF USE

---

If terms of the following *Warranty Disclaimer, Inherent Risks of Use and Limitation of Remedies* are not acceptable, return unopened package at once to the seller for a full refund of purchase price paid. Otherwise, to the extent consistent with applicable law, use by the buyer or any other user constitutes acceptance of the terms under *Warranty Disclaimer, Inherent Risks of Use, and Limitation of Remedies*.

---

### WARRANTY DISCLAIMER

---

SePRO Corporation warrants that the product conforms to the chemical description on the label and is reasonably fit for the purposes stated on the label when used in strict accordance with the directions, subject to the inherent risks set forth below. TO THE EXTENT CONSISTENT WITH APPLICABLE LAW, SEPRO CORPORATION MAKES NO OTHER EXPRESS OR IMPLIED WARRANTY OF MERCHANTABILITY OR FITNESS FOR A PARTICULAR PURPOSE OR ANY OTHER EXPRESS OR IMPLIED WARRANTY.

---

### INHERENT RISKS OF USE

---

It is impossible to eliminate all risks associated with use of this product. Plant injury, lack of performance, or other unintended consequences may result because of such factors as use of the product contrary to label instructions (including conditions noted on the label such as unfavorable temperatures, soil conditions, etc.), abnormal conditions (such as excessive rainfall, drought, tornadoes, hurricanes), presence of other materials, the manner of application, or other factors, all of which are beyond the control of SePRO Corporation or the seller. To the extent consistent with applicable law, all such risks shall be assumed by buyer.

---

### LIMITATION OF REMEDIES

---

To the extent consistent with applicable law, the exclusive remedy for losses or damages resulting from this product (including claims based on contract, negligence, strict liability, or other legal theories) shall be limited to, at SePRO Corporation's election, one of the following:

- (1) Refund of purchase price paid by buyer or user for product bought, or
- (2) Replacement of amount of product used.

To the extent consistent with applicable law, SePRO Corporation shall not be liable for losses or damages resulting from handling or use of this product unless SePRO Corporation is


20  
22

promptly notified of such losses or damages in writing. In no case shall SePRO Corporation be liable for consequential or incidental damages or losses.

The terms of the *Warranty Disclaimer*, *Inherent Risks of Use* and this *Limitation of Remedies* cannot be varied by any written or verbal statements or agreements. No employee or sales agent of SePRO Corporation or the seller is authorized to vary or exceed the terms of the *Warranty Disclaimer* or this *Limitation of Remedies* in any manner.

© Copyright \_\_\_\_ SePRO Corporation

Primo MAXX® is a registered trademark of Syngenta Crop Protection.  
Cutless is a Registered trademark of SePRO Corporation



21  
22

[Base label for ALL containers]



**Cutless<sup>®</sup> FSP**  
Turf Growth Regulator

FOR GROWTH MANAGEMENT AND QUALITY IMPROVEMENT OF PERENNIAL COOL AND WARM SEASON TURFGRASSES ON GOLF COURSES.

FOR GROWTH MANAGEMENT AND TERMINAL GROWTH SUPPRESSION OF LANDSCAPE HEDGES, ORNAMENTAL SHRUBS, PERENNIAL GROUND COVERS AND HERBACEOUS PERENNIALS.

**Active Ingredient:**

flurprimidol:  $\alpha$ -(1-methylethyl)- $\alpha$ -[4-(trifluoromethoxy)phenyl]-5-pyrimidinemethanol ..... 16.0%

**Other Ingredients** ..... 84.0%

**TOTAL** ..... 100.0%

Contains 1.3 pounds active ingredient per one (1) U.S. gallon.

**PRECAUTIONARY STATEMENTS**

**Hazards to Humans and Domestic Animals**

Causes substantial but temporary eye injury. Do not get in eyes or on clothing. Wear protective eyewear (goggles, face shield, or safety glasses).

**Keep Out of Reach of Children**

**WARNING / AVISO**

Si usted no entiende la etiqueta, busque a alguien para que se la explique a usted en detalle. (If you do not understand the label, find someone to explain it to you in detail).

FIRST AID	
<b>If in eyes</b>	<ul style="list-style-type: none"> <li>Hold eye open and rinse slowly and gently with water for 15 - 20 minutes. Remove contact lenses, if present, after the first 5 minutes, then continue rinsing eye.</li> <li>Call a poison control center or doctor for treatment advice.</li> </ul>
<b>If swallowed</b>	<ul style="list-style-type: none"> <li>Call a poison control center or doctor immediately for treatment advice.</li> <li>Have person sip a glass of water if able to swallow.</li> <li>Do not induce vomiting unless told to do so by a poison control center or doctor.</li> <li>Do not give anything by mouth to an unconscious person.</li> </ul>
<b>If on skin or clothing</b>	<ul style="list-style-type: none"> <li>Take off contaminated clothing.</li> <li>Rinse skin immediately with plenty of water for 15 - 20 minutes.</li> <li>Call a poison control center or doctor for treatment advice.</li> </ul>
<b>If inhaled</b>	<ul style="list-style-type: none"> <li>Move person to fresh air.</li> <li>If person is not breathing, call 911 or an ambulance, then give artificial</li> </ul>

22  
22

	respiration, preferably mouth-to-mouth if possible. • Call a poison control center or doctor for further treatment advice.
Have the product container or label with you when calling a poison control center or doctor, or going for treatment. In case of emergency endangering health or the environment involving this product, call <b>INFOTRAC at 1-800-535-5053</b> .	

**DIRECTIONS FOR USE**

**Not for use on turf being grown for sale or other commercial use as sod, or for commercial seed production, or for research purposes.**

**STORAGE AND DISPOSAL**

Do not contaminate water, food, or feed by storage or disposal.

**Pesticide Storage:** Store in original container only. In case of leak or spill, contain material and dispose as waste.

**Pesticide Disposal:** Wastes resulting from use of this product may be used on site according to use directions or disposed of at an approved waste disposal facility.

**Nonrefillable Container Handling (rigid, 5 gallons or less):** Do not reuse or refill this container. Triple rinse container (or equivalent) promptly after emptying. Triple rinse as follows: Empty the remaining contents into application equipment or a mix tank and drain for 10 seconds after the flow begins to drip. Fill the container 1/4 full with water and recap. Shake for 10 seconds. Pour rinsate into application equipment or a mix tank or store rinsate for later use or disposal. Drain for 10 seconds after the flow begins to drip. Repeat the procedure two more times. Then offer the container for recycling (if available) or reconditioning, or puncture and dispose of in a sanitary landfill, or incineration, or, if allowed by State and local authorities, by burning. If burned, stay out of smoke.

**Nonrefillable Container Handling (rigid, larger than 5 gal):** Do not reuse or refill this container. Triple rinse container (or equivalent) promptly after emptying. Triple rinse as follows: Empty the remaining contents into application equipment or a mix tank. Fill the container 1/4 full with water. Replace and tighten closures. Tip container on its side and roll it back and forth, ensuring at least one complete revolution, for 30 seconds. Stand the container on its end and tip it back and forth several times. Turn the container over onto its other end and tip it back and forth several times. Empty the rinsate into application equipment or a mix tank, treatment area, or store rinsate for later use or disposal. Repeat this procedure two more times. Then offer for recycling (if available) or reconditioning, or puncture and dispose of in a sanitary landfill, or by incineration, or if allowed by state and local authorities, by burning. If burned, stay out of smoke.

**Refer to label booklet for additional precautionary information and directions for use including storage and disposal.**

**Notice:** Read the entire label before using. Use only according to label directions. **Before buying or using this product, read Terms and Conditions of Use, Warranty Disclaimer, Inherent Risks of Use and Limitation of Remedies inside label booklet.**

EPA Reg. No. 67690-51  
FPL20120314

EPA Est. No. \_\_\_\_\_  
SPC - \_\_\_\_\_

**SePRO Corporation** 11550 N. Meridian St., Ste. 600, Carmel, IN 46032 U.S.A.

**Turf Growth Regulator**

**Net Contents** \_\_\_\_\_

**NEXT**

**LABEL**



67690-51

03-26-2012

1/28



UNITED STATES ENVIRONMENTAL PROTECTION AGENCY  
WASHINGTON, D.C. 20460

OFFICE OF CHEMICAL SAFETY  
AND POLLUTION PREVENTION

Mr. Laurent C. Mezin  
Sepro Corporation  
11550 N. Meridian Street, Suite 600  
Carmel, IN 46032

## NOTIFICATION

MAR 26 2012

Subject: Notification for Label Change per PRN 98-10: Split label into 2 sub-labels and other changes  
Submission date: 3/14/2012  
Product Name: SP5100 Turf Growth Regulator  
EPA Reg. No. 67690-51  
Decision Number 462802

Dear Registrant:

The Agency is in receipt of your Application for Pesticide Notification under Pesticide Registration Notice (PRN) 98-10 dated 3/14/2012 for the above product. The Registration Division (RD) has conducted a review of this request for its applicability under PRN 98-10 and finds that the action(s) requested fall within the scope of PRN 98-10. The label submitted with the application has been stamped "Notification" and will be placed in our records.

If you have questions concerning this letter, please call Banza Djapao at 703-305-7269 or you may call me at 703-308-9424.

Sincerely,

A handwritten signature in cursive script that reads "Lisa Jones".

Lisa Jones  
Acting Product Manager 22  
Fungicide Branch  
Registration Division (7504P)

2  
28

Print Form

Please read instructions on reverse before completing form.

Form Approved, OMB No. 2070-0080



United States  
Environmental Protection Agency  
Washington, DC 20460

Registration  
 Amendment  
 Other

OPP Identifier Number

Application for Pesticide - Section I

1. Company/Product Number 67690-51	2. EPA Product Manager Shaja Brothers-Joyner	3. Proposed Classification <input checked="" type="checkbox"/> None <input type="checkbox"/> Restricted
4. Company/Product (Name) SePRO / SP5100 Turf Growth Regulator	PM# 20	
5. Name and Address of Applicant (Include ZIP Code) SePRO Corporation 11550 N. Meridian Street, Suite 600 Carmel, IN 46032 <input type="checkbox"/> Check if this is a new address	6. Expedited Review. In accordance with FIFRA Section 3(c)(3) (b)(i), my product is similar or identical in composition and labeling to: <input checked="" type="checkbox"/> EPA Reg. No. _____ Product Name _____	

Section - II

<input type="checkbox"/> Amendment - Explain below.	<input type="checkbox"/> Final printed labels in response to Agency letter dated _____
<input type="checkbox"/> Resubmission in response to Agency letter dated _____	<input type="checkbox"/> "Me Too" Application.
<input checked="" type="checkbox"/> Notification - Explain below.	<input type="checkbox"/> Other - Explain below.

**NOTIFICATION**  
MAR 26 2012

Explanation: Use additional page(s) if necessary. (For section I and Section II.)

Submission of a notification to split the label into two sub-labels.

Section - III

1. Material This Product Will Be Packaged In:				2. Type of Container	
Child-Resistant Packaging <input type="checkbox"/> Yes* <input checked="" type="checkbox"/> No	Unit Packaging <input type="checkbox"/> Yes <input checked="" type="checkbox"/> No	Water Soluble Packaging <input type="checkbox"/> Yes <input checked="" type="checkbox"/> No	<input checked="" type="checkbox"/> Metal <input type="checkbox"/> Plastic <input type="checkbox"/> Glass <input type="checkbox"/> Paper <input type="checkbox"/> Other (Specify) _____		
* Certification must be submitted		If "Yes" Unit Packaging wgt.	No. per container	If "Yes" Package wgt.	No. per container
3. Location of Net Contents Information <input checked="" type="checkbox"/> Label <input type="checkbox"/> Container		4. Size(s) Retail Container 1-275 gal		5. Location of Label Directions <input checked="" type="checkbox"/> On Label <input type="checkbox"/> On Labeling accompanying product	
6. Manner in Which Label is Affixed to Product <input type="checkbox"/> Lithograph <input type="checkbox"/> Paper glued <input type="checkbox"/> Stenciled			<input type="checkbox"/> Other Adhesive _____		

Section - IV

1. Contact Point (Complete items directly below for identification of individual to be contacted, if necessary, to process this application.)		
Name Laurent C. Mézin	Title Mgr, Regulatory Affairs	Telephone No. (Include Area Code) 317-580-8286
Certification I certify that the statements I have made on this form and all attachments thereto are true, accurate and complete. I acknowledge that any knowingly false or misleading statement may be punishable by fine or imprisonment or both under applicable law.		6. Date Application Received (Stamped)
2.	3. Title Mgr, Regulatory Affairs	
4. Typed Name Laurent C. Mézin	5. Date Mar 14, 2012	

3/19/3  
28



SePRO Corporation • 11550 North Meridian Street • Suite 600 • Carmel, Indiana 46032-4565  
Phone: (317) 580-8282 Fax: (317) 580-8290

14 March 2012

**NOTIFICATION**  
**MAR 26 2012**

Shaja Brothers-Joyner  
Product Manager 20  
Document Processing Desk (NOTIF)  
Office of Pesticide Programs (7504P)  
U.S. Environmental Protection Agency  
Rooms S-4900, One Potomac Yard  
2777 South Crystal Drive  
Arlington, VA 22202-4501

**RE: SP5100 Turf Growth Regulator (EPA Reg. No. 67690-51)  
Notification per PR Notice 98-10 to split label into 2 sub-labels.**

Dear Ms. Brothers-Joyner,

SePRO Corporation is submitting an updated label based on the EPA stamped approved label with FPL20120126. This splits the label into sub-labels for turfgrass or ornamental uses.

The text was duplicated into 2 sub-labels and non-relevant text deleted for each sub-label. No new text was added.

Please find enclosed the following information to support this label amendment:

- Transmittal document (this letter);
- Application for Pesticide Registration, EPA Form 8570-1; and
- One copy each of the clean and highlighted label.

This notification is consistent with the provisions of the PR Notice 98-10 and EPA regulations at 40 CFR 152.46, and no other changes have been made to the labeling or the confidential statement of formula of this product. I understand that it is a violation of 18 U.S.C. Sec. 1001 to willfully make any false statement to EPA. I further understand that if this notification is not consistent with the terms of PR Notice 98-10 and 40 CFR 152.46, this product may be in violation of FIFRA and I may be subject to enforcement action and penalties under sections 12 and 14 of FIFRA.

4  
28



SePRO Corporation • 11550 North Meridian Street • Suite 600 • Carmel, Indiana 46032-4565  
Phone: (317) 580-8282 Fax: (317) 580-8290

---


If you have any questions, please do not hesitate to contact me at (317) 580-8286 or at LaurentM@sepro.com.

Best Regards,

A handwritten signature in black ink, appearing to read "Laurent Mézin". The signature is fluid and cursive in style.

Laurent Mézin  
Regulatory Affairs Manager

Enclosures



5  
28

# SP5100

Turf Growth Regulator

EPA Reg. No. 67690-51

FPL20120314 Clean

**NOTIFICATION**

**MAR 26 2012**

**Registration Notes:** Based on EPA-stamped label with FPL20120126.

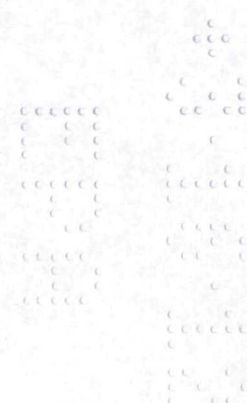
This amendment splits the label into two sub-labels containing Turf uses or ornamental uses

### Table of Contents for Master Label

I.	Version A Sub- Label – Turfgrass Uses	Pages 2 - 19	New sub-label
II.	Version B Sub Label - Ornamental Uses	Pages 20 – 37	New sub-label

### Label changes:

1. Updated FPL date
2. Split label uses into two sub-labels. For ease of review, this duplication is not highlighted. The main label was copied, and text deleted, as relevant, for each sub-label. All text changes are highlighted.
3. Amended the 'refer to' text on front and base labels to include 'first aid'.
4. To ease printed label space constraints, deleted redundant text (Environmental hazards and directions for use) on base label.
5. Changed 'Table 6' to 'Table 1' in Version B ornamental sub-label (Tables 1-5 are deleted from this sub-label)



6  
—  
28

[Editor's note: Version A sub-label - turfgrass uses.]  
[Front label, ALL containers]



# SP5100

## Turf Growth Regulator

FOR GROWTH MANAGEMENT AND QUALITY IMPROVEMENT OF PERENNIAL COOL AND WARM SEASON TURFGRASSES ON GOLF COURSES.

**Active Ingredient:**

flurprimidol:  $\alpha$ -(1-methylethyl)- $\alpha$ -[4-(trifluoromethoxy)phenyl]-5-pyrimidinemethanol ..... 16.0%

**Other Ingredients** ..... 84.0%

**TOTAL** ..... 100.0%

Contains 1.3 pounds active ingredient per one (1) U.S. gallon.

### Keep Out of Reach of Children

### WARNING / AVISO

Si usted no entiende la etiqueta, busque a alguien para que se la explique a usted en detalle. (If you do not understand the label, find someone to explain it to you in detail).

FIRST AID	
<b>If in eyes</b>	<ul style="list-style-type: none"> <li>Hold eye open and rinse slowly and gently with water for 15 - 20 minutes. Remove contact lenses, if present, after the first 5 minutes, then continue rinsing eye.</li> <li>Call a poison control center or doctor for treatment advice.</li> </ul>
<b>If swallowed</b>	<ul style="list-style-type: none"> <li>Call a poison control center or doctor immediately for treatment advice.</li> <li>Have person sip a glass of water if able to swallow.</li> <li>Do not induce vomiting unless told to do so by a poison control center or doctor.</li> <li>Do not give anything by mouth to an unconscious person.</li> </ul>
<b>If on skin or clothing</b>	<ul style="list-style-type: none"> <li>Take off contaminated clothing.</li> <li>Rinse skin immediately with plenty of water for 15 - 20 minutes.</li> <li>Call a poison control center or doctor for treatment advice.</li> </ul>
<b>If inhaled</b>	<ul style="list-style-type: none"> <li>Move person to fresh air.</li> <li>If person is not breathing, call 911 or an ambulance, then give artificial respiration, preferably mouth-to-mouth if possible.</li> <li>Call a poison control center or doctor for further treatment advice.</li> </ul>
<p>Have the product container or label with you when calling a poison control center or doctor, or going for treatment. In case of emergency endangering health or the environment involving this product, call <b>INFOTRAC</b> at <b>1-800-535-5053</b>.</p>	

Refer to inside of label booklet for additional precautionary information and directions for use, including First Aid and storage and disposal.

7  
28

**Notice:** Read the entire label before using. Use only according to label directions. **Before buying or using this product, read *Terms and Conditions of Use, Warranty Disclaimer, Inherent Risks of Use* and *Limitation of Remedies* inside label booklet.**


EPA Reg. No. 67690-51  
FPL20120314

EPA Est. No. \_\_\_\_\_  
SPC - \_\_\_\_\_

**SePRO Corporation** 11550 N. Meridian St., Ste. 600, Carmel, IN 46032 U.S.A.

**Turf Growth Regulator**  
Refillable / Nonrefillable container

**Net Contents** \_\_\_\_\_



*[Editor's note: Version A sub-label - turfgrass uses.]*  
*[Label booklet text]*

---

## PRECAUTIONARY STATEMENTS

---

### Hazards to Humans and Domestic Animals

Causes substantial but temporary eye injury. Do not get in eyes or on clothing. Wear protective eyewear (goggles, face shield, or safety glasses).

### Keep Out of Reach of Children

## WARNING / AVISO

### PERSONAL PROTECTIVE EQUIPMENT (PPE)

Applicators and other handlers must wear:

- Long-sleeved shirt and long pants;
- Shoes plus socks; and
- Protective eyewear.

#### User Safety Requirements

Follow manufacturer's instructions for cleaning/maintaining PPE. If no such instructions for washables exist, use detergent and hot water. Keep and wash PPE separately from other laundry. Discard clothing and other absorbent materials that have been drenched or heavily contaminated with this product's concentrate. Do not reuse them.

### USER SAFETY RECOMMENDATIONS

Users should:

- Wash hands before eating, drinking, chewing gum, using tobacco, or using the toilet.
- Remove clothing/PPE immediately if pesticide gets inside. Then wash thoroughly and put on clean clothing.
- Remove PPE immediately after handling this product. Wash the outside of gloves before removing. As soon as possible, wash thoroughly and change into clean clothing.

### ENVIRONMENTAL HAZARDS

Do not apply directly to water, or to areas where surface water is present or to intertidal areas below the mean high water mark. Do not contaminate water when cleaning equipment or disposing of equipment water or rinsate.

---

### DIRECTIONS FOR USE

---

It is a violation of Federal Law to use this product in a manner inconsistent with its labeling. Read all directions for use carefully before applying this product. Use only according to label directions.

**Not for use on turf being grown for sale or other commercial use as sod, or for commercial seed production, or for research purposes.**

#### Avoid Spray Drift

Applications must be made only when there is no hazard for spray drift. Very small quantities of spray, which may not be visible, may seriously injure susceptible plants. **Do not spray when wind is greater than 10 mph.** Avoiding spray drift at the application site is the responsibility of the applicator. The interaction of many equipment and weather related factors



determine the potential for spray drift. The applicator is responsible for considering all these factors when making decisions.

### **INFORMATION FOR GROWTH REGULATION OF PERENNIAL TURFGRASSES**

SP5100 Turf Growth Regulator is a Type II Class B plant growth regulator (PGR) which reduces leaf blade length and stem internode elongation in turfgrasses resulting in a more compact growth form. Growth regulation results from suppression of gibberellic acid biosynthesis. Under normal growing conditions root growth and lateral expansion of turf are not affected. An appropriate fertility program for the desired turf species should be followed in conjunction with SP5100 applications to provide best turfgrass enhancement and reduce potential for discoloration. Broadcast treatments should be made on medium to high quality turfgrass areas of uniform species composition. Turf containing significant amounts of coarse textured species such as tall fescue, orchardgrass, timothy, dallisgrass, etc., may respond unevenly to SP5100 treatment.

#### **Benefits of SP5100 Applications to Perennial Turfgrasses may include:**

- Shoot growth suppression of warm and cool season turfgrasses resulting in decreased mowing frequency and turfgrass clippings;
- Increased turfgrass density, wear resistance, and improved color on warm and cool season turfgrass species resulting in improved turf quality;
- Suppressed growth of *Poa annua*, reducing populations and shifting competitive growth advantage towards perennial turfgrasses;
- Improved water use efficiency of warm and cool season turfgrass resulting in pre-drought stress conditioning.

**NOTICE TO USER:** The rates indicated may need to be adjusted within the approved rate ranges on this label to achieve the desired level of growth regulation on turfgrass species listed on this label. Turfgrass response to SP5100 may vary within turfgrass species due to the large number of cultivars and varieties available. The specified rate ranges permit the users to adjust the application rate to best address the growth conditions of the turfgrass being treated. Neither the manufacturer nor seller has determined if SP5100 can be used safely or effectively on turfgrass species not mentioned on this label. For turfgrass species not listed on this label the user should apply SP5100 to a small test area to determine growth response and desired level of growth regulation prior to large scale applications.

#### **Use Precautions for Applications to Perennial Turfgrasses**

- Do not apply to putting greens other than those where bentgrass is the desired turf species.
- Do not apply to bermudagrass putting greens, including those which are overseeded.
- Do not apply this product to sod farms, turfgrasses grown for seed, including plants or plant materials grown for sale or research purposes.
- Do not apply to shrubs, bedding plants, and/or food plants.
- Do not apply during prolonged periods of temperature (heat or cold) or moisture stress. Also avoid applications during periods of extreme disease and insect pressure.
- Applications of SP5100 to newly seeded turfgrasses should be delayed until turf is well established and actively growing.
- SP5100 must not be applied until 6 to 8 weeks after turfgrass sprigging or laying sod. Turfgrass must be well established and actively growing prior to application.
- Do not apply to saturated soils or when a significant moisture event is anticipated. SP5100 may accumulate in low lying areas and cause prolonged and excessive growth regulation in those areas.

- Do not apply to areas where *Poa annua* is the desired turfgrass species or areas that contain >80% *Poa annua*.
- Additional turfgrass growth regulation may occur when SP5100 is tank mixed or used in conjunction with demethylation inhibitor (DMI) or sterol inhibiting fungicides.
- Do not apply to turf used for livestock production.
- Do not apply more than 3.0 lbs AI/A/year or 295.4 fl. oz./A/year of SP5100.
- **Chemigation:** Do not apply SP5100 through any type of irrigation system.

### Application Timing

Spring applications must be made after resumption of active seasonal growth of turfgrass. The final application of the season must be timed at least 4 weeks before the onset of inactive grass growth or winter dormancy. Applications to overseeded turfgrasses in dormant bermudagrass stands must be completed 4 weeks prior to expected bermudagrass green-up.

### Irrigation

SP5100 is primarily root absorbed. To maximize growth regulator activity, treated areas should receive 0.25 to 0.5 inch of rain or supplemental irrigation within 24 hours following application and prior to the first mowing after treatment.

### Turf Color and Post-Treatment Turf Management

Turfgrass treated with SP5100 may appear darker green in color. This color change, which appears 1 to 2 weeks after treatment, may persist an additional 3 to 6 weeks. Treated areas should be managed to encourage the growth of a healthy vigorous turf.

### *Poa annua* (Annual Bluegrass) Conversion to Perennial Turfgrasses

Applications of SP5100 followed by management practices designed to encourage vigorous growth of perennial turfgrasses can reduce the *Poa annua* (annual bluegrass) competition in cool season turf and increase the cover of more desirable perennial species. *Poa annua* is more sensitive to SP5100 treatments and is therefore more strongly suppressed than perennial turfgrass species. Discoloration of some *Poa annua* biotypes can be expected from treatments that provide a desired level of growth regulator activity in perennial grass species. This effect becomes visible 7 to 10 days after treatment and lasts 3 to 6 weeks. The degree of discoloration will be proportional to the *Poa annua* composition of the turf. Application of SP5100 in conjunction with soluble nitrogen fertilizers will also minimize discoloration. Application timing, rate ranges, and precautions for perennial grass conversion through selective reduction of *Poa annua* are provided in the *Poa annua* (Annual Bluegrass) Conversion to Perennial Turfgrasses section of this label.

### Application Directions

#### Mixing Directions

Add SP5100 to a spray tank half filled with clean water. Begin agitation allowing sufficient mixing time to ensure complete dispersion and mixing of SP5100. Finish filling the spray tank. Continue agitation throughout the spraying operation to ensure uniform application. SP5100 should be applied using a boom-type sprayer with bypass and/or mechanical agitation calibrated to deliver 40 to 200 gallons/acre of spray solution (1 to 4.6 gallons/1000 ft<sup>2</sup>). In-line strainers and nozzle screens should be 50 mesh or larger. The use of a coloring agent to mark areas already sprayed is suggested for uniform application without skips and overlaps. Performance may be improved with the addition to the spray mix of a readily available nitrogen (N) source at 0.125 to 0.5 lbs N/1000 ft<sup>2</sup> or iron (Fe) at labeled rates.

11  
28**SP5100 + Tank Mixtures**

SP5100 can be tank mixed and is compatible with most commonly-used pesticides and foliar nutrient products. However, compatibility of SP5100 with tank mix partners should be tested before use.

**NOTE:** The compatibility of SP5100 in any tank-mix combination should be tested before use. To determine the physical compatibility with other products, use a jar test as described below:

Using a quart jar, add the proportionate amounts of the products to 1 quart of water. Add wettable powders and water-dispersible granular products first, then liquid flowables, and emulsifiable concentrates last. After thoroughly mixing, let stand for at least 5 minutes. If the combination remains mixed or can be remixed readily, it is physically compatible. Once compatibility has been proven, use the same procedure sequence for adding required ingredients to the spray tank.

**Read and follow all label directions for each tank mix product.**

**SP5100 Rates for Growth Reduction of Perennial Turfgrass Species – Multiple Application Program**

The maximum number of seasonal applications is determined by the sum of the rates applied, not to exceed 3.0 lbs ai/A or 295.4 fl. oz. SP5100/A.

• **Cool Season Turfgrasses**

• Bentgrass (Golf Course Fairway Type Turf)

**Multiple application program:** Apply SP5100 to fairway height bentgrass at a rate of 24.6 to 49.2 fl. oz./acre in early spring following resumption of active growth. Repeat applications of 12.3 to 49.2 fl. oz./acre of SP5100 may be made at 2 to 6 week intervals until late summer or early fall.

• Bentgrass Putting Greens

**Multiple application program:** Apply SP5100 to bentgrass as part of an overall greens management program. An initial application of SP5100 may be made after bentgrass greens are growing vigorously and have been mowed 3 or 4 times. Apply SP5100 at a rate of 12.3 to 24.6 fl. oz./acre. Repeat applications of 6.1 to 24.6 fl. oz./acre may be made at 2 to 4 week intervals.

• Kentucky Bluegrass and Perennial Ryegrass

**Multiple application program:** Apply SP5100 to Kentucky bluegrass and perennial ryegrass at a rate of 36.9 to 49.2 fl. oz./acre in early spring following resumption of active growth. Repeat applications of 24.6 to 49.2 fl. oz./acre may be made at 2 to 6 week intervals until late summer or early fall.

• **Warm Season Grasses**

• Seashore Paspalum

**Multiple application program:** Apply SP5100 to Seashore paspalum at a rate of 12.3 to 49.2 fl. oz./acre when paspalum has completely recovered from winter dormancy and is growing vigorously. Repeat applications of 12.3 to 49.2 fl. oz./acre of SP5100 may be made at 3 to 6 week intervals until late summer or early fall.

12  
28

- Tifway (419), TifSport, and GN-1 Bermudagrass

**Multiple application program:** Apply SP5100 to Tifway, TifSport, and GN-1 bermudagrass at a rate of 12.3 to 36.9 fl. oz./acre when bermudagrass has completely recovered from winter dormancy and is growing vigorously. Repeat applications of 12.3 to 36.9 fl. oz./acre of SP5100 may be made at 3 to 6 week intervals until late summer or early fall.

- Zoysiagrass

**Multiple application program:** Apply SP5100 at a rate of 12.3 to 36.9 fl. oz./acre for growth regulation of zoysiagrass when the grass has completely recovered from winter dormancy and is growing vigorously. Repeat applications of 12.3 to 36.9 fl. oz./acre of SP5100 may be made at 3 to 6 week intervals. NOTE: late summer or early fall applications of SP5100 are not to be used for growth regulation of zoysiagrass.

Turfgrass Species	Initial Spring Application <sup>†</sup> (Fl. Oz. SP5100/A)	Repeat Applications <sup>†</sup>	
		(Fl. Oz. SP5100/A)	Treatment Interval
<b>Cool Season Turfgrasses</b>			
Bentgrass (golf course fairway)	24.6 to 49.2	12.3 to 49.2	2 to 6 weeks
Bentgrass putting greens	12.3 to 24.6	6.1 to 24.6	2 to 4 weeks
Kentucky Bluegrass/ Perennial Ryegrass	36.9 to 49.2	24.6 to 49.2	2 to 6 weeks
<b>Warm Season Turfgrasses</b>			
Seashore Paspalum	12.3 to 49.2	12.3 to 49.2	3 to 6 weeks
Tifway, TifSport, and GN-1 Bermudagrass	12.3 to 36.9	12.3 to 36.9	3 to 6 weeks
Zoysiagrass	12.3 to 36.9	12.3 to 36.9	3 to 6 weeks; not in late summer/fall

<sup>†</sup> Apply in early spring following resumption of active growth of the grass. Fall applications must be discontinued 4 weeks before the onset of inactive grass growth or winter dormancy.

**Application Information - SP5100 Tank Mixes With Primo MAXX<sup>®</sup> (Trinexapac-Ethyl)**

Tank mixing SP5100 with Primo MAXX<sup>®</sup> can provide enhanced growth suppression and improved turfgrass quality of perennial turfgrass species, versus using either product alone. Plant physiological advantages of tank mixing these two PGRs include:

1. Different mode of action within the gibberellic acid (GA) biosynthesis pathway; and
2. Difference in plant site of uptake.

PGR absorption via the foliage (Type II Class A; Primo MAXX<sup>®</sup>) and roots (Type II Class B; SP5100) maximizes plant uptake of each material ensuring sufficient active ingredient is available for GA inhibition.

Blocking GA biosynthesis early and late in the pathway potentially regulates GA more efficiently than higher application rates of individual compounds. Turfgrass response from

13  
28

SP5100 tank mixes with Primo MAXX<sup>®</sup> at reduced rates may be greater than with normal use rates of either product applied alone. This combination of plant growth regulators and its use are protected by United States Patent No. 7,135,435. Additional patent rights pending.

**Tank Mix Use Precautions**

- Do not apply to bermudagrass putting greens.
- If *Poa annua* is the desired turf species or >25% of turfgrass stand, do not use unless *Poa annua* discoloration or injury can be tolerated.
- Rainfall or irrigation must be delayed at least 1 hour after application or until product has dried on the leaf surface but should occur within 24 hours after application.
- Desirable growth regulation during early spring or late fall when turfgrass growth and vigor are reduced may be obtained with lower rates of both products.

**NOTICE TO USERS:** To the extent consistent with applicable law, this label makes no warranties concerning the performance of Type II Class A PGRs, including Primo MAXX<sup>®</sup>. Read and follow all label directions including Directions for Use, Precautionary Statements, and Restrictions and Limitations for Primo MAXX<sup>®</sup>.

<b>TABLE 2</b>			
<b>Rate Ranges for SP5100 Plus Type II Class A PGR Tank Mixes</b>			
<b>Turfgrass Species</b>	<b>Fl. Oz. SP5100/A</b>	<b>Primo MAXX<sup>®</sup> (Trinexapac-ethyl)</b>	<b>Treatment Interval</b>
<b>Cool Season Turfgrasses</b>			
Bentgrass (golf course fairway)	6.1 to 24.6	½ labeled use rate	2 to 6 weeks
Bentgrass putting greens	6.1 to 12.3	½ labeled use rate	2 to 6 weeks
Kentucky Bluegrass/ Perennial Ryegrass	12.3 to 24.6	½ labeled use rate	2 to 6 weeks
<b>Warm Season Turfgrasses</b>			
Seashore Paspalum	12.3 to 24.6	½ labeled use rate	3 to 6 weeks
Tifway, TifSport, and GN-1 Bermudagrass <sup>††</sup>	6.1 to 24.6	½ labeled use rate	3 to 6 weeks
Zoysiagrass	12.3 to 24.6	½ labeled use rate	3 to 6 weeks

<sup>†</sup> Do not use on bermudagrass putting greens.

**Poa annua (Annual Bluegrass) Conversion to Perennial Turfgrasses**

- **Multiple Application Program** - A multiple application perennial grass conversion program using SP5100 provides *Poa annua* suppression and cool season turf conversion. This program provides a gradual perennial grass conversion reducing *Poa annua* populations over one to several growing seasons. To maximize seedling establishment, do not apply SP5100 two (2) weeks prior to and/or 2 weeks after interseeding or overseeding of perennial turfgrasses.

The maximum number of seasonal applications is determined by the sum of the rates applied, not to exceed 3.0 lbs ai/A or 295.4 fl. oz. SP5100/A.

- **Bentgrass (Golf Course Fairway type turf)**

Apply SP5100 to fairway height bentgrass at a rate of 24.6 to 49.2 fl. oz./acre in early spring following resumption of active growth of the grass. Repeat applications of 12.3 to 49.2 fl.oz./acre of SP5100 may be made at 2 to 6 week intervals until late summer or

14  
28

early fall. Normal management practices such as fertilization, aeration and interseeding/overseeding will encourage growth of bentgrass.

- Bentgrass Putting Greens

Because annual turfgrass species such as *Poa annua* are more strongly regulated by SP5100, careful use of SP5100 on putting greens with a high percentage of *Poa annua* can shift the competitive balance between bentgrass and *Poa annua* to favor bentgrass. Follow normal management practices such as fertilization, aeration and interseeding/overseeding that encourages growth of bentgrass. Use of SP5100 on bentgrass greens may increase putting speed without reducing the height of cut.

- Bentgrass Greens with less than 50% *Poa annua* (annual bluegrass): Apply SP5100 to bentgrass as part of an overall greens management program. An initial application of SP5100 may be made in the spring months after bentgrass greens are growing vigorously and have been mowed 3 or 4 times. Apply SP5100 at a rate of 12.3 to 24.6 fl. oz./acre. Repeat applications of 12.3 to 24.6 fl. oz./acre of SP5100 may be made at 2 to 4 week intervals through early fall.
- Bentgrass Greens with more than 50% *Poa annua* (annual bluegrass): Apply SP5100 to bentgrass greens at a rate of 12.3 fl. oz./acre in the spring months after bentgrass greens are growing vigorously and have been mowed 3 or 4 times. Repeat applications of 12.3 to 24.6 fl. oz./acre of SP5100 may be made at 2 to 4 week intervals through early fall.

- Kentucky Bluegrass, Perennial Ryegrass

Apply SP5100 to Kentucky bluegrass and perennial ryegrass at a rate of 36.9 to 49.2 fl. oz./acre in early spring following resumption of active growth of the grass. Repeat applications of 24.6 to 49.2 fl. oz./acre of SP5100 may be made at 3 to 6 week intervals until late summer or early fall. Normal management practices such as fertilization, aeration and interseeding/overseeding will encourage growth of bluegrass and/or ryegrass.

**TABLE 3**  
**Rate Ranges for *Poa annua* (Annual Bluegrass) Conversion to Perennial Turfgrasses with SP5100 Using a Multiple Application Program**

Turfgrass Species	% <i>Poa annua</i>	Initial Spring Application <sup>†</sup>	Repeat Applications <sup>†</sup>	
		Fl. Oz. SP5100/A	Fl. Oz. SP5100/A	Treatment Interval
Bentgrass (golf course fairway)	0 - 80%	24.6 to 49.2	12.3 to 49.2	2 to 6 weeks
Bentgrass Putting Greens	Less than 50%	12.3 to 24.6	12.3 to 24.6	2 to 4 weeks
	More than 50%	12.3	12.3 to 24.6	2 to 4 weeks
Kentucky Bluegrass/ Perennial Ryegrass Fairways	0 - 80%	36.9 to 49.2	24.6 to 49.2	3 to 6 weeks

<sup>†</sup> Apply in early spring following resumption of active growth of the grass. Fall applications must be discontinued 4 weeks before the onset of inactive grass growth or winter dormancy.

- **Alternative Spring/Fall Application Program** - The alternative spring/fall application program selectively suppresses *Poa annua* growth in perennial turfgrass species. Injury or

15  
28

discoloration of *Poa annua* is expected within 7 to 10 days of application. Cultural practices such as fertilization, aeration and interseeding/overseeding should be performed in conjunction with SP5100 applications to encourage growth of the perennial turfgrass species.

- **Bentgrass or Kentucky Bluegrass/Perennial Ryegrass fairways with less than 50% *Poa annua* (annual bluegrass):** An alternative spring/fall treatment program for management of *Poa annua* in fairways containing less than 50% *Poa annua* is to apply 73.8 fl. oz./acre of SP5100 following resumption of active bentgrass or Kentucky Bluegrass/Perennial Ryegrass growth in the spring. A second application of 49.2 fl. oz./acre of SP5100 may be made in the early fall. Interseed/overseed with Bentgrass or Kentucky Bluegrass/Perennial Ryegrass 3 to 4 weeks following early fall application.
- **Bentgrass or Kentucky Bluegrass/Perennial Ryegrass fairways with more than 50% *Poa annua* (annual bluegrass):** Apply SP5100 at a rate of 49.2 to 73.8 fl. oz./acre in late summer or early fall. Interseed/overseed with bentgrass or Kentucky Bluegrass/Perennial Ryegrass 3 to 4 weeks following late summer or early fall application. Apply an additional 49.2 fl. oz./acre of SP5100 the following spring after resumption of active growth of bentgrass or Kentucky Bluegrass/Perennial Ryegrass.

Turfgrass Species	% <i>Poa annua</i>	Spring/Fall application <sup>†</sup> (Fl. Oz. SP5100/A)
Bentgrass or Kentucky Bluegrass/Perennial Ryegrass Fairways	Less than 50%	73.8 in spring; 49.2 in fall
	More than 50%	49.2 to 73.8 in late summer or early fall; 49.2 the following spring

<sup>†</sup> Apply in early spring following resumption of active growth of the grass. Fall applications must be discontinued 4 weeks before the onset of inactive grass growth or winter dormancy.

**Dollar Spot (*Sclerotinia Homoeocarpa*) Suppression by SP5100 in Creeping Bentgrass**

The active ingredient in SP5100 is from the pyrimidine class of chemistry which is structurally similar to pyrimidine fungicides that provide Dollar Spot control. Programmed applications of SP5100 for turf growth suppression or *Poa annua* conversion have also been shown to suppress Dollar Spot incidence in creeping bentgrass fairways, greens and tees. Research results have shown SP5100 applications at labeled rates and application intervals can significantly reduce Dollar Spot incidence and populations when compared to untreated control plots. SP5100 must not be used to replace labeled fungicides for the control of Dollar Spot; rather programmed use of SP5100 may result in longer or improved control of Dollar Spot in conjunction with conventional fungicides, or delays in the appearance of Dollar Spot disease, thus leading to the potential for an overall reduction in annual fungicide use.

**Edging and Banding Applications for Growth Regulation of Perennial Turfgrass Species**

SP5100 can be applied to turfgrass in edging and banding applications along the perimeter of lawns, landscape beds, sidewalks, curbs, parking lots, driveways, posts, mailboxes, building structures, gravestones, and fences. SP5100 should be applied in a 6 inch band width with a single nozzle sprayer. Repeat at 8 to 12 week intervals. The maximum number of seasonal applications is determined by the sum of the rates applied, not to exceed 3.0 lbs ai/A or 295.4 fl. oz. SP5100/A.

16  
28

Turfgrass Species	Fl. Oz. SP5100/A	Fl. Oz. SP5100 per 1 Gallon of Water in Backpack Sprayers <sup>1</sup>
<b>Cool Season Turfgrasses</b>		
Bentgrass	49.2 to 98.4	1.2 to 2.5
Kentucky Bluegrass	73.8 to 147.6	1.9 to 3.7
Perennial Ryegrass	73.8 to 147.6	1.9 to 3.7
Tall Fescue	73.8 to 147.6	1.9 to 3.7
<b>Warm Season Turfgrasses</b>		
328 Hybrid Bermudagrass	36.9 to 49.2	0.9 to 1.2
419 Hybrid Bermudagrass	49.2 to 98.4	1.2 to 2.5
Common Bermudagrass	73.8 to 147.6	1.9 to 3.7
Seashore Paspalum	49.2 to 98.4	1.2 to 2.5
St. Augustinegrass	49.2 to 98.4	1.2 to 2.5
Zoysiagrass	49.2 to 98.4	1.2 to 2.5

<sup>1</sup>For backpack sprayers. Assuming a spray volume of 40 gallons per acre, one (1) gallon of spray solution will treat 2,180 linear feet with a six (6) inch band width.

**STORAGE AND DISPOSAL**

Do not contaminate water, food, or feed by storage or disposal.

**Pesticide Storage:** Store in original container only. In case of leak or spill, contain material and dispose as waste.

**Pesticide Disposal:** Wastes resulting from use of this product may be used on site according to use directions or disposed of at an approved waste disposal facility.

**Nonrefillable Container Handling (rigid, 5 gallons or less):** Do not reuse or refill this container. Triple rinse container (or equivalent) promptly after emptying. Triple rinse as follows: Empty the remaining contents into application equipment or a mix tank and drain for 10 seconds after the flow begins to drip. Fill the container ¼ full with water and recap. Shake for 10 seconds. Pour rinsate into application equipment or a mix tank or store rinsate for later use or disposal. Drain for 10 seconds after the flow begins to drip. Repeat the procedure two more times. Then offer the container for recycling (if available) or reconditioning, or puncture and dispose of in a sanitary landfill, or incineration, or, if allowed by State and local authorities, by burning. If burned, stay out of smoke.

**Nonrefillable Container Handling (rigid, larger than 5 gal):** Do not reuse or refill this container. Triple rinse container (or equivalent) promptly after emptying. Triple rinse as follows: Empty the remaining contents into application equipment or a mix tank. Fill the container 1/4 full with water. Replace and tighten closures. Tip container on its side and roll it back and forth, ensuring at least one complete revolution, for 30 seconds. Stand the container on its end and tip it back and forth several times. Turn the container over onto its other end and tip it back and forth several times. Empty the rinsate into application equipment or a mix tank, treatment area, or store rinsate for later use or disposal. Repeat this procedure two more times. Then offer for recycling (if available) or reconditioning, or puncture and dispose of in a sanitary landfill, or by incineration, or if allowed by state and local authorities, by burning. If burned, stay out of smoke.



17  
28**TERMS AND CONDITIONS OF USE**

If terms of the following *Warranty Disclaimer*, *Inherent Risks of Use* and *Limitation of Remedies* are not acceptable, return unopened package at once to the seller for a full refund of purchase price paid. Otherwise, to the extent consistent with applicable law, use by the buyer or any other user constitutes acceptance of the terms under *Warranty Disclaimer*, *Inherent Risks of Use*, and *Limitation of Remedies*.

**WARRANTY DISCLAIMER**

SePRO Corporation warrants that the product conforms to the chemical description on the label and is reasonably fit for the purposes stated on the label when used in strict accordance with the directions, subject to the inherent risks set forth below. TO THE EXTENT CONSISTENT WITH APPLICABLE LAW, SEPRO CORPORATION MAKES NO OTHER EXPRESS OR IMPLIED WARRANTY OF MERCHANTABILITY OR FITNESS FOR A PARTICULAR PURPOSE OR ANY OTHER EXPRESS OR IMPLIED WARRANTY.

**INHERENT RISKS OF USE**

It is impossible to eliminate all risks associated with use of this product. Plant injury, lack of performance, or other unintended consequences may result because of such factors as use of the product contrary to label instructions (including conditions noted on the label such as unfavorable temperatures, soil conditions, etc.), abnormal conditions (such as excessive rainfall, drought, tornadoes, hurricanes), presence of other materials, the manner of application, or other factors, all of which are beyond the control of SePRO Corporation or the seller. To the extent consistent with applicable law, all such risks shall be assumed by buyer.

**LIMITATION OF REMEDIES**

To the extent consistent with applicable law, the exclusive remedy for losses or damages resulting from this product (including claims based on contract, negligence, strict liability, or other legal theories) shall be limited to, at SePRO Corporation's election, one of the following:

- (1) Refund of purchase price paid by buyer or user for product bought, or
- (2) Replacement of amount of product used.

To the extent consistent with applicable law, SePRO Corporation shall not be liable for losses or damages resulting from handling or use of this product unless SePRO Corporation is promptly notified of such losses or damages in writing. In no case shall SePRO Corporation be liable for consequential or incidental damages or losses.

The terms of the *Warranty Disclaimer*, *Inherent Risks of Use* and this *Limitation of Remedies* cannot be varied by any written or verbal statements or agreements. No employee or sales agent of SePRO Corporation or the seller is authorized to vary or exceed the terms of the *Warranty Disclaimer* or this *Limitation of Remedies* in any manner.

© Copyright \_\_\_\_ SePRO Corporation

Primo MAXX® is a registered trademark of Syngenta Crop Protection.

\* Trademark of SePRO Corporation

18  
28

[Editor's note: Version A sub-label - turfgrass uses.]  
[Base label for ALL containers]



**NOTIFICATION**

MAR 26 2012

**SP5100**

Turf Growth Regulator

FOR GROWTH MANAGEMENT AND QUALITY IMPROVEMENT OF PERENNIAL COOL AND WARM SEASON TURFGRASSES ON GOLF COURSES.

**Active Ingredient:**

flurprimidol:  $\alpha$ -(1-methylethyl)- $\alpha$ -[4-(trifluoromethoxy)phenyl]-5-pyrimidinemethanol ..... 16.0%

**Other Ingredients** ..... 84.0%

**TOTAL** ..... 100.0%

Contains 1.3 pounds active ingredient per one (1) U.S. gallon.

**PRECAUTIONARY STATEMENTS**

**Hazards to Humans and Domestic Animals**

Causes substantial but temporary eye injury. Do not get in eyes or on clothing. Wear protective eyewear (goggles, face shield, or safety glasses).

**Keep Out of Reach of Children**

**WARNING / AVISO**

Si usted no entiende la etiqueta, busque a alguien para que se la explique a usted en detalle. (If you do not understand the label, find someone to explain it to you in detail).

FIRST AID	
<b>If in eyes</b>	<ul style="list-style-type: none"> <li>Hold eye open and rinse slowly and gently with water for 15 - 20 minutes. Remove contact lenses, if present, after the first 5 minutes, then continue rinsing eye.</li> <li>Call a poison control center or doctor for treatment advice.</li> </ul>
<b>If swallowed</b>	<ul style="list-style-type: none"> <li>Call a poison control center or doctor immediately for treatment advice.</li> <li>Have person sip a glass of water if able to swallow.</li> <li>Do not induce vomiting unless told to do so by a poison control center or doctor.</li> <li>Do not give anything by mouth to an unconscious person.</li> </ul>
<b>If on skin or clothing</b>	<ul style="list-style-type: none"> <li>Take off contaminated clothing.</li> <li>Rinse skin immediately with plenty of water for 15 - 20 minutes.</li> <li>Call a poison control center or doctor for treatment advice.</li> </ul>
<b>If inhaled</b>	<ul style="list-style-type: none"> <li>Move person to fresh air.</li> <li>If person is not breathing, call 911 or an ambulance, then give artificial respiration, preferably mouth-to-mouth if possible.</li> <li>Call a poison control center or doctor for further treatment advice.</li> </ul>

19  
28

Have the product container or label with you when calling a poison control center or doctor, or going for treatment. In case of emergency endangering health or the environment involving this product, call **INFOTRAC** at **1-800-535-5053**.

**STORAGE AND DISPOSAL**

Do not contaminate water, food, or feed by storage or disposal.

**Pesticide Storage:** Store in original container only. In case of leak or spill, contain material and dispose as waste.

**Pesticide Disposal:** Wastes resulting from use of this product may be used on site according to use directions or disposed of at an approved waste disposal facility.

**Nonrefillable Container Handling (rigid, 5 gallons or less):** Do not reuse or refill this container. Triple rinse container (or equivalent) promptly after emptying. Triple rinse as follows: Empty the remaining contents into application equipment or a mix tank and drain for 10 seconds after the flow begins to drip. Fill the container 1/4 full with water and recap. Shake for 10 seconds. Pour rinsate into application equipment or a mix tank or store rinsate for later use or disposal. Drain for 10 seconds after the flow begins to drip. Repeat the procedure two more times. Then offer the container for recycling (if available) or reconditioning, or puncture and dispose of in a sanitary landfill, or incineration, or, if allowed by State and local authorities, by burning. If burned, stay out of smoke.

**Nonrefillable Container Handling (rigid, larger than 5 gal):** Do not reuse or refill this container. Triple rinse container (or equivalent) promptly after emptying. Triple rinse as follows: Empty the remaining contents into application equipment or a mix tank. Fill the container 1/4 full with water. Replace and tighten closures. Tip container on its side and roll it back and forth, ensuring at least one complete revolution, for 30 seconds. Stand the container on its end and tip it back and forth several times. Turn the container over onto its other end and tip it back and forth several times. Empty the rinsate into application equipment or a mix tank, treatment area, or store rinsate for later use or disposal. Repeat this procedure two more times. Then offer for recycling (if available) or reconditioning, or puncture and dispose of in a sanitary landfill, or by incineration, or if allowed by state and local authorities, by burning. If burned, stay out of smoke.

**Refer to label booklet for additional precautionary information and directions for use including First Aid and storage and disposal.**

**Notice:** Read the entire label before using. Use only according to label directions. **Before buying or using this product, read Terms and Conditions of Use, Warranty Disclaimer, Inherent Risks of Use and Limitation of Remedies inside label booklet.**

EPA Reg. No. 67690-51  
FPL20120314

EPA Est. No. \_\_\_\_\_  
SPC - \_\_\_\_\_

**SePRO Corporation** 11550 N. Meridian St., Ste. 600, Carmel, IN 46032 U.S.A.

**Turf Growth Regulator**

**Net Contents** \_\_\_\_\_  
Refillable / Nonrefillable container

20  
28

[Editor's note: Version B sub-label - Ornamental Uses.]  
[Front label, ALL containers]



# SP5100

## Turf Growth Regulator

FOR GROWTH MANAGEMENT AND TERMINAL GROWTH SUPPRESSION OF LANDSCAPE HEDGES, ORNAMENTAL SHRUBS, PERENNIAL GROUND COVERS AND HERBACEOUS PERENNIALS.

**Active Ingredient:**

flurprimidol:  $\alpha$ -(1-methylethyl)- $\alpha$ -[4-(trifluoromethoxy)phenyl]-5-pyrimidinemethanol ..... 16.0%

**Other Ingredients** ..... 84.0%

**TOTAL** ..... 100.0%

Contains 1.3 pounds active ingredient per one (1) U.S. gallon.

### Keep Out of Reach of Children

### WARNING / AVISO

Si usted no entiende la etiqueta, busque a alguien para que se la explique a usted en detalle. (If you do not understand the label, find someone to explain it to you in detail).

**FIRST AID**

<b>If in eyes</b>	<ul style="list-style-type: none"> <li>• Hold eye open and rinse slowly and gently with water for 15 - 20 minutes. Remove contact lenses, if present, after the first 5 minutes, then continue rinsing eye.</li> <li>• Call a poison control center or doctor for treatment advice.</li> </ul>
<b>If swallowed</b>	<ul style="list-style-type: none"> <li>• Call a poison control center or doctor immediately for treatment advice.</li> <li>• Have person sip a glass of water if able to swallow.</li> <li>• Do not induce vomiting unless told to do so by a poison control center or doctor.</li> <li>• Do not give anything by mouth to an unconscious person.</li> </ul>
<b>If on skin or clothing</b>	<ul style="list-style-type: none"> <li>• Take off contaminated clothing.</li> <li>• Rinse skin immediately with plenty of water for 15 - 20 minutes.</li> <li>• Call a poison control center or doctor for treatment advice.</li> </ul>
<b>If inhaled</b>	<ul style="list-style-type: none"> <li>• Move person to fresh air.</li> <li>• If person is not breathing, call 911 or an ambulance, then give artificial respiration, preferably mouth-to-mouth if possible.</li> <li>• Call a poison control center or doctor for further treatment advice.</li> </ul>

Have the product container or label with you when calling a poison control center or doctor, or going for treatment. In case of emergency endangering health or the environment involving this product, call **INFOTRAC at 1-800-535-5053**.

Refer to inside of label booklet for additional precautionary information and directions for use, including First Aid and storage and disposal.

21  
28

**Notice:** Read the entire label before using. Use only according to label directions. **Before buying or using this product, read *Terms and Conditions of Use, Warranty Disclaimer, Inherent Risks of Use and Limitation of Remedies* inside label booklet.**


EPA Reg. No. 67690-51  
FPL20120314

EPA Est. No. \_\_\_\_\_  
SPC - \_\_\_\_\_

**SePRO Corporation** 11550 N. Meridian St., Ste. 600, Carmel, IN 46032 U.S.A.

**Landscape/ornamental Growth Regulator**

**Net Contents** \_\_\_\_\_  
Refillable / Nonrefillable container



*[Editor's note: Version B sub-label - Ornamental Uses.]*  
*[Label booklet text]*

---

## PRECAUTIONARY STATEMENTS

---

### Hazards to Humans and Domestic Animals

Causes substantial but temporary eye injury. Do not get in eyes or on clothing. Wear protective eyewear (goggles, face shield, or safety glasses).

**Keep Out of Reach of Children**

## WARNING / AVISO

### PERSONAL PROTECTIVE EQUIPMENT (PPE)

Applicators and other handlers must wear:

- Long-sleeved shirt and long pants;
- Shoes plus socks; and
- Protective eyewear.

#### User Safety Requirements

Follow manufacturer's instructions for cleaning/maintaining PPE. If no such instructions for washables exist, use detergent and hot water. Keep and wash PPE separately from other laundry. Discard clothing and other absorbent materials that have been drenched or heavily contaminated with this product's concentrate. Do not reuse them.

### USER SAFETY RECOMMENDATIONS

Users should:

- Wash hands before eating, drinking, chewing gum, using tobacco, or using the toilet.
- Remove clothing/PPE immediately if pesticide gets inside. Then wash thoroughly and put on clean clothing.
- Remove PPE immediately after handling this product. Wash the outside of gloves before removing. As soon as possible, wash thoroughly and change into clean clothing.

### ENVIRONMENTAL HAZARDS

Do not apply directly to water, or to areas where surface water is present or to intertidal areas below the mean high water mark. Do not contaminate water when cleaning equipment or disposing of equipment water or rinsate.

---

### DIRECTIONS FOR USE

---

It is a violation of Federal Law to use this product in a manner inconsistent with its labeling. Read all directions for use carefully before applying this product. Use only according to label directions.

#### Avoid Spray Drift

Applications must be made only when there is no hazard for spray drift. Very small quantities of spray, which may not be visible, may seriously injure susceptible plants. **Do not spray when wind is greater than 10 mph.** Avoiding spray drift at the application site is the responsibility of the applicator. The interaction of many equipment and weather related factors determine the potential for spray drift. The applicator is responsible for considering all these factors when making decisions.

**INFORMATION FOR GROWTH MANAGEMENT AND TERMINAL GROWTH SUPPRESSION OF LANDSCAPE HEDGES, ORNAMENTAL SHRUBS, PERENNIAL GROUND COVERS AND HERBACEOUS PERENNIALS.**

SP5100 is a systemic plant growth regulator for use on landscape hedges, ornamental shrubs, perennial ground covers and herbaceous perennials. Treated plants require less trimming and exhibit a more compact growth form. Growth suppression is achieved by inhibition of gibberellin biosynthesis resulting in reduced internode elongation in terminal shoot growth. Smaller leaves and intensified greening occur in some species. SP5100 absorbed by plant roots is translocated to above-ground growing points within water conducting tissues. SP5100 movement in plants occurs in response to evaporative water loss (transpiration) from leaf surfaces.

Time required for onset of growth suppression may vary from 2 to 4 weeks for herbaceous species up to an entire growing season for certain woody plants. Time from application until onset of growth regulation depends on the rate of water loss from foliage and the rate of water movement through woody stems. In general, growth suppression will be slower to appear and of longer duration in plants with a larger mass of woody tissue. Duration of growth suppression may range from 3 to 12 months, depending upon plant species treated.

The amount of SP5100 required for optimum growth regulation is dependent upon plant characteristics (stem mass, height and foliage volume), environmental setting (exposure to sunlight, temperature conditions, rainfall/irrigation and soil texture), and species tolerance. Because of these interacting factors, plant response to a given application rate of SP5100 may vary according to local conditions. Users should establish specific applications (within the ranges specified in Table 1) for different species in small scale treatments under actual use conditions.

Activation of SP5100 requires at least 1/2 inch of rainfall or sprinkler irrigation. Periodic rainfall or irrigation is needed to maintain uniform growth regulation activity. Avoid irrigation in excess of plant requirements.

**Use Precautions:**

- Use SP5100 only on vigorous, well-established plantings.
- Do not use SP5100 on plants from which fruits, nuts or other commodities may be produced for human consumption or livestock feed.
- Do not apply to annual bedding plants or trees.
- Avoid application when weather conditions favor movement of spray drift from treatment area.
- Do not allow runoff to occur during initial irrigation of treated areas.
- Do not apply this product through any type of chemigation system.

**Note:** Nontarget plants with roots which extend into soil containing SP5100 may exhibit growth regulation.

**Antidote:** Gibberellin may be applied as an antidote to stimulate terminal shoot growth of over-regulated plants.

24  
28

**Application Timing:**

Apply SP5100 as needed for shoot growth suppression of landscape hedges, ornamental shrubs, perennial ground covers and herbaceous perennials. Apply SP5100 in conjunction with pruning or trimming of target species. For best results, shape or prune plants on the day of SP5100 application or 1 to 5 days before or after application. Frequent trimming and loss of leaves encourages more rapid dissipation of growth regulator effects in treated plants.

**Reapplication:**

To avoid over-application of SP5100, make repeat applications only after growth regulation from the prior treatment has expired (up to 1 year is required in most plants). Reapply SP5100 only when growth regulation begins to decline from a desired level. Apply repeat treatments every 3 to 12 months.

**Application Rates – Ornamental Shrubs, Perennial Ground Covers, and Herbaceous Perennials**

The amount of SP5100 required for an optimum growth regulation response is dependent upon the height and mass of woody stems, foliage volume, sunlight exposure, soil texture, rainfall and temperature conditions, and species tolerance. Cultural practices such as frequency of irrigation, fertilization and timing of application may also affect the response to SP5100 treatment. Because of these factors, plant response to a given application rate of SP5100 may vary according to local conditions. Users should establish specific application rates for different species in small scale treatments under actual use conditions. Refer to Table 1, *SP5100 Rate Directions for Established Ornamental Shrubs, Perennial Ground Covers and Herbaceous Perennials*, for rate directions.

**For spot treatment applications to landscape ornamentals contained in beds less than one acre (43,560 ft<sup>2</sup>), DO NOT exceed 3 lbs ai/A/year or 295 fl oz/A/year over the entire acre containing the spot treatments.**

<b>TABLE 1</b>	
<b>SP5100 Rate Directions for Established Ornamental Shrubs and Hedges, Perennial Ground Covers and Herbaceous Perennials</b>	
<b>Landscape Ornamental<sup>1</sup></b>	<b>SP5100 (Fl oz/1,000 ft<sup>2</sup>)</b>
Perennial Non-Woody Ground Covers and Herbaceous Perennials	1.3
	2.25
Shrubs and Hedges <sup>3</sup> , and Perennial Woody Ground Covers	2.25
	3.40
	4.50 <sup>2</sup>
	5.65 <sup>2</sup>
	6.78 <sup>2</sup>

<sup>1</sup> **NOTICE TO USERS:** The amount of SP5100 required for optimum growth regulation response is dependent upon the height and mass of woody stems, foliage volume, sunlight exposure, soil texture, rainfall and temperature conditions, and species tolerance. The users should evaluate SP5100 on a small area prior to large scale applications to target landscape ornamentals

<sup>2</sup> Rates designated for spot treatments only to dripline areas of landscape ornamentals less than 20,000 ft<sup>2</sup> over the entire acre containing the spot treatments. For spot treatments do not apply to areas greater than 20,000 ft<sup>2</sup>.

<sup>3</sup> Rates designated for spot treatment to individual plants, Do not apply more than 0.5 fl oz SP5100/plant in water (35:1 water:SP5100), to more than 590 plants per acre.



**Mixing and Application:**

Apply SP5100 in a spray volume of at least 5 gallons per 1000 ft<sup>2</sup>. Add the correct volume of SP5100 and mix thoroughly. If backpack equipment is used, shake the spray tank to ensure thorough mixing and repeat every few minutes while applying to maintain a uniform spray mixture. If power equipment is used, agitate continuously.

Apply SP5100 spray uniformly over the treatment area. Use low pressure and coarse spray to prevent drift to nontarget plants. Sprays may be applied over the top of low growing woody plants and perennial ground covers or directed at the soil beneath shrubs or hedges.

**STORAGE AND DISPOSAL**

Do not contaminate water, food, or feed by storage or disposal.

**Pesticide Storage:** Store in original container only. In case of leak or spill, contain material and dispose as waste.

**Pesticide Disposal:** Wastes resulting from use of this product may be used on site according to use directions or disposed of at an approved waste disposal facility.

**Nonrefillable Container Handling (rigid, 5 gallons or less):** Do not reuse or refill this container. Triple rinse container (or equivalent) promptly after emptying. Triple rinse as follows: Empty the remaining contents into application equipment or a mix tank and drain for 10 seconds after the flow begins to drip. Fill the container ¼ full with water and recap. Shake for 10 seconds. Pour rinsate into application equipment or a mix tank or store rinsate for later use or disposal. Drain for 10 seconds after the flow begins to drip. Repeat the procedure two more times. Then offer the container for recycling (if available) or reconditioning, or puncture and dispose of in a sanitary landfill, or incineration, or, if allowed by State and local authorities, by burning. If burned, stay out of smoke.

**Nonrefillable Container Handling (rigid, larger than 5 gal):** Do not reuse or refill this container. Triple rinse container (or equivalent) promptly after emptying. Triple rinse as follows: Empty the remaining contents into application equipment or a mix tank. Fill the container 1/4 full with water. Replace and tighten closures. Tip container on its side and roll it back and forth, ensuring at least one complete revolution, for 30 seconds. Stand the container on its end and tip it back and forth several times. Turn the container over onto its other end and tip it back and forth several times. Empty the rinsate into application equipment or a mix tank, treatment area, or store rinsate for later use or disposal. Repeat this procedure two more times. Then offer for recycling (if available) or reconditioning, or puncture and dispose of in a sanitary landfill, or by incineration, or if allowed by state and local authorities, by burning. If burned, stay out of smoke.

**TERMS AND CONDITIONS OF USE**

If terms of the following *Warranty Disclaimer, Inherent Risks of Use and Limitation of Remedies* are not acceptable, return unopened package at once to the seller for a full refund of purchase price paid. Otherwise, to the extent consistent with applicable law, use by the buyer or any other user constitutes acceptance of the terms under *Warranty Disclaimer, Inherent Risks of Use, and Limitation of Remedies*.

**WARRANTY DISCLAIMER**

SePRO Corporation warrants that the product conforms to the chemical description on the label and is reasonably fit for the purposes stated on the label when used in strict accordance with the directions, subject to the inherent risks set forth below. TO THE EXTENT CONSISTENT WITH APPLICABLE LAW, SEPRO CORPORATION MAKES NO OTHER

26  
28

EXPRESS OR IMPLIED WARRANTY OF MERCHANTABILITY OR FITNESS FOR A PARTICULAR PURPOSE OR ANY OTHER EXPRESS OR IMPLIED WARRANTY.

**INHERENT RISKS OF USE**

It is impossible to eliminate all risks associated with use of this product. Plant injury, lack of performance, or other unintended consequences may result because of such factors as use of the product contrary to label instructions (including conditions noted on the label such as unfavorable temperatures, soil conditions, etc.), abnormal conditions (such as excessive rainfall, drought, tornadoes, hurricanes), presence of other materials, the manner of application, or other factors, all of which are beyond the control of SePRO Corporation or the seller. To the extent consistent with applicable law, all such risks shall be assumed by buyer.

**LIMITATION OF REMEDIES**

To the extent consistent with applicable law, the exclusive remedy for losses or damages resulting from this product (including claims based on contract, negligence, strict liability, or other legal theories) shall be limited to, at SePRO Corporation's election, one of the following:

- (3) Refund of purchase price paid by buyer or user for product bought, or
- (4) Replacement of amount of product used.

To the extent consistent with applicable law, SePRO Corporation shall not be liable for losses or damages resulting from handling or use of this product unless SePRO Corporation is promptly notified of such losses or damages in writing. In no case shall SePRO Corporation be liable for consequential or incidental damages or losses.

The terms of the *Warranty Disclaimer*, *Inherent Risks of Use* and this *Limitation of Remedies* cannot be varied by any written or verbal statements or agreements. No employee or sales agent of SePRO Corporation or the seller is authorized to vary or exceed the terms of the *Warranty Disclaimer* or this *Limitation of Remedies* in any manner.

© Copyright \_\_\_\_ SePRO Corporation

\* Trademark of SePRO Corporation



27  
28

[Editor's note: Version B sub-label - Ornamental Uses.]  
[Base label for ALL containers]



# SP5100

## Turf Growth Regulator

FOR GROWTH MANAGEMENT AND TERMINAL GROWTH SUPPRESSION OF LANDSCAPE HEDGES, ORNAMENTAL SHRUBS, PERENNIAL GROUND COVERS AND HERBACEOUS PERENNIALS.

**Active Ingredient:**

flurprimidol:  $\alpha$ -(1-methylethyl)- $\alpha$ -[4-(trifluoromethoxy)phenyl]-5-pyrimidinemethanol ..... 16.0%

**Other Ingredients** ..... 84.0%

**TOTAL** ..... 100.0%

Contains 1.3 pounds active ingredient per one (1) U.S. gallon.

---

### PRECAUTIONARY STATEMENTS

---

#### Hazards to Humans and Domestic Animals

**Causes substantial but temporary eye injury. Do not get in eyes or on clothing. Wear protective eyewear (goggles, face shield, or safety glasses).**

#### Keep Out of Reach of Children

### WARNING / AVISO

Si usted no entiende la etiqueta, busque a alguien para que se la explique a usted en detalle. (If you do not understand the label, find someone to explain it to you in detail).

FIRST AID	
<b>If in eyes</b>	<ul style="list-style-type: none"> <li>Hold eye open and rinse slowly and gently with water for 15 - 20 minutes. Remove contact lenses, if present, after the first 5 minutes, then continue rinsing eye.</li> <li>Call a poison control center or doctor for treatment advice.</li> </ul>
<b>If swallowed</b>	<ul style="list-style-type: none"> <li>Call a poison control center or doctor immediately for treatment advice.</li> <li>Have person sip a glass of water if able to swallow.</li> <li>Do not induce vomiting unless told to do so by a poison control center or doctor.</li> <li>Do not give anything by mouth to an unconscious person.</li> </ul>
<b>If on skin or clothing</b>	<ul style="list-style-type: none"> <li>Take off contaminated clothing.</li> <li>Rinse skin immediately with plenty of water for 15 - 20 minutes.</li> <li>Call a poison control center or doctor for treatment advice.</li> </ul>
<b>If inhaled</b>	<ul style="list-style-type: none"> <li>Move person to fresh air.</li> <li>If person is not breathing, call 911 or an ambulance, then give artificial respiration, preferably mouth-to-mouth if possible.</li> <li>Call a poison control center or doctor for further treatment advice.</li> </ul>

28  
28

Have the product container or label with you when calling a poison control center or doctor, or going for treatment. In case of emergency endangering health or the environment involving this product, call **INFOTRAC** at **1-800-535-5053**.

**STORAGE AND DISPOSAL**

Do not contaminate water, food, or feed by storage or disposal.

**Pesticide Storage:** Store in original container only. In case of leak or spill, contain material and dispose as waste.

**Pesticide Disposal:** Wastes resulting from use of this product may be used on site according to use directions or disposed of at an approved waste disposal facility.

**Nonrefillable Container Handling (rigid, 5 gallons or less):** Do not reuse or refill this container. Triple rinse container (or equivalent) promptly after emptying. Triple rinse as follows: Empty the remaining contents into application equipment or a mix tank and drain for 10 seconds after the flow begins to drip. Fill the container 1/4 full with water and recap. Shake for 10 seconds. Pour rinsate into application equipment or a mix tank or store rinsate for later use or disposal. Drain for 10 seconds after the flow begins to drip. Repeat the procedure two more times. Then offer the container for recycling (if available) or reconditioning, or puncture and dispose of in a sanitary landfill, or incineration, or, if allowed by State and local authorities, by burning. If burned, stay out of smoke.

**Nonrefillable Container Handling (rigid, larger than 5 gal):** Do not reuse or refill this container. Triple rinse container (or equivalent) promptly after emptying. Triple rinse as follows: Empty the remaining contents into application equipment or a mix tank. Fill the container 1/4 full with water. Replace and tighten closures. Tip container on its side and roll it back and forth, ensuring at least one complete revolution, for 30 seconds. Stand the container on its end and tip it back and forth several times. Turn the container over onto its other end and tip it back and forth several times. Empty the rinsate into application equipment or a mix tank, treatment area, or store rinsate for later use or disposal. Repeat this procedure two more times. Then offer for recycling (if available) or reconditioning, or puncture and dispose of in a sanitary landfill, or by incineration, or if allowed by state and local authorities, by burning. If burned, stay out of smoke.

**Refer to label booklet for additional precautionary information and directions for use including First Aid and storage and disposal.**

**Notice:** Read the entire label before using. Use only according to label directions. **Before buying or using this product, read Terms and Conditions of Use, Warranty Disclaimer, Inherent Risks of Use and Limitation of Remedies inside label booklet.**

EPA Reg. No. 67690-51  
FPL20120314

EPA Est. No. \_\_\_\_\_  
SPC - \_\_\_\_\_

**SePRO Corporation** 11550 N. Meridian St., Ste. 600, Carmel, IN 46032 U.S.A.

**Landscape/Ornamental Growth Regulator**

**Net Contents** \_\_\_\_\_  
Refillable / Nonrefillable container