

67690-40

6/30/2010

1/18



UNITED STATES ENVIRONMENTAL PROTECTION AGENCY
WASHINGTON, D.C. 20460

OFFICE OF CHEMICAL SAFETY
AND POLLUTION PREVENTION

JUN 30 2010

Amy Dugger-Ronyak
Regulatory Affairs Specialist
SePRO Corporation
11550 N. Meridian Street, Suite 600
Carmel, IN 46032

SUBJECT: Applications for Pesticide Notification: Label Changes per PR Notices (PRNs) 98-10,
2001-5, and 2007-4
Pipron LC
ProMITE 50WP
Applications Dated May 15, 2009

EPA Reg. No. 67690- 1
EPA Reg. No. 67690-40

Dear Ms. Dugger-Ronyak:

The Agency is in receipt of your Applications for Pesticide Notification under Pesticide Registration Notices (PRNs) 98-10, 2001-5, and 2007-4. The Registration Division (RD) has conducted a review of these requests for applicability under PRN 98-10, 2001-5, and 2007-4 and finds that the label changes requested fall within the scope of these PRNs. The labels have been date-stamped "Notification" and will be placed in our records.

Please be reminded that 40 CFR Part 156.140(a)(4) requires that a batch code, lot number, or other code identify the batch of the pesticide distributed and sold be placed on nonrefillable containers. The code may appear either on the label (and can be added by non-notification/PR Notice 98-10) or durably marked on the container itself.

If you have any questions, please contact me directly at 703-305-6249 or Terri Stowe of my staff at 703-305-6117.

Sincerely,

Linda Arrington
Notifications & Minor Formulations Team Leader
Registration Division (7505P)
Office of Pesticide Programs



United States
Environmental Protection Agency
Washington, DC 20460

<input type="checkbox"/>	Registration
<input checked="" type="checkbox"/>	Amendment
<input type="checkbox"/>	Other

OPP Identifier Number

Application for Pesticide - Section I

1. Company/Product Number 67690-40	2. EPA Product Manager George LaRocca	3. Proposed Classification <input type="checkbox"/> None <input checked="" type="checkbox"/> Restricted
4. Company/Product (Name) ProMITE 50WP	PM# 13	
5. Name and Address of Applicant (Include ZIP Code) SePRO Corporation 11550 N. Meridian Street, Suite 600 Carmel, IN 46032 <input type="checkbox"/> Check if this is a new address	6. Expedited Review. In accordance with FIFRA Section 3(c)(3) (b)(i), my product is similar or identical in composition and labeling to: <input checked="" type="checkbox"/> EPA Reg. No. 352-658 / 70506-211 Product Name Vendex 50WP	

Section - II

<input checked="" type="checkbox"/> Amendment - Explain below.	<input type="checkbox"/> Final printed labels in response to Agency letter dated _____	NOTIFICATION JUN 30 2010
<input type="checkbox"/> Resubmission in response to Agency letter dated _____	<input type="checkbox"/> "Me Too" Application.	
<input type="checkbox"/> Notification - Explain below.	<input type="checkbox"/> Other - Explain below.	

Explanation: Use additional page(s) if necessary. (For section I and Section II.)

Compliance with PR Notices 98-10, 2001-5, 2007-4 and other changes as described on the label related to water soluble packaging and reduced PPE due to closed loading system.

Section - III

1. Material This Product Will Be Packaged In:				2. Type of Container	
Child-Resistant Packaging <input type="checkbox"/> Yes* <input checked="" type="checkbox"/> No	Unit Packaging <input type="checkbox"/> Yes <input checked="" type="checkbox"/> No	Water Soluble Packaging <input checked="" type="checkbox"/> Yes <input type="checkbox"/> No		<input type="checkbox"/> Metal	<input checked="" type="checkbox"/> Plastic
* Certification must be submitted		If "Yes" Unit Packaging wgt.	No. per container	<input type="checkbox"/> Glass	<input type="checkbox"/> Paper
		1 pound	12	<input type="checkbox"/> Other (Specify)	
3. Location of Net Contents Information <input checked="" type="checkbox"/> Label <input type="checkbox"/> Container		4. Size(s) Retail Container 1 pound X 12		5. Location of Label Directions <input type="checkbox"/> On Label <input checked="" type="checkbox"/> On Labeling accompanying product	
6. Manner in Which Label is Affixed to Product <input type="checkbox"/> Lithograph <input type="checkbox"/> Paper glued <input type="checkbox"/> Stenciled			<input checked="" type="checkbox"/> Other WSP is enclosed in plastic/foil outer pack		

Section - IV

1. Contact Point (Complete items directly below for identification of individual to be contacted, if necessary, to process this application.)			
Name Amy Dugger-Ronyak	Title Regul. Affairs Specialist	Telephone No. (Include Area Code) 317-580-8285	
Certification I certify that the statements I have made on this form and all attachments thereto are true, accurate and complete. I acknowledge that any knowingly false or misleading statement may be punishable by fine or imprisonment both under applicable law.			6. Date Application Received (Stamped)
2. Signature <i>Amy Dugger-Ronyak</i>		3. Title Regulatory Affairs Specialist	
4. Typed Name Amy Dugger-Ronyak		5. Date May 15, 2009	



SePRO Corporation • 11550 North Meridian Street • Suite 600 • Carmel, Indiana 46032-4565
Phone: (317) 580-8282 • Fax: (317) 428-4577

May 15, 2009

Mr. George LaRocca, Product Manager 13
Document Processing Desk (AMEND)
Office of Pesticide Programs (7504P)
U.S. Environmental Protection Agency
Room S-4900, One Potomac Yard
2777 South Crystal Drive.
Arlington, VA 22202-4501

**RE: Amendment and Notification per PRNs 98-10, 2001-5 and 2007-4
ProMITE 50WP, EPA Reg. No. 67690-40**

Dear Mr. LaRocca:

On behalf of SePRO Corporation (EPA Company #67690), I am submitting an amendment for ProMITE 50WP, EPA Reg. No. 67690-40. Changes are described on page one of the label. This registration is a me-too type registration based off EPA Registration Number 352-658 (Vendex 50WP), which was recently transferred to United Phosphorous, Inc. (UPI) and now has the EPA Registration Number of 70506-211.

An updated CSF for ProMITE 50WP was submitted to EPA on January 28, 2009 showing UPI as the source of SePRO's me-too product. To date I have not received confirmation of this update from EPA.

Please find enclosed the following information to support this request:


- EPA Form 8570-1, Application for Pesticide;
- EPA Form 8570-27, Formulator's Exemption Statement; and
- Five (5) copies of the final printed label (one (1) with highlighting showing changes to the label).

If you have any questions regarding this submission, please contact me at (317) 580-8286 or amy@sepro.com.

Sincerely,

A handwritten signature in cursive script that reads "Amy Dugger-Ronyak".

Amy Dugger-Ronyak
Regulatory Affairs Specialist



ProMITE 50WP*

Miticide

EPA Reg. No. 67690-40


NOTIFICATION

JUN 3 0 2010

Registration Notes: Amendment to EPA dated 5/12/2009.

Label changes:

1. Per PRN 2001-5, added language pertaining to pesticide resistance management.
2. Following the EPA Label Review Manual, Chapter 10, added the below statement regarding reduced PPE due to product being a water soluble packet.
 - a. Water-soluble packets, when used correctly, qualify as a closed loading system under the WPS. Handlers handling this product while it is enclosed in intact water soluble packets are permitted to wear the reduced PPE of long-sleeved shirt, long pants, shoes plus socks, a chemical-resistant gloves, and a chemical-resistant apron, provided the other required PPE is immediately available in case the bag is opened.
3. Compliance with PRN 2007-4 by revising storage and disposal language for:
 - a. Nonrefillable, non-rigid containers.
4. Reformatted label and corrected minor typographical errors throughout label as permitted by PRN 98-10.



[Front Base Label for Non-refillable, Non-Rigid Containers]

RESTRICTED USE PESTICIDE

DUE TO ACUTE HUMAN TOXICITY AND VERY HIGH TOXICITY TO AQUATIC ORGANISMS

For retail sale to and use only by Certified Applicators or persons under their direct supervision and only for those uses covered by the Certified Applicator's certification. Direct supervision for this product requires the certified applicator to review federal and supplemental label instructions with all personnel prior to application, mixing, loading, or repair or cleaning of application equipment.



GROUP 12B ACARICIDE

ProMITE* 50WP

Miticide

Water Soluble Pack

Active Ingredient

Fenbutatin-oxide [Hexakis (2-methyl-2-phenylpropyl)distannoxane]..... 50.0%

Other Ingredients 50.0%

Total 100.0%

KEEP OUT OF REACH OF CHILDREN

**DANGER  PELIGRO
POISON**

Si usted no entiende la etiqueta, busque a alguien para que se la explique a usted en detalle.
(If you do not understand the label, find someone to explain it to you in detail.)

FIRST AID	
If swallowed	<ul style="list-style-type: none"> • Call a poison control center or doctor immediately for treatment advice. • Have person sip a glass of water if able to swallow. • Do not induce vomiting unless told to do so by the poison control center or doctor. • Do not give anything by mouth to an unconscious person.
If on skin or clothing	<ul style="list-style-type: none"> • Take off contaminated clothing. • Rinse skin immediately with plenty of water for 15 - 20 minutes. • Call a poison control center or doctor for treatment advice.
If inhaled	<ul style="list-style-type: none"> • Move person to fresh air. • If person is not breathing, call 911 or an ambulance, then give artificial respiration, preferably mouth-to-mouth, if possible. • Call a poison control center or doctor for further treatment advice.
If in eyes	<ul style="list-style-type: none"> • Hold eye open and rinse slowly and gently with water for 15 - 20 minutes. Remove contact lenses, if present, after the first five minutes, then continue rinsing eye. • Call a poison control center or doctor for treatment advice.

Have the product container or label with you when calling a poison control center or doctor, or going for treatment. In case of emergency endangering health or the environment involving this product, call **INFOTRAC** at **1-800-535-5053**.

NOTE TO PHYSICIAN: Probable mucosal damage may contraindicate the use of gastric lavage. Measures against circulatory shock, respiratory depression, and convulsion may be needed.

See attached label for additional Precautionary Information and Directions for Use.

For additional information on our products, please visit www.sepro.com


EPA REG. No. 67690-40
FPL051209

EPA EST. No. _____
SPC - _____

SePRO Corporation 11550 N. Meridian Street, Suite 600 Carmel, IN 46032, U.S.A.

Water Soluble Pack

Net contents _____



[Back Base Label for Non-refillable, Non-Rigid Containers]

PRECAUTIONARY STATEMENTS

HAZARDS TO HUMANS AND DOMESTIC ANIMALS

DANGER / PELIGRO

Fatal if inhaled. Corrosive. Causes irreversible eye damage. Causes skin irritation. Harmful if swallowed or absorbed through skin. Do not get in eyes, on skin or on clothing. Do not breathe dust or spray mist. Prolonged or frequently repeated skin contact may cause allergic reaction in some individuals. Wash thoroughly with soap and water after handling. Remove contaminated clothing and wash clothing before reuse. Avoid handling the inner bag, as moisture will cause breakage.

Do not graze or feed animals on cover crops grown in treated areas. Avoid contamination of food, feedstuffs, and domestic water supplies.

PERSONAL PROTECTIVE EQUIPMENT (PPE)

Applicators and other handlers must wear:

- Coveralls over short sleeve shirt and short pants;
- Socks and chemical-resistant shoes;
- Chemical-resistant gloves (category A);
- Protective eyewear (goggles, face shield, or safety glasses);
- Chemical resistant headgear;
- NIOSH approved respirator with any R, P or HE filter; and
- For cleaning equipment, add a chemical-resistant apron.

Discard clothing or other absorbent materials that have been drenched or heavily contaminated with this product's concentrate. Do not reuse them. Follow manufacturer's instructions for cleaning/maintaining PPE. If no such instructions for washables, use detergent and hot water. Keep and wash PPE separately from other laundry.

ENGINEERING CONTROL STATEMENTS:

When handlers use closed systems, enclosed cabs, or aircraft in a manner that meets the requirements listed in the Worker Protection Standard (WPS) for agricultural pesticides, [40 CFR part 170.240 (d)(4-6)], the handler PPE requirements may be reduced or modified as specified in the WPS.

Water-soluble packets, when used correctly, qualify as a closed loading system, under the WPS. Handlers handling this product while it is enclosed in intact water soluble packets are permitted to wear the reduced PPE of long-sleeved shirt, long pants, shoes plus socks, chemical-resistant gloves, and a chemical-resistant apron, provided the other required PPE is immediately available in case the bag is opened.

USER SAFETY RECOMMENDATIONS

Users should:

- Wash hands before eating, drinking, chewing gum, using tobacco or using the toilet.
- Remove clothing immediately if pesticide gets inside. Then wash thoroughly and put on clean clothing.
- Remove PPE immediately after handling this product. Wash the outside of gloves before removing. As soon as possible, wash thoroughly and change into clean clothing.

ENVIRONMENTAL HAZARDS

This product is toxic to birds, mammals, fish and aquatic invertebrates. Do not apply directly to water, to areas where surface water is present, or to intertidal areas below the mean high water mark. Drift from runoff from treated areas may be hazardous to aquatic organisms in neighboring areas. Do not contaminate water when disposing of equipment washwaters or rinsate.


STORAGE AND DISPOSAL

Do not contaminate water, food or feed by storage or disposal.

Pesticide Storage: Store in a secure, dry and temperate area. Keep container closed when not in use. Do not store near food or feed. Do not use or store around the home. Avoid contact with water. In case of spill or leak, soak up with sand, earth or synthetic absorbent and dispose of wastes in compliance with local, State and Federal regulations.

Pesticide Disposal: Pesticide wastes are acutely hazardous. Improper disposal of excess pesticide, spray mixture, or rinsate is a violation of Federal law. If these wastes cannot be disposed of by use according to label instructions, contact your State Pesticide or Environmental Control Agency or Hazardous Waste Representative at the nearest EPA Regional Office for guidance.

Nonrefillable Container Disposal (non-rigid): After emptying inner water soluble packet into application equipment, dispose of empty outer foil bag in a sanitary landfill, or, if allowed by State and local authorities, by burning. If burned, stay out of smoke.



[Leaflet Label for Non-refillable, Non-Rigid Containers]

RESTRICTED USE PESTICIDE

DUE TO ACUTE HUMAN TOXICITY AND VERY HIGH TOXICITY TO AQUATIC ORGANISMS

For retail sale to and use only by Certified Applicators or persons under their direct supervision and only for those uses covered by the Certified Applicator's certification. Direct supervision for this product requires the certified applicator to review federal and supplemental label instructions with all personnel prior to application, mixing, loading, or repair or cleaning of application equipment.



GROUP 12B ACARICIDE

ProMITE* 50WP

Miticide

Water Soluble Pack

Active Ingredient

Fenbutatin-oxide [Hexakis (2-methyl-2-phenylpropyl)distannoxane]..... 50.0%

Other Ingredients 50.0%

Total 100.0%

EPA REG. No. 67690-40

EPA EST. No. _____

FPL051209

SPC - _____

SePRO Corporation 11550 N. Meridian Street, Suite 600 Carmel, IN 46032, U.S.A.

Water Soluble Pack


Net contents _____

PRECAUTIONARY STATEMENTS

HAZARDS TO HUMANS AND DOMESTIC ANIMALS

KEEP OUT OF REACH OF CHILDREN

**DANGER  PELIGRO
POISON**



Si usted no entiende la etiqueta, busque a alguien para que se la explique a usted en detalle. (If you do not understand the label, find someone to explain it to you in detail.)

Fatal if inhaled. Corrosive. Causes irreversible eye damage. Causes skin irritation. Harmful if swallowed or absorbed through skin. Do not get in eyes, on skin or on clothing. Do not breathe dust or spray mist. Prolonged or frequently repeated skin contact may cause allergic reaction in some individuals. Wash thoroughly with soap and water after handling. Remove contaminated clothing and wash clothing before reuse. Avoid handling the inner bag, as moisture will cause breakage.

Do not graze or feed animals on cover crops grown in treated areas. Avoid contamination of food, feedstuffs, and domestic water supplies.

FIRST AID

If swallowed	<ul style="list-style-type: none"> • Call a poison control center or doctor immediately for treatment advice. • Have person sip a glass of water if able to swallow. • Do not induce vomiting unless told to do so by the poison control center or doctor. • Do not give anything by mouth to an unconscious person.
If on skin or clothing	<ul style="list-style-type: none"> • Take off contaminated clothing. • Rinse skin immediately with plenty of water for 15 - 20 minutes. • Call a poison control center or doctor for treatment advice.
If inhaled	<ul style="list-style-type: none"> • Move person to fresh air. • If person is not breathing, call 911 or an ambulance, then give artificial respiration, preferably mouth-to-mouth, if possible. • Call a poison control center or doctor for further treatment advice.
If in eyes	<ul style="list-style-type: none"> • Hold eye open and rinse slowly and gently with water for 15 - 20 minutes. Remove contact lenses, if present, after the first five minutes, then continue rinsing eye. • Call a poison control center or doctor for treatment advice.

Have the product container or label with you when calling a poison control center or doctor, or going for treatment. In case of emergency endangering health or the environment involving this product, call **INFOTRAC** at **1-800-535-5053**.

NOTE TO PHYSICIAN: Probable mucosal damage may contraindicate the use of gastric lavage. Measures against circulatory shock, respiratory depression, and convulsion may be needed.

PERSONAL PROTECTIVE EQUIPMENT (PPE)**Applicators and other handlers must wear:**

- Coveralls over short sleeve shirt and short pants;
- Socks and chemical-resistant shoes;
- Chemical-resistant gloves (category A);
- Protective eyewear (goggles, face shield, or safety glasses);
- Chemical resistant headgear;
- NIOSH approved respirator with any R, P or HE filter; and
- For cleaning equipment, add a chemical-resistant apron.

Discard clothing or other absorbent materials that have been drenched or heavily contaminated with this product's concentrate. Do not reuse them. Follow manufacturer's instructions for cleaning/maintaining PPE. If no such instructions for washables, use detergent and hot water. Keep and wash PPE separately from other laundry.

ENGINEERING CONTROL STATEMENTS:

When handlers use closed systems, enclosed cabs, or aircraft in a manner that meets the requirements listed in the Worker Protection Standard (WPS) for agricultural pesticides [40 CFR part 170.240 (d)(4-6)], the handler PPE requirements may be reduced or modified as specified in the WPS.

Water-soluble packets, when used correctly, qualify as a closed loading system under the WPS. Handlers handling this product while it is enclosed in intact water soluble packets are permitted to wear the reduced PPE of long-sleeved shirt, long pants, shoes plus socks, a chemical-resistant gloves, and a chemical-resistant apron, provided the other required PPE is immediately available in case the bag is opened.

USER SAFETY RECOMMENDATIONS**Users should:**

- Wash hands before eating, drinking, chewing gum, using tobacco or using the toilet.
- Remove clothing immediately if pesticide gets inside. Then wash thoroughly and put on clean clothing.
- Remove PPE immediately after handling this product. Wash the outside of gloves before removing. As soon as possible, wash thoroughly and change into clean clothing.

ENVIRONMENTAL HAZARDS

This product is toxic to birds, mammals, fish and aquatic invertebrates. Do not apply directly to water, to areas where surface water is present, or to intertidal areas below the mean high water mark. Drift from runoff from treated areas may be hazardous to aquatic organisms in neighboring areas. Do not contaminate water when disposing of equipment washwaters or rinsate.

DIRECTIONS FOR USE

It is a violation of Federal Law to use this product in a manner inconsistent with its labeling.

Do not apply this product in a way that will contact workers or other persons, either directly or through drift. Only protected handlers may be in the area during application. For any requirements specific to your State or Tribe, consult the agency responsible for pesticide regulation.

AGRICULTURAL USE REQUIREMENTS

Use this product only in accordance with its labeling and with the Worker Protection Standard, 40 CFR part 170. This Standard contains requirements for the protection of agricultural workers on farms, forests, nurseries, and greenhouses, and handlers of agricultural pesticides. It contains requirements for training, decontamination, notification and emergency assistance. It also contains specific instructions and exceptions pertaining to the statements on this label about personal protective equipment (PPE) and restricted-entry interval. The requirements in this box only apply to uses of this product that are covered by the Worker Protection Standard.

Do not enter or allow worker entry into treated areas during the restricted-entry interval (REI) of 48 hours.

PPE required for early entry to treated areas that are permitted under the Worker Protection Standard and that involves contact with anything that has been treated, such as plants, soil, or water, is:

- Coveralls;
- Chemical-resistant gloves (category A);
- Shoes plus socks; and
- Protective eyewear (goggles, face shield, or safety glasses).

NON-AGRICULTURAL USE REQUIREMENTS

The requirements in this box apply to uses of this product that are not within a scope of the Worker Protection Standard for agricultural pesticides 40 CFR 170. The WPS applies when this product is used to produce agricultural plants on farms, forest, nurseries or greenhouses.

Keep unprotected persons out of treated areas until sprays have dried.

Do not apply this product through any type of irrigation system. Not for use in residential orchard settings.

GENERAL INFORMATION

ProMITE 50WP is a wettable powder contained in a water soluble packet that is used to control a wide range of herbivorous mites, including strains that are resistant to other miticides. ProMITE 50WP should be dispersed in water and applied using conventional dilute sprayers or concentrate sprayers. Agitation is required during mixing and spraying.

Packaging

ProMITE 50WP is pre-measured in one (1) pound water soluble packets, which readily dissolve in water. Each water soluble packet is contained in an individual waterproof, foil bag, with 12 bags enclosed in each cardboard carton/box. DO NOT attempt to open the water soluble packets.

Take the following precautions when handling ProMITE 50WP water soluble packets:

- Do not handle the water soluble packets excessively.
- Do not handle the water soluble packets with wet hands.
- Do not expose the water soluble packets to water or moisture, as this will cause breakage.
- Do not place the water soluble packets on wet surfaces.
- Do not place the foil bag in the spray tank. It is NOT soluble in water.
- Do not sell individual water soluble packets.

APPLICATION RECOMMENDATIONS

To achieve the best results, apply ProMITE 50WP when mites first appear or when populations reach an average of 1 - 2 mites per lens field. Thorough and complete coverage of infested foliage and fruit is necessary for optimum control. ProMITE 50WP performs best when the daily temperature at application averages above 70°F. When the daily temperature at application averages below 70°F, performance is reduced. ProMITE 50WP may be applied when honeybees and beneficial mites are present.

For best results and to improve thorough coverage, use ground or airblast application equipment to make application of ProMITE 50WP. Apply this product only as recommended on this label.

Determining Gallonage

To apply the correct amount of ProMITE 50WP to your orchard, determine the number of gallons of water needed to spray one (1) acre of your trees to the point of drip. If you have not already determined this gallonage, conduct a test to determine it. If you need assistance in calculating the proper gallonage, contact your equipment dealer or State Extension specialist.

Spray Preparation

CAREFULLY OPEN OUTER FOIL BAG AND IMMEDIATELY DROP THE INNER WATER SOLUBLE PACKET INTO THE SPRAY TANK. DO NOT OPEN OR HANDLE THE INNER WATER SOLUBLE PACKET. MOISTURE WILL CAUSE BREAKAGE.

Before mixing ProMITE 50WP, thoroughly clean the spray tank if the spray tank has been used previously to mix boron containing or free chlorine releasing pesticide products. Even minimal carryover concentrations of boron or chlorine containing products in the spray tank may cause

the dissolved water soluble packet material to precipitate in the spray tank. Do not put water soluble packets close to the recirculating inlet and outlet, as they might block the line before completely dissolving.

To prepare an application of ProMITE 50WP, follow these directions:

1. Fill a clean spray tank 1/4 to 1/2 full with water and agitate.
2. Add the required number of ProMITE 50WP water soluble packets (see Table 1, *Specific Use Rates* for specific rate recommendations). **NOTE: To add ProMITE 50WP water soluble packets, open the outer foil bag and drop the inner water soluble packet directly into water. DO NOT place the foil bag in the spray tank, as it is insoluble.**
3. Allow the water soluble packets to dissolve completely. This should take about 5 minutes. Continue agitating the mixture to ensure that the ProMITE 50WP is thoroughly mixed with the water.
4. Add the remaining water.

Tank Mixing

This product can be tank mixed with other pesticides provided the label directions are followed for the most restrictive of label precautions and limitations. Tank mixtures are permitted only in those states where the tank mix partner is registered.

When tank mixing ProMITE 50WP with other products, introduce the products into the tank in the following order:

(1) water soluble packets (such as ProMITE 50WP), (2) water dispersible granules, (3) wettable powders, (4) water based suspension concentrates, (5) water soluble concentrates, (6) oil based suspension concentrates, (7) emulsifiable concentrates, (8) adjuvants, surfactants and oils, (9) soluble fertilizers, (10) and drift retardants.

Always allow each product to fully disperse before adding the next product.

Products containing boron will interfere with film solubility of the water soluble packets. If boron products are added to the spray tank, add the ProMITE 50WP water soluble packets first, making sure they are completely dissolved before adding any boron products.

Compatibility

Since formulations may be changed and new ones introduced, it is recommended that users check the desired tank mix and observe for possible adverse changes (settling out, flocculation, etc.) before use. Avoid mixtures of several materials and very concentrated spray mixtures.

RESISTANCE MANAGEMENT RECOMMENDATIONS

ProMITE 50WP contains a Group 12B acaricide. Repeated exclusive use of ProMITE 50WP or other group 12B acaricides, may lead to the buildup of resistant strains of mites in some crops. If more than one application of an acaricide is needed to control heavy and prolonged populations of mites, consider applying a product with a different mode of action.

Some mites are known to develop resistance to products used repeatedly for control. Because development of resistance cannot be predicted, this product may be used as part of resistance management strategies established for the use area. These strategies may include incorporation of cultural and biological control practices, alternation of mode of action classes of miticides on succeeding generations and targeting the most susceptible life stage. Consult your local or state agricultural authorities for details.

If resistance to this product develops in your area, this product or other products with a similar mode of action, may not provide adequate control. If poor performance cannot be attributed to improper application or extreme weather conditions, a resistant strain of mite may be present. If you experience difficulty with control and resistance is a reasonable cause, immediately consult your local agricultural advisor for the best alternate method of control in your area.

SPRAY DRIFT MANAGEMENT

The interaction of many equipment and weather-related factors determines the potential for spray drift. The applicator is responsible for considering all these factors when making application decisions. **AVOIDING SPRAY DRIFT IS THE RESPONSIBILITY OF THE APPLICATOR.**

Importance of Droplet Size

The most effective way to reduce drift potential is to apply large droplets (>150 to 200 microns). The best drift management strategy is to apply the largest droplets that provide sufficient coverage and control. The presence of sensitive species nearby, the environmental conditions, and pest pressure may affect how an applicator balances drift control and coverage. **APPLYING LARGER DROPLETS REDUCES DRIFT POTENTIAL, BUT WILL NOT PREVENT DRIFT IF APPLICATIONS ARE MADE IMPROPERLY OR UNDER UNFAVORABLE ENVIRONMENTAL CONDITIONS!** See *Wind, Temperature and Humidity*, and *Temperature Inversions* sections of this label.

Controlling Droplet Size - General Techniques

- **Volume** - Use high flow rate nozzles to apply the highest practical spray volume. Nozzles with higher rated flows produce larger droplets.
- **Pressure** - Use the lower spray pressures recommended for the nozzle. Higher pressure reduces droplet size and does not improve canopy penetration. **WHEN HIGHER FLOW RATES ARE NEEDED, USE A HIGHER-CAPACITY NOZZLE INSTEAD OF INCREASING PRESSURE.**
- **Nozzle Type** - Use a nozzle type that is designed for the intended application. With most nozzle types, narrower spray angles produce larger droplets. Consider using low-drift nozzles.

Controlling Droplet Size – Aircraft

- **Number of Nozzles** – Use the minimum number of nozzles with the highest flow rate that provide uniform coverage
- **Nozzle Orientation** – Orienting nozzles so that the spray is emitted backwards, parallel to the airstream will produce larger droplets than other orientations.
- **Nozzle Type** – Solid stream nozzles (such as disc and core with swirl plate removed) oriented straight back produce larger droplets than other nozzle types.
- **Boom Length** – The boom length should not exceed 3/4 of the wing or rotor length. Longer booms increase drift potential.
- **Application Height** – Application more than 10 feet above the canopy increases the potential for spray drift.

Boom Height

Setting the boom at the lowest labeled height (if specified) which provides uniform coverage reduces the exposure of droplets to evaporation and wind. For ground equipment, the boom should remain level with the crop and have minimal bounce.

Wind

Drift potential increases at wind speeds of less than 3 mph (due to inversion potential) or more than 10 mph. However, many factors, including droplet size and equipment type determine drift potential at any given wind speed. **AVOID GUSTY OR WINDLESS CONDITIONS. NOTE:** Local terrain can influence wind patterns. Every applicator should be familiar with local wind patterns and how they affect spray drift.

Temperature and Humidity

When making applications in hot and dry conditions, set up equipment to produce larger droplets to reduce effects of evaporation.

Temperature Inversions

Drift potential is high during a temperature inversion. Temperature inversions restrict vertical air mixing, which causes small suspended droplets to remain close to the ground and move laterally in a concentrated cloud.

Temperature inversions are characterized by increasing temperature with altitude and are common on nights with limited cloud cover and light to no wind. They begin to form as the sun sets and often continue into the morning. Their presence can be indicated by ground fog; however, if fog is not present, inversions can also be identified by the movement of smoke from a ground source or an aircraft smoke generator. Smoke that layers and moves laterally in a concentrated cloud (under low wind conditions) indicates an inversion, while smoke that moves upward and rapidly dissipates indicates good vertical air mixing.

Shielded Sprayers

Shielding the boom or individual nozzles can reduce the effects of wind. However, it is the responsibility of the applicator to verify that the shields are preventing drift and not interfering with uniform deposition of the product.

Air Assisted (Air Blast) Field and Greenhouse Ornamentals Sprayers

Air assisted field/greenhouse crop sprayers carry droplets to the target via a downward directed air stream. Some may reduce the potential for drift, but if a sprayer is unsuitable for the application and/or set up improperly, high drift potential can result. It is the responsibility of the applicator to determine that a sprayer is suitable for the intended application, is configured properly, and that drift is not occurring. **NOTE:** Air assisted field/greenhouse sprayers can affect product performance by affecting spray coverage and canopy penetration. Consult the application equipment section of this label to determine if use of an air assisted sprayer is recommended.

Air Assisted (Air Blast) Ornamental Tree and Vine Sprayers

Air assisted ornamental tree and vine sprayers carry droplets into the canopy of trees and vines via a radially or laterally directed air stream.

In addition to the general drift management principles already described, the following specific practices will further reduce the potential for drift:

- Adjust reflectors and aiming devices so that spray is only directed into the canopy.
- Block off upward pointed nozzles when there is no overhanging canopy.
- Use only enough air volume to penetrate the canopy and provide good coverage.
- Do not allow spray to go beyond the edge of the cultivated area. Spray the outside row only from outside the planting.

TABLE 1				
Specific Use Rates				
CROP	MITES CONTROLLED	POUNDS PRODUCT PER ACRE [†]	MINIMUM - MAXIMUM GALLONS WATER PER ACRE	PRE-HARVEST INTERVAL (Days)
Christmas Trees in Washington and Oregon	Spruce Spider	2	Ground Min. 20 Air Min. 10	N/A
	REMARKS			
<ul style="list-style-type: none"> • Apply when mites first appear and when the daily air temperature is expected to be at least 70°F. • Make 1 application per year. • For best results, apply with air-blast ground equipment. • Aerial application: Best results by air may be obtained when the pilot applies 1/2 the dosage in one direction, then finishes by respraying in a pattern perpendicular to the first application. 				

[†] NOTE: One pound of product is equal to one soluble packet of product.

TABLE 2			
Ornamental Uses			
Crop	Mites Controlled	Ounces Per 100 Gallons Dilute Spray	Water Soluble Packets Per 400 Gallons Dilute Spray
Greenhouse and Outdoor Ornamentals (including nursery stock, flowers and plants grown for propagation purposes)	Spruce spider, Oligonychus (Oak Mite, Southern Red Mite), Two-Spotted Spider	8 - 16	2 - 4
	REMARKS		
<ul style="list-style-type: none"> • Do not add oil to the spray solution. • Apply when mites first appear. Repeat as necessary to maintain control. Frequent repeat applications may cause the appearance of visible spray residues on foliage. • Apply to the foliage only of chrysanthemums (pre-bloom) and poinsettias (pre-bract). • Under greenhouse conditions, foliage and flowers of certain species may demonstrate sensitivity to repeat applications. If in doubt, make a test application prior to general spraying. Occasional minor sensitivity has been observed on certain species.[†] 			

Established Landscape Ornamentals (Commercial application to established landscape ornamentals, including trees, shrubs, flowering ornamentals, bedding plants, annuals and perennials.)	Two-spotted Spider, Clover	8 - 16	2 - 4
	Remarks		
	<ul style="list-style-type: none"> • Do not add oil to spray solution. • Apply when mites first appear. Repeat as necessary to maintain control. Do not apply more than 4 times per year. • Under extreme weather conditions, foliage and flowers of certain species may demonstrate sensitivity to repeat applications. If in doubt, make test applications prior to general spraying. Occasional minor sensitivity has been observed on certain species.[†] 		

[†] *Salix melanostachys* (common willow), *Asplenium bulbiferum* (spleenwort garden fern), *Dryopteris erythrosora* (wood fern), *Cercis canadensis* (common redbud), *Camellia japonica* (red garden camellia), *Pellaea rotundifolia* (button fern), *Davallia fejeensis* (rabbit foot fern), *Asparagus meyeri* (Meyers asparagus fern), *Asplenium nidus* (birdnest fern), *Adiantum cuneatum* (maidenhair fern), *Celosia argentea* (cockscomb), *Verbena hortensis* (verbena), *Ageratum houstonianum* (floss flower), *Rosa* sp. (common rose – some varieties, esp. yellow).

STORAGE AND DISPOSAL

Do not contaminate water, food or feed by storage or disposal.

Pesticide Storage: Store in a secure, dry and temperate area. Keep container closed when not in use. Do not store near food or feed. Do not use or store around the home. Avoid contact with water. In case of spill or leak, soak up with sand, earth or synthetic absorbent and dispose of wastes in compliance with local, State and Federal regulations.

Pesticide Disposal: Pesticide wastes are acutely hazardous. Improper disposal of excess pesticide, spray mixture, or rinsate is a violation of Federal law. If these wastes cannot be disposed of by use according to label instructions, contact your State Pesticide or Environmental Control Agency or Hazardous Waste Representative at the nearest EPA Regional Office for guidance.

Nonrefillable Container Disposal (non-rigid): After emptying inner water soluble packet into application equipment, dispose of empty outer foil bag in a sanitary landfill, or, if allowed by State and local authorities, by burning. If burned, stay out of smoke.

Warranty Disclaimer

SePRO Corporation warrants that the product conforms to the chemical description on the label and is reasonably fit for the purposes stated on the label when used in strict accordance with the directions, subject to the inherent risks set forth below. **TO THE EXTENT CONSISTENT WITH APPLICABLE LAW, SEPRO CORPORATION MAKES NO OTHER EXPRESS OR IMPLIED WARRANTY OF MERCHANTABILITY OR FITNESS FOR A PARTICULAR PURPOSE OR ANY OTHER EXPRESS OR IMPLIED WARRANTY.**

Inherent Risks of Use

It is impossible to eliminate all risks associated with use of this product. Plant injury, lack of performance, or other unintended consequences may result because of such factors as use of

the product contrary to label instructions (including conditions noted on the label such as unfavorable temperatures, soil conditions, etc.), abnormal conditions (such as excessive rainfall, drought, tornadoes, hurricanes), presence of other materials, the manner of application, or other factors, all of which are beyond the control of SePRO Corporation as the seller. To the extent consistent with applicable law, all such risks shall be assumed by buyer.

Limitation of Remedies

To the extent consistent with applicable law, the exclusive remedy for losses or damages resulting from this product (including claims based on contract, negligence, strict liability, or other legal theories) shall be limited to, at SePRO Corporation's election, one of the following:

- (1) Refund of purchase price paid by buyer or user for product bought, or
- (2) Replacement of amount of product used.

To the extent consistent with applicable law, SePRO Corporation shall not be liable for losses or damages resulting from handling or use of this product unless SePRO Corporation is notified in writing within twenty-one (21) days from the date of application of such losses or damages. In no case shall SePRO Corporation be liable for consequential or incidental damages or losses.

The terms of the *Warranty Disclaimer* above and this *Limitation of Remedies* cannot be varied by any written or verbal statements or agreements. No employee or sales agent of SePRO Corporation or the seller is authorized to vary or exceed the terms of the *Warranty Disclaimer* or *Limitations of Remedies* in any manner.

© Copyright SePRO Corporation
*Trademark of SePRO Corporation

