


| | | |
|--|---|---|
|  <p>U.S. ENVIRONMENTAL PROTECTION AGENCY Office of Pesticide Programs Registration Division (7505C) 1200 Pennsylvania Ave., N.W. Washington, D.C. 20460</p> | <p>EPA Reg. Number: 67690-35</p> | <p>Date of Issuance: OCT 13 2005</p> |
| | <p>Terms of Issuance: Conditional</p> | |
| <p>NOTICE OF PESTICIDE: <u>XX</u> Registration ____ Reregistration (under FIFRA, as amended)</p> | | |
| <p>Name and Address of Registrant (include ZIP Code): SePRO Corporation 11550 North Meridian Street, Suite 600 Carmel, IN 46032-4565</p> | | |
| <p>Note: Changes in labeling differing in substance from that accepted in connection with this registration must be submitted to and accepted by the Registration Division prior to use of the label in commerce. In any correspondence on this product always refer to the above EPA registration number.</p> | | |
| <p>On the basis of information furnished by the registrant, this product is conditionally registered under the Federal Insecticide, Fungicide and Rodenticide Act as amended. Registration is in no way to be construed as an endorsement or recommendation of this product by the Agency. In order to protect health and the environment, the Administrator, on his motion, may at any time suspend or cancel the registration of a pesticide in accordance with the Act. The acceptance of any name in connection with the registration of a product under this Act is not to be construed as giving the registrant a right to exclusive use of the name or to its use if it has been covered by others.</p> | | |
| <p>This product is conditionally registered in accordance with FIFRA Section 3(c)(7)(A) provided that you:</p> <ol style="list-style-type: none"> 1. Submit and/or cite all data required for registration of your product under FIFRA Section 3(c)(5) when the agency requires all registrants of similar products to submit such data; and submit acceptable responses required for reregistration of your product under FIFRA Section 4. 2. Change the EPA Registration Number to "EPA Reg. No. 67690-35" 3. On page 10, the first sentence under the heading "Turf" must be revised to read "For use on sod farms, golf courses, and for professional applications to industrial and municipal turf". 4. Submit one copy of the revised final printed label before releasing the product for shipment. | | |
| <p>If these conditions are not complied with, the registration will be subject to cancellation in accordance with FIFRA sec. 6(e). Your release for shipment of the product constitutes acceptance of these conditions. A copy of your label stamped "Accepted with comments" is included for your records.</p> | | |
| <p>Signature of Approving Official: <i>Mary L. Waller</i> Mary L. Waller, Product Manager (21) Fungicide Branch, Registration Division</p> | | <p>Date: 10/13/2005</p> |

Junction 67690-m2

2/15

ACCEPTED
with COMMENTS
In EPA Letter Dated:

OCT 13 2005

Under the Federal Insecticide,
Fungicide, and Rodenticide Act,
as amended, for the pesticide
registered under EPA Reg. No.

67690-35

SePRO Corporation

JUNCTION
FUNGICIDE/BACTERICIDE
DRY FLOWABLE

ACTIVE INGREDIENTS

| | | |
|--|-------|---------------|
| Mancozeb, a coordination product of zinc ion and manganese ethylenebisdithiocarbamate | | 15.0% |
| in which the ingredients are | | |
| Manganese..... | | 3.0% |
| Zinc..... | | 0.4% |
| Ethylenebisdithiocarbamate ion (C ₄ H ₆ N ₂ S ₄)..... | | 11.6% |
| Copper Hydroxide (Metallic Copper Equivalent - 30%) | | 46.1% |
| INERT INGREDIENTS..... | | 38.9% |
| TOTAL..... | | 100.0% |

**KEEP OUT OF REACH OF CHILDREN
DANGER - PELIGRO**

Si usted no entiende la etiqueta, busque a alguien para que se la explique a usted en detalle.
(If you do not understand the label, find someone to explain it to you in detail.)

| FIRST AID | |
|--|--|
| In eyes | <ul style="list-style-type: none"> • Hold eyes open and rinse slowly and gently with water for 15 - 20 minutes. • Remove contact lenses, if present, after the first 5 minutes, then continue rinsing eye. • Call a poison control center or doctor for treatment advice. |
| If Inhaled | <ul style="list-style-type: none"> • Move person to fresh air. • If person is not breathing, call 911 or an ambulance, then give artificial respiration, preferably mouth-to-mouth, if possible. • Call a poison control center or doctor for further treatment advice. |
| If swallowed | <ul style="list-style-type: none"> • Call a poison control center or doctor immediately for treatment advice. • Have person sip a glass of water if able to swallow. • Do not induce vomiting unless told to do so by the poison control center or doctor. • Do not give anything by mouth to an unconscious person. |
| If on skin or clothing | <ul style="list-style-type: none"> • Take off contaminated clothing. • Rinse skin immediately with plenty of water for 15 - 20 minutes. • Call a poison control center or doctor for treatment advice. |
| <p>NOTE TO PHYSICIAN: Probable mucosal damage may contraindicate use of gastric lavage. Have the product container or label with you when calling a poison control center or doctor, or going for treatment. In case of emergency endangering health or the environment involving this product, call INFOTRAC 1-800-535-5053.</p> | |

See Label for Additional Precautions and Directions for use.

For additional information on our products, please visit www.sepro.com.

EPA REG. NO. 67690-GL
101005

EPA EST. NO. 1812-GA-3
SPC xxx-xxx

*Trademark of SePRO Corporation
SePRO Corporation
Carmel, IN 46032, USA

Net Contents: 6 Pounds

**PRECAUTIONARY STATEMENTS
HAZARDS TO HUMANS (AND DOMESTIC ANIMALS)
DANGER - PELIGRO**

Corrosive. Causes irreversible eye damage. Harmful if swallowed or inhaled. Do not get in eyes or clothing. Avoid inhaling dust or spray mist. Prolonged and repeated dermal contact may cause allergic reactions in some individuals.

PERSONAL PROTECTIVE EQUIPMENT (PPE)

Some materials that are chemical resistant to this product are listed below. If you want more options, follow the instructions for Category A on an EPA chemical resistance selection chart.

Applicators and other handlers must wear:

- Coveralls over long-sleeved shirt and long pants
- Chemical resistant apron during mixing and loading
- Chemical resistant gloves made of any waterproof material
- Shoes plus socks
- Protective eyewear

Discard clothing and other absorbent materials that have been heavily contaminated with this product's concentrate. Follow manufacturer's instructions for cleaning and maintaining PPE. If no such instructions for washables, use detergent and hot water. Keep and wash PPE separately from other laundry.

USER SAFETY RECOMMENDATIONS

Users should:

- Wash hands before eating, drinking, chewing gum, using tobacco or using the toilet.
- Remove clothing immediately if pesticide gets inside. Then wash thoroughly and put on clean clothing.

ENVIRONMENTAL HAZARDS

This pesticide is toxic to fish and aquatic organisms. Do not apply directly to water, to areas where surface water is present, or to intertidal areas below the mean high water mark. Drift and runoff from treated areas may be hazardous to fish and aquatic organisms in adjacent aquatic sites. Do not allow rinsate from cleaning of equipment or disposed material to enter surface or ground water.

DIRECTIONS FOR USE

It is a violation of Federal Law to use this product in a manner inconsistent with its labeling. Do not apply this product in a way that will contact workers or other persons, either directly or through drift. Only protected handlers may be in the area during application. For any requirements specific to your State or Tribe, consult the agency responsible for pesticide regulation.

AGRICULTURAL USE REQUIREMENTS

Use this product only in accordance with its labeling and with the Worker Protection Standard, 40 CFR part 170. This Standard contains requirements for protection of agricultural workers on farms, forests, nurseries, and greenhouses and handlers of agricultural pesticides. It contains requirements for training, decontamination, notification, and emergency assistance. It also contains specific instructions and exceptions pertaining to the statements on this label about personal protective equipment (PPE), and restricted-entry intervals. The requirements in this box only apply to uses of this product that are covered by the Worker Protection Standard.

Do not enter or allow worker entry into treated areas during the restricted entry interval (REI) of 24 hours without recommended PPE.

The following equipment and precautions must be followed for 7 days following the application of this product:

An eye-flush container, designed specifically for flushing eyes, must be available at the WPS decontamination site for workers entering the area treated with copper hydroxide (an active ingredient in Junction).

Notify workers of the application by warning them orally that residues in the treated areas may be highly irritating to their eyes and to take precautions such as refraining from rubbing their eyes and if they get residues in their eyes they should immediately flush their eyes using the eye-flush container.

PPE required for early entry to treated areas that is permitted under the Worker Protection Standard and that involves contact with anything that has been treated, such as plants, soil, or water, is:

- Coveralls over long-sleeved shirt and long pants
- Chemical resistant gloves made of any waterproof material
- Shoes plus socks
- Protective eyewear

NON-AGRICULTURAL USE REQUIREMENTS

The requirements in this box apply to uses of this product that are not within the scope of the Worker Protection Standard for agricultural pesticides 40 CFR part 170. The WPS applies when this product is used to produce agricultural plants on farms, forests, nurseries or greenhouses.

Keep unprotected persons out of the treated areas until sprays have dried.

STORAGE AND DISPOSAL

Do not contaminate water, food or feed by storage or disposal.

PESTICIDE STORAGE: Store in a cool, dry place. :

PESTICIDE DISPOSAL: Pesticide wastes are acutely hazardous. Improper disposal of excess pesticide, spray mixture, or rinsate is a violation of Federal Law. If these wastes cannot be disposed of by use according to label instructions, contact your State Pesticide or Environmental Control Agency, or the Hazardous Waste representative at the nearest EPA Regional Office for guidance.

CONTAINER DISPOSAL: Paper and Plastic Bags: Completely empty bag into application equipment. Then dispose of empty bag in sanitary landfill, or by incineration, or if allowed by State and local authorities, by burning. If burned, stay out of smoke. Plastic Containers: Triple rinse (or equivalent). Then offer for recycling or reconditioning, or puncture and dispose of in a sanitary landfill, or incineration, or if allowed by state and local authorities, by burning. If burned, stay out of smoke.

Junction 67690-m2

GENERAL INSTRUCTIONS

GROUND or AERIAL APPLICATIONS: - Apply Junction at the rate shown; use sufficient water to provide thorough coverage, with available equipment in either dilute sprays or in concentrate ground or aerial sprays, typically at least 100 gallons per acre for traditional airblast sprayers, 25-50 gallons per acre for low volume airblast sprayers, and 3-10 gallons per acre for aerial application. Rates of product per acre should be the same for dilute and concentrated sprays. Add Junction slowly to water in the spray tank with agitation, or premix thoroughly in separate holding tank for concentrate or aircraft sprayers. Continuous agitation is recommended to keep the product in suspension. If needed, adjuvants of the spreader, sticker, or compatibility agent type that are approved for use on growing crops may be used.

During aerial application, human flaggers must be in enclosed cabs.

SPECIAL PRECAUTIONS

- Junction **should not be applied** in a spray solution having a pH of less than 6.5 as phytotoxicity may occur.
- This product may be reactive on masonry and metal surfaces such as galvanized roofing. Avoid contact with metal surfaces. Do not spray on cars, houses, lawn furniture, etc.
- Environmental conditions such as extended periods of wet weather, acid rain, etc. which alter the pH of the leaf surface may affect the performance of Junction resulting in possible phytotoxicity or loss of effectiveness.
- Pesticides may perform in an unpredictable manner when tank mixed especially where several products are involved. Reduced effect on pests or crop injury may occur. Unless recommended on this label or by a state/local expert, or the user has small scale direct experience, tank mixing should not be undertaken.

Do not apply this product through any irrigation (chemigation) system using aluminum parts or components as damage to the system may occur. Such application is prohibited regardless of whether the irrigation system is flushed with water after use of this product.

- Apply this product only through one or more of the following types of systems: sprinkler including center pivot, lateral move, traveler, big gun, and plastic pipe solid set system(s) which contain no aluminum parts or components. Do not apply this product through any other type of irrigation system.
- Mixing of this product with products containing diazinon, fosetyl-al or other aluminum-containing products, or thiophanate-methyl is not recommended because of physical incompatibility.
- It must be determined in the selection process if proper application equipment is available and if the waste associated with its use can be properly handled. Materials used in the construction of application equipment is also an important factor as pesticides are often reactive with soft metals such as aluminum and even some synthetic materials such as plastics, rubbers, etc. Therefore it is necessary when working with equipment containing these materials that they are thoroughly flushed with clean water after each days use.
- Junction should be used only in accordance with recommendations on this label.

SePRO Corporation will not be responsible for losses or damages resulting from use of this product in any manner not specifically recommended by SePRO Corporation. User assumes all risks associated with such non-recommended use.

FROST INJURY PROTECTION

BACTERIAL ICE NUCLEATION INHIBITOR

When used at the appropriate rate and timing, to all crops listed on this label for disease control, Junction may also afford control of ice-nucleating bacteria (*Pseudomonas syringae*, *Erwinia herbicola*, and *Pseudomonas fluorescens*). If the applications occur at least 24 hours prior to anticipated frost conditions, some protection against light frost may be provided. No reduction in frost damage should be expected in those geographic areas where weather conditions favor severe frost.

6/15

APPLICATION INSTRUCTIONS

FOLIAR TREATMENT

Where EBDC products used allow the same maximum poundage of active ingredient per acre per season:

If more than one product containing an EBDC active ingredient (maneb, mancozeb, or metiram) is used on a crop during the same growing season and the EBDC products used allow the same maximum poundage of active ingredient per acre per season, then the total poundage of all such EBDC products used must not exceed any of the specified individual EBDC product maximum seasonal poundage of active ingredient allowed per acre.

Where EBDC products used allow different maximum poundage of active ingredient per acre per season:

If more than one product containing an EBDC active ingredient is used on a crop during the same growing season and the EBDC products used allow different maximum poundage of active ingredient per acre per season, then the total poundage of such EBDC products used must not exceed the lowest specified individual EBDC product maximum poundage of active ingredient allowed per acre.

ORNAMENTALS

For outdoor or greenhouse use, apply as a thorough coverage spray using 1.5 to 3.5 lb. Junction per acre. Dilute spray, using the higher rates when conditions favor disease. One-half tablespoon of Junction per gallon of water is equivalent to 1.5 lb. per 100 gallons. Begin application at first sign of disease and repeat at 7 - 14 day intervals as needed. Use shorter intervals when severe disease conditions exist.

Note: Plant sensitivities to Junction have been found to be acceptable in specific genera and species listed on this label; however, phytotoxicity may occur. Due to the large number of species and varieties of ornamentals and nursery plants, it is impossible to test every one for sensitivity to Junction. Neither the manufacturer or the seller has determined whether or not Junction can be safely used on ornamental or nursery plants not listed on this label. The user should determine if Junction can be used safely prior to commercial use. In a small area, apply the recommended rates to the plants in question, i.e. bedding plants, foliage, etc., and observe for 7 - 10 days for symptoms of phytotoxicity.

Not intended for use on fruit trees by homeowners. Do not apply to plants grown for food or feed purposes.

| CROP | DISEASES | REMARKS |
|---------------------------------|---|--|
| Apple (including crab apple) | Fireblight (suppression) | Make a single application between silver tip and green tip as a full cover spray. Injury may occur from late application; discontinue use when green tip reaches 1/2 inch. |
| Arborvitae | Cercospora Blight, Alternaria Twig Blight, Phomopsis needle blight | |
| Ash* | Anthracnose | |
| Azalea | Cercospora Leaf Spot, Botrytis Blight, Phytophthora Twig and Bud Blight, Powdery Mildew | Discoloration of foliage and/or blooms has been noted on some varieties. To prevent residues on commercial plants, do not spray just before selling season. |

7/15

Junction 67690-m2

| | | |
|------------------|---|--|
| ana | Sigatoka | Apply when leaves first appear and repeat every 14 to 21 days or as required. Use sufficient water to provide adequate coverage. The addition of a surfactant to spray solutions will improve performance. |
| Barberry* | Bacterial Leaf, Twig Blight | |
| Beech* | Fungal Leaf Spot | |
| Begonia | Botrytis Blight, Bacterial Leaf Spot | |
| Birch* | Leaf Blister Rust | |
| arsweet* | Fungal Leaf Spot | |
| Camellia | Anthracnose, Bacterial Leaf Spot, Petal Blight | |
| Carnation | Alternaria Blight, Pseudomonas Leaf Spot, Botrytis Blight, Septoria Leaf Spot | Discoloration of foliage and/or blooms has been noted on some varieties. To prevent residues on commercial plants, do not spray just before selling season |
| Catalpa* | Fungal Leaf Spot | |
| Cherry-laurel* | Brown Rot, Blossom & Twig Blight, Fungal Leaf Spot, Bacterial Spot | |
| Chrysanthemum | Septoria Leaf Spot, Botrytis Blight | Discoloration of foliage and/or blooms has been noted on some varieties. To prevent residues on commercial plants, do not spray just before selling season. |
| Cotoneaster | Scab, Fungal Leaf Spot, Botrytis Blight | |
| Currant*, alpine | Anthracnose, Fungal Leaf Spot | |
| Dahlia | Alternaria Leaf Spot, Cercospora Leaf Spot, Botrytis Blight | |
| Dogwood | Anthracnose, Fungal Leaf Spot, Leaf Blotch, Spot Anthracnose, Flower and Leaf Blights | Apply when buds begin to open, when bracts have fallen, 4 weeks later and again in late summer after flower buds for next season have formed. |
| Easter Lily | Botrytis Blight | Use 4.0 - 6.5 lbs. in 20 to 100 gallons of water per acre. |

Junction 67690-m2

| | | |
|---|---|----------------------------------|
| ● | Xanthomonas Leaf Spot, Anthracnose, Black Leaf Spot, and other Fungal Leaf Spots, Twig Blight | |
| Euonymus | Anthracnose, Botrytis Blight, Fungal Leaf Spots, Scab, Spot Anthracnose | |
| Fir* | Needle and Twig Blights, Leaf Casts | |
| Forsythia* | Fungal Leaf Spot | |
| Geranium | Alternaria Leaf Spot, Botrytis Gray Mold, Cercospora Leaf Spot | |
| Gladiolus | Alternaria Leaf Spot, Botrytis Gray Mold, Bacterial Leaf Blight | |
| Hickory* | Anthracnose, Fungal Leaf Spot or Blotch, Scab, Spot Anthracnose | |
| ● Holly* | Fungal Leaf Spot, Tar Spot, Anthracnose, Spot Anthracnose, Leaf and Twig Blight, Algae | |
| Honeysuckle* | Herpobasidium Leaf Blight, Fungal Leaf Spot | |
| Horse-chestnut*, Buckeye* | Leaf Blotch, Fungal Leaf Spot or Blight, Anthracnose, Spot Anthracnose | |
| Hydrangea* | Fungal Leaf Spot, Rust, Botrytis Leaf and Flower Blight or Gray Mold | |
| Impatiens, New Guinea and standard varieties* | Alternaria, Pseudomonas syringae | Use 3 to 5 teaspoons per gallon. |
| ● Hawthorn | Anthracnose, Entomosporium Leaf Spot | Use 2.5 - 5.0 lb. per acre. |

Junction 67690-m2

Apple
(Western Red
Cedar)

Anthraco-nose, Rust,
Phomopsis Twig Blight,
Cercospora Leaf Blight

Lilac*

Bacteria Blight,
Phytophthora Blight

Linden, Basswood*

Anthraco-nose, Fungal Leaf
Spots, Leaf Blight, Spot
Anthraco-nose

Magnolia*

Gleosporium Leaf Spot,
Algal Leaf Spot,
Anthraco-nose, Bacterial
Leaf Spot, Leaf Blights

Maple*,
Boxelder*

Anthraco-nose, Fungal Leaf
Spots, Leaf Blight or
Blotch, Leaf Scab, Tar
Spot, Leaf Blister

Marigold

Botrytis Leaf and Blossom
Blight, Alternaria Leaf
Spot, Cercospora Leaf
Spot

Not recommended for use on French Marigold as phytotoxicity may occur.

Mountain-Ash*

Leaf Blight, Scab, Fungal
Leaf Spot, Rust, Fire Blight

Mulberry

Bacterial Blight or Leaf
Spot, Fungal Leaf Spot,
False Mildew

Oak, Laurel

Algal Leaf Spot
(*Cephaleuros virescens*),
Anthraco-nose, Fungal Leaf
Spots and Blights,
Spot Anthracnose,
Leaf Blotch,
Leaf Blister

Pachysandra

Volutella Leaf Blight

Pansy

Anthraco-nose,
Downy Mildew

Pear

Fireblight

Apply at 5 day intervals throughout the bloom period. Do not apply after bloom.


Rose

Alternaria Leaf Spot,
Botrytis Blight

Periwinkle (Vinca)*

Anthraco-nose


Apply 3 to 5 teaspoons per gallon.

| | |
|--|--|
|  inia | Anthracnose, Entomosporium Leaf Spot, Powdery Mildew |
|--|--|

| | |
|-------|---|
| Pine* | Dothistroma Needle Blight, Scirrhia Brown Spot and Needle Blight, Rhizosphaera Needle Cast, Sirococcus Tip Blight, Sphaeropsis or Diplodia Tip Blight or Dieback, Rhabdocline Needle Cast, Lophodermium and Cyclaneusma Needle Cast |
|-------|---|

| | |
|-------------------------------|--|
| Poplar, Aspen*, Cottonwood | Leaf Rusts, Fungal Leaf Spot, Yellow Leaf Blister |
|-------------------------------|--|

| | |
|---------|--|
| Privet* | Anthracnose, Fungal Leaf Spots, Twig Blight |
|---------|--|


| | |
|--|---|
|  cantha Redbud | Fireblight, Scab Cercospora and other Fungal Leaf Spots |
|--|---|

| | |
|-------------------------|--|
| Rhododendron, Azalea | Alternaria Flower Spot, Cercospora Leaf Spot, Ovulinia Petal or Flower Blight, Fungal Leaf Spots, Rust, Galls (leaf, flower and stem), Botrytis Blight, Bud and Twig Blight Dieback |
|-------------------------|--|

| | |
|------|--|
| Rose | Black Spot, Cercospora Leaf Spot, Powdery Mildew, Botrytis Blight, Cankers, Cane Blight, Spot Anthracnose, Rust, Anthracnose, Fungal Leaf Spot |
|------|--|

Discoloration of foliage and/or blooms has been noted on some varieties. To prevent residues on commercial plants, do not spray just before selling season.

| | |
|----------------|-------------------|
| Russian-olive* | Fungal Leaf Spots |
|----------------|-------------------|

| | |
|--|--|
|  phyllum* | Bacterial Leafspot, Bacterial Soft Rot; Leafspot caused by Alternaria, Ascochyta, Cercospora, Gleosporium, |
|--|--|

11/15

Junction 67690-m2

and
Phyllosticta;
Anthracnose caused by
Collectotrichum
gloeosporioides

Stone fruit
(ornamental)* --
almond, apricot,
cherry, nectarine,
peach, plum

Black Knot, Brown Rot,
Blossom & Twig Blight,
Botrytis Blight, Gray Mold,
Leaf Blister or Curl, Plum
Pockets, Witches'-broom,
Scab, Shot Hole, Fungal
Leaf Spot, Bacterial Spot

No post-bloom application.

Sumac*

Fungal Leaf Spots

Camore*,
Planetree*

Anthracnose, Leaf Blight,
Fungal Leaf Spots

Tulip

Botrytis Blight,
Anthracnose

Viburnum

Downy Mildew,
Anthracnose

Walnut, Butternut*,
Brazilian
(ornamental)*

Bacterial Blight,
Anthracnose, Yellow Leaf
Blotch, Fungal Leaf Spots
or Blights

Do not use for food or feed.

Willow*

Tar Spot, Leaf Blight,
Scab, Black Canker, Spot
Anthracnose

Witchhazel*

Fungal Leaf Spots

Zinnia

Alternaria Leaf Blight,
Botrytis Blight

* Except in California

TURF

For use on sod farms, golf courses, professionally managed college and professional sports fields, industrial and commercial lawns. Not for use by homeowners.

Start applications when grass greens-up in spring or when disease threatens. Repeat at 7 to 14 day intervals as needed. Use the shorter interval and maximum rate when disease is severe or expected to be so. Apply in sufficient water to provide adequate coverage.

Due to the wide variation in climatic conditions, cultural practices and other factors, we recommend testing tank mixtures on a small area before wide scale use. Under certain circumstances, this product or tank mixtures containing this product can cause discoloration to some turfgrass species and varieties including Bluegrass and annual Bluegrass (Poa). If discoloration occurs, it is usually short term and can normally be mitigated by fertilizing and mowing.

Do not graze treated areas. Do not use on grasses intended for grazing, such as range or pasture grasses. Do not feed to livestock. Do not use for grasses grown for seed.

Note: Phytotoxicity may occur depending upon varietal differences. Apply recommended rate to small area and observe for 7 - 10 days for signs of injury. If phytotoxicity occurs, discontinue use. Do not apply in spray solutions with a pH of less than 6.5.

| DISEASES | RATE/1000 Sq. Ft. | REMARKS |
|---|-------------------|---|
| Helminthosporium Melting-out Rusts (leaf, stem, stripe) | 2-4 oz. | |
| Copper Spot, Fusarium Blight, Powdery Mildew, Red Thread*, Slime Mold | 2-4 oz. | |
| Algae | 2-4 oz. | |
| Dollar Spot | 2-4 oz. | |
| Rhizoctonia Brown Patch | 2-4 oz. | Apply on a 7 day schedule. |
| Pythium Blight | 2-4 oz. | Apply at 5 day intervals, or more frequently, if conditions are especially favorable for disease development. |
| Botrytis Snow Mold * Except in California | 2-4 oz. | Apply at 2 to 6 week intervals during winter. |

GENERAL CHEMIGATION INSTRUCTIONS
(for turf and sod)

Apply Junction only through sprinkler systems including center pivot, lateral move, traveler, big gun, and plastic pipe solid set irrigation systems which contain no aluminum parts or components. Do not apply Junction through any other type of irrigation system.

Crop injury or lack of effectiveness can result from nonuniform distribution of chemigation water.

If you have questions about calibration, you should contact State Extension Service Specialists, equipment manufacturers or other experts. Do not connect an irrigation system (including greenhouse systems) used for pesticide application to a public water system unless the pesticide label-prescribed safety devices for public water systems are in place.

A person knowledgeable of the chemigation system and responsible for its operation, or under the supervision of the responsible person, shall shut the system down and make necessary adjustments should the need arise.

Posting of areas to be chemigated is required when 1) any part of a treated area is within 300 feet of sensitive areas such as residential areas, labor camps, businesses, day care centers, hospitals, in-patient clinics, nursing homes or any public areas such as schools, parks, playgrounds, or other public facilities not including public roads, or 2) when the chemigated area is open to the public such as golf courses or retail greenhouses.

Posting must conform to the following requirements. Treated areas shall be posted with signs at all usual points of entry and along likely routes of approach from the listed sensitive areas. When there are no usual points of entry, signs must be placed in the corners of the treated areas and in any location affording maximum visibility to sensitive areas. The printed side of the sign should face away from the treated area towards the sensitive area. The signs shall be printed in English. Signs must be posted prior to application and must remain until foliage has dried and soil surface water has disappeared. Signs may remain in place indefinitely as long as they are composed of materials to prevent deterioration and maintain

13/15

Junction 67690-m2

ibility for the duration of the posting period.

All words shall consist of letters at least 2 1/2 inches tall, and all letters and the symbol shall be a color which sharply contrasts with their immediate background. At the top of the sign shall be the words KEEP OUT, followed by an octagonal stop sign symbol at least 8 inches in diameter containing the word STOP. Below the symbol shall be the words: "PESTICIDES IN IRRIGATION WATER."

This sign is in addition to any sign posted to comply with the Worker Protection Standard.

CHEMIGATION SYSTEMS CONNECTED TO PUBLIC WATER SYSTEMS

Public water systems means a system for the provision to the public of piped water for human consumption if such system has at least 15 service connections or regularly serves an average of at least 25 individuals daily at least 60 days out of the year.

Chemigation systems connected to public water systems must contain a functional, reduced-pressure zone backflow preventor (RPZ) or the functional equivalent in the water supply line upstream from the point of pesticide introduction. As an option to the RPZ, the water from the public water system should be discharged into a reservoir tank prior to pesticide introduction. There shall be a complete physical break (air gap) between the outlet end of the fill pipe and the top of the overflow rim of the reservoir tank of at least twice the inside diameter of the fill pipe.

The pesticide injection pipeline must contain a functional, automatic, quick-closing check valve to prevent the flow of fluid back toward the injection pump.

The pesticide injection pipeline must contain a functional, normally closed, solenoid-operated valve located on the intake side of the injection pump and connected to the system interlock to prevent fluid from being withdrawn from the supply tank when the irrigation system is either automatically or manually shut down.

The system must contain functional interlocking controls to automatically shut off the pesticide injection pump when the water pump motor stops, or in cases where there is no water pump, when the water pressure decreases to the point where pesticide distribution is adversely affected.

Systems must use a metering pump, such as a positive displacement injections pump (e.g., diaphragm pump) effectively designed and constructed of materials that are compatible with pesticides and capable of being fitted with a system interlock.

Do not apply when wind speed favors drift beyond the area intended for treatment.

When mixing, fill nurse tank half full with water. Add Junction slowly to tank while hydraulic or mechanical agitation is operating and continue filling with water. DO NOT PRE-SLURRY Junction. Stickers, spreaders, insecticides, nutrients, etc. should be added last. If compatibility is in question, use the Compatibility Jar Test before mixing a whole tank. Because of the wide variety of possible combinations which can be encountered, observe all cautions and limitations on the label of all products used in mixtures. Good agitation is required in the injection tank.

Junction should be added through a traveling irrigation system continuously or at the last 30 minutes of solid set irrigation systems.

Stop injection equipment after treatment is completed and continue to operate irrigation equipment until all Junction is flushed from the system.

4/15

Junction 67690-m2

SPRINKLER CHEMIGATION

The system must contain a functional check valve, vacuum relief valve, and low-pressure drain appropriately located on the irrigation pipeline to prevent water source contamination from backflow.

The pesticide injection pipeline must contain a functional, automatic, quick-closing check valve to prevent the flow of liquid back toward the injection pump.

The pesticide injection pipeline must also contain a functional, normally closed, solenoid-operated valve located on the intake side of the injection pump and connected to the system interlock to prevent fluid from being withdrawn from the supply tank when the irrigation system is either automatically or manually shut down.

The system must contain functional interlocking controls to automatically shut off the pesticide injection pump when the water pump motor stops.

The irrigation line or water pump must include a functional pressure switch which will stop the water pump motor when the water pressure decreases to the point where pesticide distribution is adversely affected.

Systems must use a metering pump, such as a positive displacement injection pump (e.g. diaphragm pump) effectively designed and constructed of materials that are compatible with pesticides and capable of being fitted with a system interlock.

Do not apply when wind speed favors drift beyond the area intended for treatment.

When mixing, fill nurse tank half full with water. Add Junction slowly to tank while hydraulic or mechanical agitation is operating and continue filling with water. DO NOT PRE-SLURRY Junction. Stickers, spreaders, insecticides, nutrients, etc. should be added last. If compatibility is in question, use the Compatibility Jar Test before mixing a whole tank. Because of wide variety of possible combinations which can be encountered, observe all cautions and limitations on the label of all products used in mixtures. Good agitation is required in the injection tank.

Junction should be added through a traveling irrigation system continuously or at the last 30 minutes of solid set irrigation systems.

Stop injection equipment after treatment is completed and continue to operate irrigation equipment until all Junction is flushed from the system.

ATTENTION: This product contains mancozeb and ETU, chemicals known to the State of California to cause cancer in laboratory animals. ETU is also known to the State of California to cause birth defects or other reproductive harm in laboratory animals.

Warranty Disclaimer

SePRO Corporation warrants that the product conforms to the chemical description on the label and is reasonably fit for the purposes stated on the label when used in strict accordance with the directions, subject to the inherent risks set forth below. SEPRO CORPORATION MAKES NO OTHER EXPRESS OR IMPLIED WARRANTY OF MERCHANTABILITY OR FITNESS FOR A PARTICULAR PURPOSE OR ANY OTHER EXPRESS OR IMPLIED WARRANTY.

Inherent Risks Of Use

It is impossible to eliminate all risks associated with use of this product. Plant injury, lack of performance, or other unintended consequences may result because of such factors as use of the product contrary to label instructions (including conditions noted on the label such as unfavorable temperatures, soil conditions, etc.), abnormal conditions (such as excessive rainfall, drought, tornadoes, hurricanes), presence of other materials, the manner of application, or other factors, all of which are beyond the control of SePRO Corporation as the seller. All such risks shall be assumed by buyer.

Limitation of Remedies

To the fullest extent permitted by law, SePRO Corporation shall not be liable for losses or damages resulting from this product (including claims based on contract, negligence, strict liability, or other legal theories) shall be limited to, at SePRO Corporation's election, one of the following:

- (1) Refund of purchase price paid by buyer or user for product bought, or
- (2) Replacement of amount of product used.

SePRO Corporation shall not be liable for losses or damages resulting from handling or use of this product unless SePRO Corporation is promptly notified of such losses or damages in writing. In no case shall SePRO Corporation be liable for consequential or incidental damages or losses.

The terms of the "Warranty Disclaimer" above and this "Limitation of Remedies" cannot be varied by any written or verbal statements or agreements. No employee or sales agent of SePRO Corporation or the seller is authorized to vary or exceed the terms of the "Warranty Disclaimer" or "Limitations of Remedies" in any manner.

©Copyright 2006 SePRO Corporation