

67690-27

08/24/2011 (

1/15



UNITED STATES ENVIRONMENTAL PROTECTION AGENCY
WASHINGTON, DC 20460

OFFICE OF
CHEMICAL SAFETY AND
POLLUTION PREVENTION

Dr. Laurent Mézin
SePRO Corporation
11550 North Meridian St, Suite 600
Carmel, IN 46032

AUG 24 2011

Subject: Spin Out 300
EPA Reg No. 67690-27
Decision No. 453229
Submission date: August 8, 2011
Application for Pesticide Notification (PRN 98-10)

Dear Dr. Mézin:

The Agency is in receipt of your Application for Pesticide Notification under Pesticide Registration Notice (PRN) 98-10. The Registration Division (RD) has conducted a review of this request for its applicability under PRN 98-10 and finds that the action requested falls within the scope of PRN 98-10.

The Agency acknowledges the deletion of the term "etc" in the product precautions section on page 6.

The label submitted with the application has been stamped "Notification" and will be placed in our records. If you have questions concerning this letter, please contact Dominic Schuler at (703) 347-0260 or via email at schuler.dominic@epa.gov.

Sincerely,

A handwritten signature in black ink that reads "Tony Kish".

Tony Kish
Product Manager 22
Fungicide Branch
Registration Division (7504P)

	United States Environmental Protection Agency Washington, DC 20460	<input type="checkbox"/> Registration <input type="checkbox"/> Amendment <input checked="" type="checkbox"/> Other	OPP Identifier Number
--	---	--	-----------------------

Application for Pesticide - Section I

1. Company/Product Number 67690-27	2. EPA Product Manager Tony Kish	3. Proposed Classification <input checked="" type="checkbox"/> None <input type="checkbox"/> Restricted
4. Company/Product (Name) SePRO Corporation / SpinOut 300	PM# 22	
5. Name and Address of Applicant (Include ZIP Code) SePRO Corporation 11550 N. Meridian Street, Suite 600 Carmel, IN 46032 <input type="checkbox"/> Check if this is a new address	6. Expedited Review. In accordance with FIFRA Section 3(c)(3) (b)(i), my product is similar or identical in composition and labeling to: <input checked="" type="checkbox"/> EPA Reg. No. _____ Product Name _____	

Section - II

<input type="checkbox"/> Amendment - Explain below.	<input type="checkbox"/> Final printed labels in response to Agency letter dated _____
<input type="checkbox"/> Resubmission in response to Agency letter dated _____	<input type="checkbox"/> "Me Too" Application.
<input checked="" type="checkbox"/> Notification - Explain below.	<input type="checkbox"/> Other - Explain below.


Explanation: Use additional page(s) if necessary. (For section I and Section II.)

Notification to remove 'etc.' from label text

Section - III

1. Material This Product Will Be Packaged In:						2. Type of Container	
Child-Resistant Packaging <input type="checkbox"/> Yes* <input checked="" type="checkbox"/> No	Unit Packaging <input type="checkbox"/> Yes <input checked="" type="checkbox"/> No	Water Soluble Packaging <input type="checkbox"/> Yes <input checked="" type="checkbox"/> No				<input checked="" type="checkbox"/> Metal <input checked="" type="checkbox"/> Plastic <input type="checkbox"/> Glass <input type="checkbox"/> Paper <input type="checkbox"/> Other (Specify) _____	
* Certification must be submitted		If "Yes" Unit Packaging wgt. _____	No. per container _____	If "Yes" Package wgt _____	No. per container _____		
3. Location of Net Contents Information <input checked="" type="checkbox"/> Label <input type="checkbox"/> Container			4. Size(s) Retail Container 1 - 250 Gals		5. Location of Label Directions <input checked="" type="checkbox"/> On Label <input type="checkbox"/> On Labeling accompanying product		
6. Manner in Which Label is Affixed to Product <input type="checkbox"/> Lithograph <input type="checkbox"/> Paper glued <input type="checkbox"/> Stenciled				<input checked="" type="checkbox"/> Other Adhesive _____			

Section - IV

1. Contact Point (Complete items directly below for identification of individual to be contacted, if necessary, to process this application.)		
Name Laurent Mezin	Title Mgr, Regulatory Affairs	Telephone No. (Include Area Code) 317-580-8280
Certification I certify that the statements I have made on this form and all attachments thereto are true, accurate and complete. I acknowledge that any knowingly false or misleading statement may be punishable by fine or imprisonment or both under applicable law.		6. Date Application Received (Stamped)
2. Signature 	3. Title Manager, Regulatory Affairs	
4. Typed Name Laurent Mezin	5. Date 08 August 2011	


8/15



SePRO Corporation • 11550 North Meridian Street • Suite 600 • Carmel, Indiana 46032-4565
Phone: (317) 580-8282 Fax: (317) 428-4577

08 August 2011

Mr. Tony Kish
Product Manager 22
Document Processing Desk (NOTIF)
Office of Pesticide Programs (7504P)
U.S. Environmental Protection Agency
Document Processing Desk
Room S-4900, One Potomac Yard
2777 South Crystal Drive
Arlington, VA 22202



Subject: SpinOut* 300 (EPA Reg. No. 67690-27)
Notification of minor label change per PRN 98-10

Dear Mr. Kish:

Re-registration

On 01 August 2011, the Agency approved without comments the label for SpinOut 300 (FPL20110726).

SePRO Corporation (11550 North Meridian Street, Suite 600, Carmel, IN 46032, EPA Company Number 67690) is submitting a notification to effect a minor label change to the product SpinOut 300 (EPA Reg. No. 67690-27).

This change slightly alters the text of the label to remove the abbreviation 'etc.'. A more precise description is included with the label.

Please find enclosed the following documentation in support of this submission:

- EPA Application Form 8570-1; and
- Five ~~(5)~~ copies of the product label (1 copy with changes highlighted* and ~~7~~ 2 clean copies).

This notification is consistent with the provisions of PR Notice 98-10 and EPA regulations at 40 CFR 152.46, and no other changes have been made to the labeling or the confidential statement of formula for this product. I understand that it is a violation of 18 U.S.C. Sec. 1001 to willfully make any false statement to EPA. I further understand that if this notification is not consistent with the terms of PR Notice 98-10 and 40 CFR 152.46, this product may be in violation of FIFRA and I may be subject to enforcement action and penalties under sections 12 and 14 of FIFRA.

If you have any questions regarding this submission, please contact me at (317) 580-8286 or LaurentM@sepro.com.

Sincerely,

Laurent C. Mézin
Manager, Regulatory Affairs

```

c c c c
c c c c
c c c c
c c c c
c
c c c c c
c c c c c
c c c c c
c c c c c
c c c c c
c
c c c c c
c c c c c
c
c c c c c
c c c c c
c

```

SpinOut* 300


Root Control Coating

EPA Reg. No. 67690-27

Registration Notes: Based on EPA stamped-approved label with FPL20110726.

Label changes:

1. Updated FPL date.
2. In label booklet, product precautions, last bullet, changed the text to remove 'etc. On page 6, the sentence
'SpinOut 300 may be reactive with soft metals such as aluminum and even some synthetic materials such as plastics, rubbers, etc.'
 was changed to read
'SpinOut 300 may be reactive with soft metals such as aluminum and even some synthetic materials such as plastics and rubbers'.



6/15

[Front of label booklet]



NOTIFICATION

AUG 24 2011

SpinOut* 300

ROOT CONTROL COATING

A ROOT GROWTH REGULATOR THAT CAN BE APPLIED TO PLASTIC AND/OR CELLULOSE NURSERY CONTAINERS AND TREATED SHEETS FOR INSERTS TO IMPROVE PLANT ROOT SYSTEMS BY PREVENTING ROOT SPIRALING WHILE IMPROVING FIBROUS ROOT DEVELOPMENT.

Active Ingredient

Copper hydroxide[†] (CAS# 20427-59-2) 23.0%

Other Ingredients 77.0%

TOTAL 100.0%

[†] Metallic Copper equivalent 15.0%

Keep Out of Reach of Children

DANGER / PELIGRO

Si usted no entiende la etiqueta, busque a alguien para que se la explique a usted en detalle. (If you do not understand the label, find someone to explain it to you in detail.)

STORE ABOVE 32°F (0°C) AND PROTECT FROM FREEZING

FIRST AID

If in eyes	<ul style="list-style-type: none"> Hold eye open and rinse slowly and gently with water for 15 - 20 minutes. Remove contact lenses, if present, after the first 5 minutes, then continue rinsing eye. Call a poison control center or doctor for treatment advice.
If swallowed	<ul style="list-style-type: none"> Call a poison control center or doctor immediately for treatment advice. Have person sip a glass of water if able to swallow. Do not induce vomiting unless told to do so by a poison control center or doctor. Do not give anything by mouth to an unconscious person.
If inhaled	<ul style="list-style-type: none"> Move person to fresh air. If person is not breathing, call 911 or an ambulance, then give artificial respiration, preferably mouth-to-mouth if possible. Call a poison control center or doctor for further treatment advice.
If on skin or clothing	<ul style="list-style-type: none"> Take off contaminated clothing. Rinse skin immediately with plenty of water for 15 - 20 minutes. Call a poison control center or doctor for treatment advice.

Have the product container or label with you when calling a poison control center or doctor, or going for treatment. **In case of emergency endangering health or the environment involving SpinOut 300, call INFOTRAC at 1-800-535-5053.**

*Trademark of SePRO Corporation

7/15

Spin Out* 300, 67690-27

Note to Physician: Probable mucosal damage may contraindicate the use of gastric lavage.

Refer to inside of label booklet for additional precautionary information and directions for use including storage and disposal.

NOTICE: Read the entire label before using. Use only according to label directions. Before buying or using SpinOut 300, read *Warranty Disclaimer, Inherent Risks of Use and Limitation of Remedies* inside label booklet.


EPA REG. NO. 67690-27
FPL20110808

EPA EST. NO. _____
SPC - _____

SePRO Corporation 11550 N. Meridian St., Ste. 600, Carmel, IN 46032 U.S.A.

Root Control Coating

Net contents _____
[Refillable/Nonrefillable container _____]



[Label booklet text]

PRECAUTIONARY STATEMENTS

Hazards to Humans and Domestic Animals

Keep Out of Reach of Children

DANGER / PELIGRO

Si usted no entiende la etiqueta, busque a alguien para que se la explique a usted en detalle. (If you do not understand the label, find someone to explain it to you in detail.)

STORE ABOVE 32°F (0°C) AND PROTECT FROM FREEZING

Corrosive. Causes irreversible eye damage. Harmful if swallowed. Harmful if absorbed through skin. Do not get in eyes or on clothing. Avoid contact with skin. Avoid breathing spray mist or vapors. Prolonged or frequently repeated skin contact may cause allergic reactions in some individuals.

PERSONAL PROTECTIVE EQUIPMENT (PPE)

Some materials that are chemical-resistant to SpinOut 300 are listed below. If you want more options, follow the instructions for category A on an EPA chemical resistance category selection sheet.

Mixers, loaders, applicators and other handlers must wear:

- Coveralls worn over a long-sleeved shirt and long pants;
- Socks plus chemical resistant footwear;
- Chemical-resistant gloves such as polyvinyl chloride (PVC), nitrile rubber or butyl rubber;
- Respiratory protection device; and
- Protective eyewear such as: goggles, safety glasses, or face shield.

Follow the manufacturer's instructions for cleaning/maintaining PPE. If no such instructions for washables exist, use detergent and hot water. Keep and wash PPE separately from other laundry. Discard clothing and other absorbent materials that have been drenched or heavily contaminated with SpinOut 300's concentrate. Do not reuse them.

USER SAFETY RECOMMENDATIONS

Users should:

- Wash the outside of gloves before removing.
- Wash hands before eating, drinking, chewing gum, using tobacco or using the toilet.
- Remove clothing/PPE immediately if pesticide gets inside. Then wash thoroughly and put on clean clothing.
- Remove PPE immediately after handling SpinOut 300. As soon as possible, wash thoroughly and change into clean clothing.

ENVIRONMENTAL HAZARDS

This pesticide is toxic to fish and aquatic invertebrates and may contaminate water through runoff. This product has a potential for runoff for several months or more after application. Poorly draining soils and soils with shallow water tables are more prone to produce runoff that

*Trademark of SePRO Corporation

contains this product. Drift and runoff may be hazardous to aquatic organisms in water adjacent to treated areas.

Do not apply directly to water, to areas where surface water is present, or to intertidal areas below the mean high water mark. Do not contaminate water when disposing of equipment washwater or rinsate.

DIRECTIONS FOR USE

It is a violation of Federal Law to use SpinOut 300 in a manner inconsistent with its labeling. Read all Directions for Use carefully before applying.

Do not apply SpinOut 300 in a way that will contact workers or other persons, either directly or through drift. Only protected handlers may be in the treatment area during application. For any requirements specific to your State or Tribe, consult the agency responsible for pesticide regulation.

NON-AGRICULTURAL USE REQUIREMENTS

The requirements in this box apply to uses of SpinOut 300 that are not within the scope of the Worker Protection Standard for agricultural pesticides (40 CFR Part 170). The WPS applies when SpinOut 300 is used to produce agricultural plants on farms, forests, nurseries or greenhouses.

Do not enter or allow others to enter until sprays have dried on treated pots/sheets.

PRODUCT INFORMATION

SpinOut 300 is a plant growth regulator for use on plastic or cellulose nursery containers and treated sheets for use as inserts in container-grown woody ornamental and herbaceous plant species and non-bearing fruit and nut crops. SpinOut 300 may also be used on Landscape and Industrial Use Fabrics and as a Tree Wound Dressing.

SpinOut 300 acts as a root pruning agent to control root spiraling and promote the development of a fibrous root system. Use SpinOut 300 at any stage of plant development from seedlings to large container-grown trees. Apply in a well-ventilated area.

NOTICE TO USER: SpinOut 300 has been extensively researched; however, testing has not been conducted on all species or cultivars, or under all growing conditions. In some instances, performance characteristics may vary.

PRODUCT PRECAUTIONS

- Do not apply SpinOut 300 directly on plants or soil (except when following directions for tree wound dressing).
- Do not apply SpinOut 300 through any type of irrigation system.
- Do not apply SpinOut 300 when the temperature is below 50°F (10°C).
- SpinOut 300 may be reactive on masonry and metal surfaces such as galvanized roofing. Avoid contact with metal surfaces.
- Some containers, particularly bedding plant containers, may be treated with a slipping agent for easy unstacking. Slipping agents usually appear waxy and can prevent the adhesion of SpinOut 300. SpinOut 300 applications are not recommend under these conditions.

*Trademark of SePRO Corporation

10/15

- It must be determined in the selection process if proper application and molding equipment are available and if the waste associated with their use can be properly handled. Materials used in the construction of application and molding equipment are also important factors as SpinOut 300 may be reactive with soft metals such as aluminum and even some synthetic materials such as plastics and rubbers. Therefore, it is necessary when working with equipment containing these materials that they are thoroughly flushed with clean water after each day's use.

APPLICATION DIRECTIONS

- **Containers** - Nursery containers should be clean and dry before applying SpinOut 300. Used containers should be free of any loose soil. Stir SpinOut 300 well before use. SpinOut 300 may be diluted with water up to 25% (1 gallon SpinOut 300:1 quart water).

Apply an even coating of SpinOut 300 to the inner surfaces of plastic or cellulose containers using conventional paint spraying equipment. Spray equipment can be cleaned with warm soapy water or any household cleaning product. Refer to the sprayer equipment owner's manual for specific instructions on equipment clean up. Follow all directions and precautions for the specific application equipment being used.

Allow SpinOut 300 to dry on containers for 30 to 60 minutes under good drying conditions before stacking or filling with soil. SpinOut 300 is thoroughly dry when it changes from dark to a light gray color. When restacking, do not push containers tightly together to prevent scratching the SpinOut 300 coating. Treated containers can be stored for up to 1 year before use.

- **Inserts** - Stir SpinOut 300 well before use and **DO NOT DILUTE**. Inserts made of paper, cardboard, plastic, foil, non-woven fabric or other suitable material that have been evenly sprayed or coated with SpinOut 300 on one or both sides can be placed in a container to cover the inner surface. Insert material may be coated with SpinOut 300 by any appropriate industrial coating machinery, such as roll coating, printing press, doctors blade or other equipment that will provide an even coating on the material. Allow SpinOut 300 to dry for 30 to 60 minutes under good drying conditions before using inserts. SpinOut 300 is thoroughly dry when it changes from dark to a light gray color.

Inserts must cover the inner surface without tears, holes or gaps in coverage and should be trimmed around the top of the pot with scissors, if needed. Dispose of trimmings in a sanitary landfill, or by burning, if allowed by state and local authorities. If burned, stay out of smoke., If allowed by state and local authorities, wrap trimmings in newspaper and place in trash collection.

- **Landscape And Industrial Use Fabrics** – SpinOut 300, when applied to woven and non-woven fabrics at a manufacturing facility, allows the fabric to be used for covering greenhouse benches/floors, tray/pot bottoms, nursery, landscape, industrial and garden matting (under mulches and pavements) to extend fabric life and prevent root penetration of the barrier from both below and above the fabric. The fabric can also be used as an underground pipe wrap to prevent roots from penetrating the pipe.

SpinOut 300 can be applied to fabric by dipping, spraying or coating with any appropriate industrial coating machinery, such as roll coating, printing press, doctors blade or other

*Trademark of SePRO Corporation

11/15

equipment that will provide an even coating on the material. Fabric must be evenly coated with SpinOut 300 on one or both sides.

- **Tree Wound Dressing** - SpinOut 300 may be sprayed or painted over wounds and cuts in tree bark to seal the wound and help prevent bacterial and fungus infections of the tree. Spray or paint an even coat of SpinOut 300 over tree wounds or cuts. One coat of SpinOut 300 should protect wounds or cuts for up to one year or until average size wounds have healed.
- **Landscape Root Control Barriers (Plastic)** - SpinOut 300 may be applied to landscape root control barriers used to divert plant roots around or under structures like sidewalks, retaining walls, street curbs, and building foundations. SpinOut 300 will control roots that grow against the physical barrier. Apply SpinOut 300 to landscape root control barriers and panels before assembly by spraying or painting. Apply a uniform heavy coat for maximum root control. Two applications may be applied for extended activity.

STORAGE AND DISPOSAL

Do not contaminate water, food or feed by storage or disposal.

Pesticide Storage: Store in a cool, dry place. Store above 32°F (0°C) and protect from freezing.

Pesticide Disposal: Wastes resulting from the use of SpinOut 300 may be disposed of on site or at an approved waste disposal facility.

Nonrefillable Container Disposal (rigid, 5 gallons or less): Do not reuse or refill this container. Triple rinse container (or equivalent) promptly after emptying. Triple rinse as follows: Empty the remaining contents into application equipment or a mix tank and drain for 10 seconds after the flow begins to drip. Fill the container ¼ full with water and recap. Shake for 10 seconds. Pour rinsate into application equipment or a mix tank or store rinsate for later use or disposal. Drain for 10 seconds after the flow begins to drip. Repeat the procedure two more times. Then offer for recycling (if available) or reconditioning, or puncture and dispose of in a sanitary landfill, or by incineration, or, if allowed by state and local authorities, by burning. If burned, stay out of smoke.

Nonrefillable Container Disposal (rigid, larger than 5 gal): Do not reuse or refill this container. Triple rinse container (or equivalent) promptly after emptying. Triple rinse as follows: Empty the remaining contents into application equipment or a mix tank. Fill the container 1/4 full with water. Replace and tighten closures. Tip container on its side and roll it back and forth, ensuring at least one complete revolution, for 30 seconds. Stand the container on its end and tip it back and forth several times. Turn the container over onto its other end and tip it back and forth several times. Empty the rinsate into application equipment or a mix tank, treatment area, or store rinsate for later use or disposal. Repeat this procedure two more times. Then offer for recycling (if available) or reconditioning, or puncture and dispose of in a sanitary landfill, or by incineration, or if allowed by state and local authorities, by burning. If burned, stay out of smoke.

Refillable Container Disposal (rigid, larger than 5 gal): Refill this container with pesticide only. Do not reuse this container for any other purpose. Cleaning the container before final disposal is the responsibility of the person disposing of the container. Cleaning before refilling is the responsibility of the refiller. To clean the container before final disposal, empty the remaining contents from this container into application equipment or mix tank. Fill the container about 10 percent full with water. Agitate vigorously or recirculate water with the pump for 2 minutes. Pour or pump rinsate into application equipment, rinsate collection

*Trademark of SePRO Corporation

system, or treatment area. Repeat this rinsing procedure two more times. If returning container, seal all openings which have been opened during use. Return the empty container to a collection site designated by SePRO Corporation. If the container has been damaged and cannot be returned according to the recommended procedures, contact SePRO Corporation at 1-800-419-7779 to obtain proper handling instructions.

WARRANTY DISCLAIMER

SePRO Corporation warrants that the product conforms to the chemical description on the label and is reasonably fit for the purposes stated on the label when used in strict accordance with the directions, subject to the inherent risks set forth below. TO THE EXTENT CONSISTENT WITH APPLICABLE LAW, SEPRO CORPORATION MAKES NO OTHER EXPRESS OR IMPLIED WARRANTY OF MERCHANTABILITY OR FITNESS FOR A PARTICULAR PURPOSE OR ANY OTHER EXPRESS OR IMPLIED WARRANTY.

INHERENT RISKS OF USE

It is impossible to eliminate all risks associated with use of SpinOut 300. Plant injury, lack of performance, or other unintended consequences may result because of such factors as use of the product contrary to label instructions (including conditions noted on the label such as unfavorable temperatures, soil conditions, etc.), abnormal conditions (such as excessive rainfall, drought, tornadoes, hurricanes), presence of other materials, the manner of application, or other factors, all of which are beyond the control of SePRO Corporation as the seller. To the extent consistent with applicable law, all such risks shall be assumed by the buyer.

LIMITATION OF REMEDIES

To the extent consistent with applicable law, the exclusive remedy for losses or damages resulting from SpinOut 300 (including claims based on contract, negligence, strict liability, or other legal theories) shall be limited to, at SePRO Corporation's election, one of the following:

- (1) Refund of purchase price paid by buyer or user for product bought, or
- (2) Replacement of amount of product used.

To the extent consistent with applicable law, SePRO Corporation shall not be liable for losses or damages resulting from handling or use of SpinOut 300 unless SePRO Corporation is promptly notified of such losses or damages in writing. To the extent consistent with applicable law, in no case shall SePRO Corporation be liable for consequential or incidental damages or losses.

The terms of the *Warranty Disclaimer* above and this *Limitation of Remedies* cannot be varied by any written or verbal statements or agreements. No employee or sales agent of SePRO Corporation or the seller is authorized to vary or exceed the terms of the *Warranty Disclaimer* or *Limitations of Remedies* in any manner.

©Copyright ____ SePRO Corporation

cccccccccc
cccccccccc
cccccccccc
cccccccccc
cccccccccc
cccccccccc
cccccccccc
cccccccccc
cccccccccc
cccccccccc
cccccccccc
cccccccccc
cccccccccc
cccccccccc
cccccccccc

*Trademark of SePRO Corporation

[Base label for All containers]



SpinOut* 300

ROOT CONTROL COATING

A ROOT GROWTH REGULATOR THAT CAN BE APPLIED TO PLASTIC AND/OR CELLULOSE NURSERY CONTAINERS AND TREATED SHEETS FOR INSERTS TO IMPROVE PLANT ROOT SYSTEMS BY PREVENTING ROOT SPIRALING WHILE IMPROVING FIBROUS ROOT DEVELOPMENT.

Active Ingredient

Copper hydroxide[†] (CAS# 20427-59-2) 23.0%

Other Ingredients 77.0%

TOTAL 100.0%

[†] Metallic Copper equivalent 15.0%

PRECAUTIONARY STATEMENTS

Hazards to Humans and Domestic Animals

Keep Out of Reach of Children

DANGER / PELIGRO

Si usted no entiende la etiqueta, busque a alguien para que se la explique a usted en detalle. (If you do not understand the label, find someone to explain it to you in detail.)

STORE ABOVE 32°F (0°C) AND PROTECT FROM FREEZING

Corrosive. Causes irreversible eye damage. Do not get in eyes or on clothing. Harmful if swallowed, inhaled or absorbed through skin. Avoid contact with skin. Avoid breathing spray mist or vapors. Prolonged or frequently repeated skin contact may cause allergic reactions in some individuals. Wash thoroughly with soap and water after handling and before eating, drinking, chewing gum, or using tobacco. Remove and wash contaminated clothing before reuse.

FIRST AID	
If in eyes	<ul style="list-style-type: none"> Hold eye open and rinse slowly and gently with water for 15 - 20 minutes. Remove contact lenses, if present, after the first 5 minutes, then continue rinsing eye. Call a poison control center or doctor for treatment advice.
If swallowed	<ul style="list-style-type: none"> Call a poison control center or doctor immediately for treatment advice. Have person sip a glass of water if able to swallow. Do not induce vomiting unless told to do so by a poison control center or doctor. Do not give anything by mouth to an unconscious person.
If inhaled	<ul style="list-style-type: none"> Move person to fresh air. If person is not breathing, call 911 or an ambulance, then give artificial

*Trademark of SePRO Corporation

14/15

	respiration, preferably mouth-to-mouth if possible. • Call a poison control center or doctor for further treatment advice.
If on skin or clothing	• Take off contaminated clothing. • Rinse skin immediately with plenty of water for 15 - 20 minutes. • Call a poison control center or doctor for treatment advice.
Have the product container or label with you when calling a poison control center or doctor, or going for treatment. In case of emergency endangering health or the environment involving SpinOut 300, call INFOTRAC at 1-800-535-5053.	

Note to Physician: Probable mucosal damage may contraindicate the use of gastric lavage.

ENVIRONMENTAL HAZARDS

This pesticide is toxic to fish and aquatic invertebrates and may contaminate water through runoff. This product has a potential for runoff for several months or more after application. Poorly draining soils and soils with shallow water tables are more prone to produce runoff that contains this product. Drift and runoff may be hazardous to aquatic organisms in water adjacent to treated areas.

Do not apply directly to water, to areas where surface water is present, or to intertidal areas below the mean high water mark. Do not contaminate water when disposing of equipment washwater or rinsate.

STORAGE AND DISPOSAL

Do not contaminate water, food or feed by storage or disposal.

Pesticide Storage: Store in a cool, dry place. Store above 32°F (0°C) and protect from freezing.

Pesticide Disposal: Wastes resulting from the use of SpinOut 300 may be disposed of on site or at an approved waste disposal facility.

Nonrefillable Container Disposal (rigid, 5 gallons or less): Do not reuse or refill this container. Triple rinse container (or equivalent) promptly after emptying. Triple rinse as follows: Empty the remaining contents into application equipment or a mix tank and drain for 10 seconds after the flow begins to drip. Fill the container ¼ full with water and recap. Shake for 10 seconds. Pour rinsate into application equipment or a mix tank or store rinsate for later use or disposal. Drain for 10 seconds after the flow begins to drip. Repeat the procedure two more times. Then offer for recycling (if available) or reconditioning, or puncture and dispose of in a sanitary landfill, or by incineration, or, if allowed by state and local authorities, by burning. If burned, stay out of smoke.

Nonrefillable Container Disposal (rigid, larger than 5 gal): Do not reuse or refill this container. Triple rinse container (or equivalent) promptly after emptying. Triple rinse as follows: Empty the remaining contents into application equipment or a mix tank. Fill the container 1/4 full with water. Replace and tighten closures. Tip container on its side and roll it back and forth, ensuring at least one complete revolution, for 30 seconds. Stand the container on its end and tip it back and forth several times. Turn the container over onto its other end and tip it back and forth several times. Empty the rinsate into application equipment or a mix tank, treatment area, or store rinsate for later use or disposal. Repeat this procedure two more times. Then offer for recycling (if available) or reconditioning, or puncture and dispose of in a sanitary landfill, or by incineration, or if allowed by state and local authorities, by burning. If burned, stay out of smoke.

Refillable Container Disposal (rigid, larger than 5 gal): Refill this container with pesticide only. Do not reuse this container for any other purpose. Cleaning the container before final

*Trademark of SePRO Corporation

15/15

Spin Out* 300, 67690-27

disposal is the responsibility of the person disposing of the container. Cleaning before refilling is the responsibility of the refiller. To clean the container before final disposal, empty the remaining contents from this container into application equipment or mix tank. Fill the container about 10 percent full with water. Agitate vigorously or recirculate water with the pump for 2 minutes. Pour or pump rinsate into application equipment, rinsate collection system, or treatment area. Repeat this rinsing procedure two more times. If returning container, seal all openings which have been opened during use. Return the empty container to a collection site designated by SePRO Corporation. If the container has been damaged and cannot be returned according to the recommended procedures, contact SePRO Corporation at 1-800-419-7779 to obtain proper handling instructions.

Refer to inside of label booklet for additional precautionary information and directions for use including storage and disposal.

NOTICE: Read the entire label before using. Use only according to label directions. Before buying or using SpinOut 300, read *Warranty Disclaimer, Inherent Risks of Use and Limitation of Remedies* inside label booklet.

EPA REG. NO. 67690-27
FPL20110808

EPA EST. NO. _____
SPC - _____

SePRO Corporation 11550 N. Meridian St., Ste. 600, Carmel, IN 46032 U.S.A.

Root Control Coating

Net contents _____
[Refillable/Nonrefillable container _____]

