

67619-10

07/01/2010

1/13



UNITED STATES ENVIRONMENTAL PROTECTION AGENCY  
WASHINGTON, D.C. 20460

OFFICE OF PREVENTION, PESTICIDES AND TOXIC SUBSTANCES

JUL -1 2010

J. Evelyn Lawson  
Senior Regulatory Information Scientist  
The Clorox Company  
c/o PS&RC P.O. Box 493  
Pleasanton, CA 94566

Subject: CPPC Everest  
Reg. No. 67619-10  
Application Dated: June 01, 2010  
Receipt Date June 02, 2010

Dear J. Evelyn Lawson

The following notification submitted in connection with registration under the provisions of PR Notice 98-10, Federal Insecticide, Fungicide, and Rodenticide Act (FIFRA) section 3(c)9. is acceptable.

**Proposed Notification**

1. Adding Trigger Spray Directions and Marketing Language

**Comments**

Based on a review of the material submitted, the following comments apply:  
This application for notification to add trigger spray directions and marketing language is acceptable. A copy has been placed in our records for future reference.

Should you have any questions or comments concerning this letter, please contact Velma Noble at (703) 308-6233.

Sincerely,

Velma Noble  
Product Manager (31)  
Regulatory Management Branch1 Antimicrobial  
Division (7510P)

**CONCURRENCES**

SYMBOL	DATE	INITIALS	REMARKS	DATE	INITIALS	REMARKS	DATE	INITIALS	REMARKS



United States  
Environmental Protection Agency  
Washington, DC 20460

<input type="checkbox"/>	Registration
<input type="checkbox"/>	Amendment
<input checked="" type="checkbox"/>	Other

OPP Identifier Number  
EL0214

Application for Pesticide - Section I

1. Company/Product Number 67619-10	2. EPA Product Manager Velma Noble	3. Proposed Classification <input type="checkbox"/> None <input type="checkbox"/> Restricted
4. Company/Product (Name) CPPC Everest	PM# 31	
5. Name and Address of Applicant (Include ZIP Code) Clorox Professional Products Company c/o PS&RC; P. O. Box 493 Pleasanton, CA 94566-0803 <input type="checkbox"/> Check if this is a new address	6. Expedited Review. In accordance with FIFRA Section 3(c)(3)(b)(ii), my product is similar or identical in composition and labeling to: EPA Reg. No. _____ Product Name _____	

Section - II

<input type="checkbox"/> Amendment - Explain below.	<input type="checkbox"/> Final printed labels in response to Agency letter dated _____
<input type="checkbox"/> Resubmission in response to Agency letter dated _____	<input type="checkbox"/> "Me Too" Application.
<input checked="" type="checkbox"/> Notification - Explain below.	<input type="checkbox"/> Other - Explain below.

Explanation: Use additional page(s) if necessary. (For section I and Section II.)

Notification of non-mandatory labeling changes per PR Notice 98-10. We enclose 1 marked-up and 5 clean labels. See cover letter for more details. This notification is consistent with the provisions of PR Notice 98-10 and EPA regulations at 40 CFR 152.46, and no other changes have been made to the labeling or the confidential statement of formula of this product. I understand that it is a violation of 18 U.S.C. § 1001 to willfully make any false statement to EPA. I further understand that if this notification is not consistent with the terms of PR Notice 98-10 and 40 CFR 152.46, this product may be in violation of FIFRA and I may be subject to enforcement action and penalties under § 12 and § 14 of FIFRA.

Section - III

1. Material This Product Will Be Packaged In:				2. Type of Container	
Child-Resistant Packaging <input type="checkbox"/> Yes <input type="checkbox"/> No	Unit Packaging <input type="checkbox"/> Yes <input type="checkbox"/> No	Water Soluble Packaging <input type="checkbox"/> Yes <input type="checkbox"/> No	If "Yes" Unit Packaging wgt.    No. per container		<input type="checkbox"/> Metal <input type="checkbox"/> Plastic <input type="checkbox"/> Glass <input type="checkbox"/> Paper <input type="checkbox"/> Other (Specify) _____
* Certification must be submitted		If "Yes" Package wgt    No. per container			
3. Location of Net Contents Information <input type="checkbox"/> Label <input type="checkbox"/> Container		4. Size(s) Retail Container		5. Location of Label Directions	
6. Manner in Which Label is Affixed to Product <input type="checkbox"/> Lithograph <input type="checkbox"/> Paper glued <input type="checkbox"/> Stenciled			<input type="checkbox"/> Other _____		

Section - IV

1. Contact Point (Complete items directly below for identification of individual to be contacted, if necessary, to process this application.)		
Name J. Evelyn Lawson	Title Senior Regulatory Information Scientist	Telephone No. (Include Area Code) (925) 425-6704
<b>Certification</b> I certify that the statements I have made on this form and all attachments thereto are true, accurate and complete. I acknowledge that any knowingly false or misleading statement may be punishable by fine or imprisonment both under applicable law.		6. Date Application Received (Stamped)
2. Signature <i>J. Evelyn Lawson</i>	3. Title Senior Regulatory Information Scientist	
4. Typed Name J. Evelyn Lawson	5. Date June 1, 2010	

Clorox Professional Products Company



June 1, 2010

Ms. Velma Noble, Product Manager 31  
U.S. Environmental Protection Agency  
Document Processing Desk (AMEND)  
Office of Pesticide Programs -7504P  
One Potomac Yard  
2777 S. Crystal Drive  
Arlington, VA 22202

Re: CPPC Everest, EPA Reg. No. 67619-10  
OPP EL0214

Dear Ms. Noble:

The Clorox Company is submitting the revised label to add and modify non-mandatory label text. This notification application packet contains the following:

- ✓ Form 8570-1, Application for Pesticide Registration (OPP EL0214)
- ✓ Revised labeling - 1 strike-out label and 5 clean label copies
- ✓ Strike-out label number is R0546120; clean copy label number is R R0546121

We are submitting the label by notification, per PR Notice 98-10 sections:

- II. E. Changes in Packaging and Related Labeling Statements; to add alternate trigger spray/package related instructions and claims.
- II. H. Use of Symbols and Graphics; to add icons and packaging related instructions.

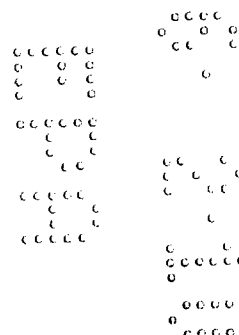
Thank you for reviewing the enclosed submission. If you have any questions, please contact me at 925-425-6842 or Elisa Estremera-Pasky at 925-425-6199.

Sincerely,

J. Evelyn Lawson  
Senior Regulatory Information Scientist  
Clorox Professional Products Company  
CTCPSERC@Clorox.com

c/o PS&RC  
P.O. Box 493  
Pleasanton, CA  
94566-0803

(925) 425-6199  
Fax: (925) 425-4496



4/13

Note: **Bold, italicized text is information for the reader** is not part of the label. [Bracketed information is optional text.] Underlined text is new. Strike-through (text) means removed. R0546-12

# CPPC EVEREST

**KEEP OUT OF REACH OF CHILDREN  
CAUTION:**

See back panel for additional precautionary statements.

**ACTIVE INGREDIENT:**

Alkyl (C<sub>12</sub> 40%; C<sub>14</sub> 50%; C<sub>16</sub> 10%)

dimethyl benzyl ammonium chloride .....0.3%

**OTHER INGREDIENTS:**..... 99.7%

**TOTAL:** .....100.0%

**NET CONTENTS** \_\_\_\_\_

**PRECAUTIONARY STATEMENTS**

**HAZARDS TO HUMANS AND DOMESTIC ANIMALS**

**CAUTION:** Causes moderate eye irritation. Avoid contact with eyes, skin or clothing. Wash thoroughly with soap and water after handling. Avoid contact with foods.

**FIRST AID:**

**If in eyes:** Hold eye open and rinse slowly and gently with water for 15-20 minutes. Remove contact lenses, if present, after the first 5 minutes, then continue rinsing eye. **If on skin or clothing:** Take off contaminated clothing. Rinse skin immediately with plenty of water for 15-20 minutes. Call a poison control center or doctor for treatment advice. Have the product container or label with you when calling a poison control center or doctor, or going for treatment.

**For containers greater than 5 gallons:**

**ENVIRONMENTAL HAZARDS:** Do not discharge effluent containing this product into lakes, streams, ponds, estuaries, oceans, or other water unless in accordance with the requirements of a National Pollutant Discharge Elimination System (NPDES) permit and the permitting authority has been notified in writing prior to discharge. Do not discharge effluent containing this product to sewer systems without previously notifying the local sewage treatment plant authority. For guidance contact your State Water Board or Regional Office of the EPA.

**For containers 1 gallon or less (32 fl oz RTU spray):**

**STORAGE AND DISPOSAL:** Store in the original container. Do not reuse or refill except as described in the directions for use. Refill only with this product. [Please] recycle empty container or discard in trash.

**(128 fl oz direct application/dilutable non-spray):**

**STORAGE AND DISPOSAL:** Store in the original container. Nonrefillable container. Do not reuse or refill this container. [Triple rinse promptly, then] [please] recycle empty container or discard in trash.

**For containers greater than 1 gallon:**

**STORAGE AND DISPOSAL:** Do not contaminate water, food, or feed by storage or disposal. Store in the original container. Nonrefillable container. Do not reuse or refill this container. [Triple rinse promptly, then] [please] recycle empty container or discard in trash.

Mfd. for & ©2001 CLOROX PROFESSIONAL PRODUCTS COMPANY,  
1221 Broadway, Oakland, CA 94612

Made in U.S.A.

QUESTIONS? COMMENTS? CALL 1-800-227-1860

EPA Reg. No. 67619-10

EPA Est. No. 5813-CA-3, CA-4, CA-5, GA-1, 58455-IN-1, IN-2,;

36727-IL-1, -2; 71106-GA-1, GA-2; 71681-IL-1, IL-2, GA-1,;

82427-GA-1; 8251-WI-1; 40873-CA-1, 40873-GA-1


(Actual EPA Est. No. above or below)

**Important Facts:**

Bottle made from \_\_\_\_\_% post-consumer recycled plastic

Contains no phosphorus

Not harmful to septic systems or tanks



***Packaging Related Statements and Icons:***

***[Padlock icon unlocked and locked (on bottle shrink) with corresponding arrow (molded into trigger)]***

**[Refill only with this product]**

**Alternate for Refill Bottle: To Refill [Spray Bottles]:**

**[Remove]**

1. Remove trigger sprayer -or- cap [from empty bottle]

**[Pour]**

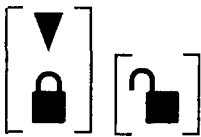
2. Unscrew cap on refill and pour contents directly into empty bottle.

**[Use]**

3. Replace trigger sprayer [and use as you normally would].

-or-

**[Remove trigger sprayer from empty bottle.] unscrew cap and transfer your trigger to this bottle.**



**To refill:** Turn trigger on spray bottle [1/8th turn] counterclockwise [and pull upwards] to remove. [After refilling spray bottle.] Replace trigger by aligning tube on trigger with [opening] [tube] inside bottle and turn clockwise [while pushing down] [-and/or- push [sprayer] straight down [until it clicks] [-and/or- locks into place]].

- **When almost empty, -or- To spray every drop, tilt bottle downward -or- at a downward angle [while spraying].**
- **[To foam (close screen on nozzle) or spray (open screen on nozzle)].**

**DIRECTIONS FOR USE**

**It is a violation of Federal law to use this product in a manner inconsistent with its labeling.**

**OPERATING TRIGGER:**

**To Operate:**

Open hinged cover of sprayer and snap into opening on top. -or- Turn nozzle [counterclockwise] to "spray" -or- "stream" [setting]. -or- Adjust [nozzle] to desired pattern.

-or- To Open, turn the purple nozzle. Spray 6-8 inches from surface. Rub -or- wipe with [brush,] [paper towel,] [sponge,] [lint-free cloth] -or- [cloth]. Do not breathe spray or mist.

[This product] Can be used on -or- won't harm most washable surfaces, fabric, and carpet. Not recommended for use on soft vinyl, varnishes, or aluminum. If applied to those surfaces, rinse and wipe dry immediately. Apply to fabrics immediately before washing. For painted surfaces, test small area first. -or- For best results, always test a small area before washing -or- applying.

Use on hard, nonporous surfaces. For surfaces that may come in contact with food, a potable water rinse is required.

**To Fill Secondary Spray Bottles, Buckets:** Using a drum bung wrench, remove the light colored drum bung. Remove spigot from underside of bung. Drill or punch hole in the center of the bung and screw spigot tightly on to the top of the bung. With drum handling equipment, lay drum on side in rack or cradle with the spigot facing down. Slightly loosen second drum bung with wrench for venting. Rotate spigot lever 180° for dispensing. Close spigot and tighten vent when finished. [If drum pump is available,] remove light colored drum bung with drum bung wrench and insert drum pump for dispensing product.

**Alternate for Refill Bottle: To Refill [Spray Bottles]:**

**Refill only with this product -or-**

**Remove**

1. Remove trigger sprayer -or- cap from empty bottle.

**Pour**

2. Unscrew cap on refill and pour contents directly into empty bottle. Use a funnel to minimize product spills -or- waste.

**Use**

3. Replace trigger sprayer and use as you normally would. -or- Unscrew cap and transfer your trigger to this bottle.

### CLEANING:

#### DIRECTIONS FOR USE:

**General [Kitchen/Bathroom/Floor] Cleaning:** [Remove cooking ingredients and cooked food from areas to be cleaned.] **[To Use Full Strength:]** Spray product directly onto soils and wipe clean. -or- Directly apply [this product] with a cloth, sponge, mop, or trigger sprayer to completely wet surface and wipe clean. No rinsing needed. Repeat for heavily soiled areas. **[To Use Diluted:] [To Clean Large Hard Surfaces and Floors:]** Mix 8 oz -or- 1 cup [of this product] with 1 gallon water. Wet surface completely with cloth, sponge, or mop.

**To Clean/Remove Soap Scum:** Spray product onto soils and wipe clean [with a dry paper towel or lint-free cloth or sponge]. -or- Just spray on and wipe off [with a dry paper towel or lint-free cloth or sponge]. No scrubbing or rinsing necessary. For best results, use a dry paper towel or lint-free cloth. Repeat for heavily soiled areas. For stubborn stains or heavily soiled areas or tough jobs, allow product to penetrate [dirt and/or soap scum] before wiping. For best results, use regularly to prevent dirt and soap scum build up.

**To Clean [Nonporous] Surfaces -and/or- Floors:** Spray soiled area, then wipe clean. -or- For spot cleaning, spray straight from bottle and wipe clean with damp sponge -or- mop. [For larger areas, [remove trigger sprayer and] mix one cup of this product per gallon of warm water and apply with a sponge -or- mop.]

**To Clean Toilets:** To clean and deodorize toilet bowl, squirt liberally (1/2 cup) on toilet sides and upper toilet bowl rim. Swab -or- brush all surfaces thoroughly and flush.

**See page 8 for additional cleaning instructions.**

#### Claims:

- All Purpose Cleaner
- An effective [non-food contact surface] cleaner for use in the [institutional] kitchen, bathroom, bedroom, and other areas
- Can be used diluted for lighter cleaning tasks or full strength for [big] [tough] jobs
- Can be used for a variety of indoor and outdoor cleaning tasks
- Can be used full strength or diluted
- Clean up with the one thing that can handle the kitchen
- Cleaning Formula
- Cleans [all] [washable] floors [including] [no-wax floors] [linoleum] [vinyl] [and] [glazed ceramic tile]
- Cleans [all] [washable] floors [including] [no-wax floors] [linoleum] [vinyl] [and] [glazed ceramic tile]
- Cleans everyday kitchen -and/or- bathroom messes
- Cleans [everyday messes] [grease and grime] throughout the house
- Cleans [Fast,] [All Over the House] [in Kitchens and Bathrooms]
- Cleans [Fast] [in Kitchens and Bathrooms]
- Cleaner [for institutional use]
- Cleans kitchen -and/or- bathroom surfaces
- Cleans kitchen, bathroom and other [institutional] surfaces
- Cleans kitchens to a beautiful shine
- Cleans soap scum -or- dirt -or- build-up
- Cleans [surfaces] [throughout the house]
- Cleans tough [grease] [kitchen] [bathroom] messes [without smearing] [fast]
- Cleans [surfaces]
- Cleans [the] tough soils
- [Combines deep cleaning power with -or- Has] [the] anti-streaking ingredients [of a glass cleaner]
- Contains [more -and/or- powerful] grease cutters
- Cuts cleaning time
- Cuts -or- Cleans greasy dirt -and/or- soap scum -and/or- bathroom soils [fast]
- Cuts -or- Cleans Grime in Kitchens and Bathrooms [Fast]
- Cuts -or- Cleans Kitchen and Bathroom Grime -and/or- Soils [Fast]
- Cuts -or- Powers through tough grease and grime [including bathroom soils] [such as soap scum]
- Cuts [through] tough kitchen -and/or- bathroom [grease,] [grime] [and] [soils]
- Cuts [through] [tough] grease [and] [grime] [and] [messes] [quickly] [and easily] [without a trace] [of residue]
- Deep clean [formula]
- Deep cleaning [cleaner -or- formula]
- Degreaser
- Degreases
- Dissolves [greasy] [kitchen] [bathroom] messes [and odors] [on contact -or- instantly]
- Dissolves grease on contact [-or- instantly]
- Dissolves messes [to a shine] [without a trace] [of residue]
- [Easily cleans the] -and/or- Tough [on] grease [and grime] [throughout the house]
- Effectively removes [everyday] soils on: **Table 1 use sites**
- Eliminates -or- Removes [kitchen] [bathroom] odors
- Fast [Strong] cleaning power
- Fast action [kitchen] [bathroom] cleaner
- Fast, easy cleaning solution
- Floor cleaner
- Formula fights grease
- Formula for bathrooms -and/or- kitchens
- Formulated for kitchen messes [-or- all kitchen cleaning needs]
- Good for everyday cleaning -and/or- for your tough messes
- Good for most indoor and outdoor cleaning tasks
- Grease cutter -or- fighter -or- cutting formula -or- fighting formula
- Great for Kitchen[s] -and/or- Bathroom[s] [soils] [too]
- Great in the Kitchen and Bathroom
- [Great] For Everyday Use [in Kitchens and Bathrooms]
- Improved [-or- Special] [grease fighting] [kitchen cleaning] [formula]
- [Kitchen] [bathroom] cleaner
- Kitchen cleaning made easy
- Maximum Cleaning, Minimum Effort
- [Now] Kitchen cleaning

**CLEANING continued:**

- [Now] Cleans [on grease]
- [Now] Cleans without streaks
- Now [even] tough on [kitchen] grease [-or- messes]
- Now fights grease
- [Now] Great for Kitchens -and/or- Bathroom [soils] too
- [Now] Great in the Kitchen and Bathroom
- Now more -or- Improved grease fighting power
- [Now] Works on Soap Scum
- One cleaner to get a truly clean kitchen
- Perfect -or- Ideal for [greasy] [tough] [grimy] messes [around -or- in the [kitchen] [bathroom] [bedroom]]
- Powers through tough grease and grime [-or- messes] [including [kitchen] [grease and grime] [and] [bathroom soils] [such as soap scum]]
- Powers through [tough] [kitchen] [grease] -or- [messes] -or- [dirt]
- Powers through tough messes [all over the workplace]
- Powers through [your] [the] tough cleaning jobs
- Prevents [odors] [dirt] [soap scum] [build up]
- Quickly cuts through [the] tough grease
- Removes [-and/or- Cleans] [everyday] kitchen messes
- Removes -and/or- Cleans the following:
  - [Automotive] [Splattered] Grease
  - Bathtub Ring
  - Beverage Stains
  - Cosmetics
  - Crayon and Pencil [Marks]
  - Dirt
  - Fingerprints
  - Food -or- Greasy -or- Oily Spills -or- Splatters -or- Messes
  - Food Stains
  - Grime
  - Heel Marks
  - Juice Stains
  - Mud
  - Outdoor Grime
  - Pen -or- Ink [Marks]
  - Pet Stains
  - Smudges
  - Soap Scum
  - Sticky Food Messes -or- Spills
  - Tough Soils
  - Wine Stains
- Special kitchen-cleaning formula
- Specially formulated -or- Specifically -or- Made for kitchen cleaning
- Starts cleaning [-or- to work] on contact [-or- instantly]
- Starts to work before you [even] [do -or- start to] wipe
- Still Great for Bathroom [Soils] -and/or- soap scum
- [Still] Great for Cleaning Power [-or- Kitchens]
- [Still] Tough on Greasy Soils
- Strong [cleaner]
- Strong enough to cut through automotive grease, yet won't harm fabric
- Strong - Cuts through tough grease and grime
- [Strong -] Works for you in cleaning tough grease and grime [found in foodservice kitchens -or- settings]
- This product is designed to be used as part of your daily cleaning process -or- program
- This product's formula cleans
- Tough cleaning with a [bleach-free [**when used with Clorox® alternate brand name**]] [citrus] [fresh] [lemon] [light] [lime] [natural] [orange] scent
- Tough on kitchen grease
- True -or- Truly Clean
- [Versatile -] Designed for multiple uses in the kitchen and dining area
- Works on Soap Scum

**Use Sites:  
See Table 1**

**DEODORIZATION -or- SANITIZATION:**

**To Deodorize -and/or- To Sanitize Non-Food Contact Surfaces:**  
Spray until thoroughly wet. -or- Apply [this product] with mop, cloth, sponge, or trigger sprayer to completely wet all surfaces. Let stand 30 seconds. Then wipe. For heavily soiled areas, a pre-cleaning is required.

**Claims:**

- An effective non-food contact surface sanitizer for use in the kitchen, bathroom, bedroom, and other areas
- Antibacterial [Formula]
- Cleans -or- shines -or- sanitizes washable kitchen -and/or- bathroom -and/or- surfaces and fixtures
- Deodorizer [for Institutional Use]
- Deodorizes [-or- Eliminates] food odors [like garlic and onion] [left behind on kitchen surfaces] [after cooking]
- Eliminates odors caused by bacteria [and mildew] -or- [and non-fresh foods]
- Kills 99.9% of (any organism from List 1) on hard, nonporous surfaces [in 30 seconds] [in half a minute]
- Kills 99.9% of bacteria [in 30 seconds]
- Kills 99.9% of Trichophyton mentagrophytes (Athlete's Foot Fungus) in 10 minutes
- Kills [household] bacteria [and sanitizes without bleaching]

- Kills odor causing bacteria in the kitchen -or- bathroom
- One step cleaning and sanitizing
- Removes -or- Eliminates odors
- Sanitizer [for Institutional Use]
- Sanitizes [kitchen -or- bathroom] [surfaces] [in 30 seconds] [in half a minute]
- This product is a sanitizer for hard and nonporous, non-food contact surfaces according to the method for Sanitizers – Non-Food Contact Surfaces, modified in the presence of 5% organic serum, in 30 seconds against: **any organism from List 1**

**Organisms: (List 1)**

Enterobacter aerogenes [ATCC 13048], Staphylococcus aureus (Staph) [ATCC 6538], Escherichia coli O157:H7 (E. coli) [ATCC 35150], Streptococcus pyogenes (Strep) [ATCC 19615], [Vancomycin Resistant] Enterococcus faecalis (VRE) [ATCC 51299], Salmonella choleraesuis -or- enterica (Salmonella) [ATCC 10708], Pseudomonas aeruginosa (Pseudomonas), Herpes simplex virus Type 2 (Herpes), Influenza A Hong Kong (common flu virus), Human Immunodeficiency Virus Type 1 (HIV-1)

**Use Sites:**

**See Table 1**

**KILLS HIV ON PRECLEANED ENVIRONMENTAL SURFACES/ OBJECTS PREVIOUSLY SOILED WITH BLOOD/BODY FLUIDS** in healthcare settings or other settings in which there is an expected likelihood of soiling of inanimate surfaces/objects with blood or body fluids and in which the surfaces/objects likely to be soiled with blood or body fluids can be associated with the potential for transmission of Human Immunodeficiency Virus Type 1 (HIV-1) (associated with AIDS).

**SPECIAL INSTRUCTIONS FOR CLEANING AND DECONTAMINATION AGAINST HIV-1 ON SURFACES/OBJECTS SOILED WITH BLOOD/ BODY FLUIDS**

**PERSONAL PROTECTION:** Clean-up should always be done wearing protective latex gloves, gowns, masks and eye protection.

**CLEANING PROCEDURE:** Blood and other body fluids containing HIV must be thoroughly cleaned from surfaces and objects before application of this product.

**CONTACT TIME:** Leave surface wet for 30 seconds. For all other organisms, see directions for required contact times.

**DISPOSAL OF INFECTIOUS MATERIALS:** Blood, body fluids, cleaning materials and clothing should be autoclaved and disposed of according to local regulations for infectious waste disposal.



9/13

### DISINFECTION:

**To Disinfect:** Spray until thoroughly wet. -or- Apply [this product] full strength with mop, cloth, sponge, or trigger sprayer to completely wet all surfaces. Let stand 10 minutes. For Herpes simplex virus Type 2, Influenza A Hong Kong or Human Immunodeficiency Virus Type 1, let stand for 30 seconds. Then wipe. For heavily soiled areas, a precleaning is required. For food contact surfaces such as institutional kitchen/restaurant counters, tables, and appliances, rinse disinfected surface with potable water. Do not use on glasses, dishes, or utensils.

#### Claims:

- An effective disinfectant for use in the kitchen, bathroom, bedroom, and other areas
- Antibacterial -or- Germicidal\* Cleaning [on hard, nonporous surfaces] [for Kitchens and Bathrooms]
- Antibacterial -or- Germicidal\* [Formula]
- Cleaner and disinfectant in one
- [Cleans and] Disinfects
- Disinfectant [for Institutional Use]
- Disinfects [Germs\*]
- Disinfects [washable] kitchen surfaces including killing [99.9% of] germs\* -and/or- bacteria -and/or- viruses† -and/or- fungi
- Easily clean and disinfect
- Fungicidal -or- Antifungal
- Kills [99.9% of] (any organism in list 2)
- Kills [99.9% of] [kitchen] [bathroom] bacteria [in seconds]
- Kills [99.9% of] Germs\*
- Kills 99.9% of [common] germs [in seconds]
- Kills bacteria -or- viruses
- Kills certain viruses† [in 30 seconds] [in half a minute]
- Kills Flu Virus
- Kills bacteria -or- germs\* -or- viruses† on washable kitchen -and/or- bathroom surfaces and fixtures
- Kills Influenza A Hong Kong virus[, the virus that causes the common flu] [in 30 seconds] [in half a minute]
- Kills [most] bacteria -or- germs\* -or- viruses† [while it cleans] [tough] [everyday] [kitchen] [bathroom] [messes]
- Kills [Salmonella] [kitchen germs\*]
- This product is a Broad Spectrum disinfectant, bactericidal according to the AOAC Germicidal Spray Products test method

- This product is effective against the pathogenic fungi Trichophyton mentagrophytes (Athlete's Foot Fungus) when used as directed for disinfection with a contact time of 10 minutes on hard, nonporous surfaces in bathrooms, including shower stalls, floors, and glazed bathroom tiles
- Virucidal† -or- Antiviral†

**Germicidal\* against the following [organisms]: -or- [This product] kills the following [organisms]: -or- Disinfects against the following [organisms]:**

#### Organisms: (List 2)

Avian Influenza A [(H3N2)] Virus [(Avian Reassortant)] [Strain A/Washington/897/80 X A/Mallard/New York/6750/78] [(Avian flu)] [ATCC VR-2072], Escherichia coli [(E. coli)] [ATCC 11229], \*Pseudomonas aeruginosa (Pseudomonas) [ATCC 15442], Staphylococcus aureus (Staph) [ATCC 6538], Salmonella choleraesuis -or- enterica (Salmonella) [ATCC 10708], Trichophyton mentagrophytes (Athlete's Foot Fungus) [ATCC 9533], Herpes simplex virus Type 2 [Strain G, ATCC VR-734]†, [Hospital-Acquired] Methicillin-resistant Staphylococcus aureus [(HA-MRSA)] [ATCC 33592], Influenza A Hong Kong virus (common flu virus) [ATCC VR-544]†, Listeria monocytogenes [(Listeria)] [ATCC 19117], Methicillin-resistant Staphylococcus aureus [(MRSA)] [ATCC 33592], Human Immunodeficiency Virus Type 1 (HIV-1)† [when used as directed] [for spray application]

#### Use Sites:

**See Table 1**

### Pandemic 2009 H1N1 Influenza A virus\*\*\*

#### Claims:

- Respiratory illnesses attributable to Pandemic 2009 H1N1 are caused by influenza A virus. This product (**Product Name**) is a broad-spectrum hard surface disinfectant that has been shown to be effective against influenza A virus and is expected to inactivate all influenza A viruses including Pandemic 2009 H1N1 (formerly called swine flu).
- This product has demonstrated effectiveness against influenza A virus and is expected to inactivate all influenza A viruses including Pandemic 2009 H1N1 influenza A virus.
- This product has demonstrated effectiveness against influenza A virus and is expected to inactivate all influenza A viruses including Pandemic 2009 H1N1 influenza A virus.
- This product has demonstrated effectiveness against influenza A virus and is expected to inactivate all influenza A viruses including Pandemic 2009 H1N1 (formerly called swine flu).
- Kills Pandemic 2009 H1N1 influenza A virus (formerly called swine flu).
- Kills Pandemic 2009 H1N1 influenza A virus.

\*\*\* per Agency guidance dated October 22, 2009 "Guidance for Testing and Labeling Claims against Pandemic 2009 H1N1 Influenza A Virus (formerly called Swine Flu)" [www.epa.gov/oppad001/h1n1-guide.html](http://www.epa.gov/oppad001/h1n1-guide.html)

Note: ***Bold, italicized text is information for the reader. It is not part of the label.*** [Bracketed information is optional text.] Underlined text is new. Strike-through (text) means removed. R0546-12

**VEHICLE CLEANING AND DISINFECTION:**

**To Clean:** Clean all vehicles including mats, crates, cabs, and wheels with high pressure water and this product. Use 4-8 oz per gallon water, for caked-on soil, use 12-16 oz per gallon. For heavy, greasy or oily soils, use full strength.

**To Disinfect:** Pre-clean surfaces to be disinfected. Apply [this product] full strength with cloth, sponge, or a course spraying device, such as a trigger sprayer to completely wet all surfaces. Let stand 10 minutes. Allow to air dry.

**MILDEWSTAT:**

**To Inhibit Mold or Mildew Growth on hard, nonporous surfaces:** Thoroughly preclean the surface following the [general] cleaning directions. Spray until thoroughly wet. Let stand 10 minutes. Then wipe. Reapply as new growth appears.

- Inhibits -or- controls the growth of mold and mildew
- Prevents mold and mildew growth
- This product will effectively inhibit the growth of mildew and the odors caused by them when applied to hard, nonporous surfaces
- This product is mildewstatic and will effectively inhibit the growth of mildew and the odors caused by mildew when applied to hard, nonporous surfaces

**Organisms:**

Aspergillus niger (mildew) [ATCC 16404], Trichophyton mentagrophytes (Athlete's Foot Fungus) [ATCC 9533]

**GENERAL CLAIMS:**

• New [and -or- & Improved][!] to be used as a claim descriptor only for the first 6 months of product on shelf

**Scent descriptors:**

- [Citrus] [Clean] [Floral] [Fresh] [Lemon] [Light] [Lime] [Mild] [Mint] [Mist] [Natural] [Orange] [Pleasant] [Pleasing] [Powder] scent[ed]
- [Citrus] [Clean] [Floral] [Fresh] [Lemon] [Light] [Lime] [Mild] [Mint]
- [Citrus] [Lime] Blend -or- Zest
- [Citrus] [Cotton] [Laundry] [Lemon] [Linen] [Pure] [Rain] [Re-freshing] [Serene] [Spring] [Summer] [Sun[burst]] Clean
- Clean -or- Soft Cotton
- [Crisp] [Lemon] [Lime] [Natural] breeze
- Crisp Linen -or- Morning
- Crisp -or- Sunny Citrus
- Fresh [Bleach-free [*when used with Clorox® alternate brand name*]] [Citrus] [Clean] [Lemon] [Light] [Lime] [Mist] [Natural] [Orange] Scent
- Fresh [Cotton] [Linen] [Mist] [Rain]
- Fresh Rain
- [Laundry] [Lemon] [Ultra] [Watery] Fresh
- Lime Blast
- [Mist] [Natural] [Orange] [Pleasant] [Pleasing] [Powder] scent[ed]
- Morning Dew
- Orange Power
- Fresh Rain

**Non-disinfectancy-related bullets/bursts/sentences:**

- A better way to keep your -or- the kitchen looking clean
- A kitchen that is ready-to-go
- A polished-clean kitchen
- All-Spray -or- Easy Spray -or- Empt-Ease -or- Reliaspray -or- Spray-All [Bottle] [Technology]
- All your -or- the senses know it is clean
- Best for your -or- the kitchen
- Best kitchen results
- Best results for the kitchen
- Bleach-free [*when used with Clorox® alternate brand name*]
- Cleaner, degreaser, disinfectant
- Cleans without bleaching -or- bleach
- Clear formula
- Commercial Solutions®
- Contains no abrasives, harsh acids
- Contains no bleach
- Contains no [dyes] [perfumes] [fragrance] [added colors]
- Deep Cleaning
- [Delivers] a clean you can see, smell, and feel
- Designed for foodservice applications -or- needs
- Developed -or- Formulated with your -or- the kitchen in mind
- Dye-Free [and Fragrance-Free]
- Easy Drop Delivery
- Easy to use
- For a cleaner, fresher area
- For use on both white and colored hard surfaces
- Formulated to satisfy [-or- Satisfies] your sense of clean [-or- the senses]
- Fragrance-Free
- Free of [Added] [Dyes] [Perfumes] [Fragrance] [Colors]
- [Free of perfumes & -or- and] clear of dyes
- Get a noticeably clean kitchen
- Get -or- Spray Every Drop[!]
- Glass & Chrome [-or- Surface]
- Great for everyday use [in the kitchen -or- bathroom]
- Improved -or- New kitchen formula
- Institutional [size]
- Just spray and wipe
- Kitchen cleaning done right
- Last Drop Access
- Leaves area smelling clean with a light fresh [citrus] [lemon] [lime] [mist] [natural] [orange] scent
- Leaves no smeary residue

Note: **Bold, italicized text is information for the reader** is not part of the label. [Bracketed information is optional text.] Underlined text is new. Strike-through (text) means removed. R0546-12

**GENERAL CLAIMS continued:**

- Leaves nothing behind [but clean]
- Low [or no] filming -and/or- streaking
- Made for kitchen surfaces and odors
- Made for your -or- the kitchen
- Multi-Surface, Glass, and Chrome
- [New] fresh scent [-or- streak-free] formula
- No [Added] Dyes -or- Fragrance -or- Perfumes
- No mixing
- No streaking or filming
- No [Unpleasant] Fumes
- No Waste -or- Wasteless Bottle
- Non-abrasive formula [will not scratch surfaces]
- Non-Chlorine Formula: Will not bleach clothing or colored surfaces
- [Now] streak-free
- Passes the kitchen everyday use -or- torture test
- Perfume-Free
- Pump spray
- Restores your -or- the kitchen to a clean state
- Smart Tubef® [TM] Technology
- Special -or- Premium Surfaces
- Stainless Steel
- Start with a clean slate
- Streak-free shine
- Trigger spray
- Versatile
- Works on a wide range of surfaces, both indoors and outdoors
- Works quickly
- You can be sure your -or- the surfaces are clean

**TABLE 1**  
**Use Sites**

**Use on hard, nonporous surfaces in:**

Airplanes	Dens	Lavatories	Public Restrooms
Airports	Dorms	Lounges	Public Telephone[s] [Booths]
Ambulances	Elevators	Malls	Recreational Centers -or- Facilities
Automobiles	Emergency Vehicles	[Manufacturing] Plants	Rental Cars
Basements	Factories	Markets	Rest Stops
Bathrooms	Fast Food Restaurants	Mass Merchandisers, Discount Retailers -and/or- General Merchandise Stores	Restaurants
Bathroom -or- Locker Room Facilities	[Food Processing] Plants	Military Installations	Restrooms
Bedrooms	Garages	Mobile Homes	School Buses
Boats	Gas Stations	Motels	Schools
Bowling Alleys	Grocery Stores	Motor Homes	Shelters
Buses	Gyms -or- Gymnasiums	Mudrooms	Ships
Butcher Shops	Health Clubs	Nurseries	Shops
Cafeterias	Home Centers	Offices	Subways
Campers	Hotels	Pet Areas	Supermarkets
Cars	Institutional Kitchens	Pharmacies	Toolsheds
Churches	[Institutional] Laundromats	Play Areas -or- Rooms	Trains
Convenience Stores	Institutions	Playgrounds	Trolleys
Correctional Facilities	Kennels	[Police -and/or- Fire] Vehicles	Vacation Homes
[Damp] Storage Areas	Kitchen[s] [surfaces]	Public Facilities	Warehouse Clubs
Day Care Centers	Laboratories		
	Laundry Rooms		

**[Special] [Instructions for] Kennels:** Remove all animals, feeds, animal transportation vehicles, crates, litter, and droppings from premises. Empty feeding and watering appliances. Thoroughly clean surfaces with soap or detergent and rinse with water. Wet surfaces with 1 cup per gallon of disinfectant solution for 10 minutes. Do not house animals or employ equipment until product has been absorbed, dried, or set. Ventilate room thoroughly. Rinse treated surfaces with water. For disinfection of feeding and watering appliances, scrub with use solution. Let surfaces remain wet for 10 minutes. Then thoroughly scrub all treated surfaces with soap or detergent and rinse with potable water.

**[Special] [Instructions for] Food Processing Plants:** Before disinfecting area, food products and packaging materials must be removed from room or carefully protected. Follow the disinfection directions on the label.

TABLE 1 continued

**Use on non-critical surfaces in:**

Dental Offices	Hospitals	Nursing Homes	Physicians' Offices
Examination Rooms	Medical Clinics	Patient Rooms	Veterinary Offices

This product is not to be used as a terminal sterilant/high level disinfectant on any surface or instrument that (1) is introduced directly into the human body, either into or in contact with the bloodstream or normally sterile areas of the body, or (2) contacts intact mucous membranes but which does not ordinarily penetrate the blood barrier or otherwise enter normally sterile areas of the body. This product may be used to pre-clean or decontaminate critical or semi-critical medical devices prior to sterilization or high level disinfection.

**Surfaces:** [For use on -or- Use this product on] [Washable] Hard, Nonporous Surfaces:

Appliance Exterior[s] [Surfaces]	Drain Boards	[Medicine] Cabinets	Stovetops or Stoves
Appliance -or- Cabinet Knobs	Drawer Pulls	Metal	Synthetic Marble
Baked Enamel	Dressing Carts	Metal Blinds	Tables
[Bathroom] [Kitchen] Faucet[s]	Elevator Buttons	Metal Work Benches	Telephones
[Handles]	Exhaust Fans	Microwave Exterior	[Tiled] Walls
Bathtubs	[Fast Food] [Kitchen] [ Picnic]	Office Machinery	Tires
Bed Frames	[Play] [Restaurant] [Tray]	Office -or- Bedroom -or-	[Toilet [Flush]] [Telephone]
Boats	Tables	Bedside Furniture	[Cabinet] [Dishwasher] [Door]
Bottoms of Pots and Pans	[Filing] [Medicine] Cabinets	Outdoor Grill Exteriors	Handles
Burner Trays	Finished Hardwood	Outdoor -or- Patio Furniture	Toilet -and/or- Urinal Exterior[s]
Cages	Finished or Painted Woodwork	Oven Doors	[Surfaces] -or- Exterior Toilet
Car Interiors	Finished Window Sills	Piano Keys	Surfaces
Chairs	Fixtures	Pet Areas -or- Surfaces	Toilet Seats
[Children's] Furniture	Floors [Around Toilets]	Plastic Laundry Hampers -or-	Toilets
Chrome	Furniture	Baskets	Tools
Chrome Exterior Surfaces of	Freezer Exterior	Plastic Patio Furniture	Toy Boxes -or- Storage Bins
Urinals -and/or- Toilets	Garage Surfaces	-or- Lawn Chairs	Trailers
Closets	Garbage Cans	Plastic Shower Curtains	[Training] Toilets
[Clothes] [Diaper] Hampers	Glass	Playground Equipment	Trash Cans -or- Compactors
Cooler Exteriors	Glass-topped Furniture	Playpens	Tubs
Countertops -or- Counters	Glazed [Ceramic] Tile	Portable Toilets	Vanity Tops
Cupboards	Glazed Porcelain [Tiling -or- Tile]	[Public -or- Pay] Telephones	Vehicles
Cribs	[Grocery] Basket -or- Cart	-or- Phone Booths	Vending Machine Surfaces
Crystal (Non-Food Contact Area)	Handles	Range Hoods	[Vinyl] Linoleum -or- Wallpaper
[Diaper] Changing Tables -or-	[Grocery Store] Carts	Recycling Bins	[Washable] Floors [including
Areas	Gym Equipment	Refrigerator Door Handles	linoleum, no-wax, vinyl, and
Desks	[Hard] Plastic -or- Vinyl	Refrigerator Exterior	glazed ceramic tile]
Diaper Pails	Highchairs (Non-Food Contact	RVs	Washable Kitchen Surfaces
[Dining] [fast food] [kitchen]	Areas)	Sealed Fiberglass	[Washable] Walls
[picnic] [play] [restaurant]	[Kid's] Play [Structures]	Shelves and Drawers	Washers/Dryers -or-
[tray] tables	[Equipment] [Furniture]	Shower Doors -or- Walls	Washing Machine[s]
Dining room surfaces -and/or-	[Tables]	Shower Stalls -or- Showers	Exterior[s]
tables -and/or- fast food	[Kitchen] Appliance Exteriors	Signs	Wastebaskets
restaurant tables	Lamps	Sinks	Windows
Door Frames	Light Fixtures -or- Switches -or-	Sports Equipment	Windshields
Doorknobs	Panels	Stainless Steel	
Doors	Lockers	Stereo Consoles	

Note: **Bold, italicized text is information for the reader** is not part of the label. [Bracketed information is optional text.] Underlined text is new. Strike-through (text) means removed.  
R0546-12

**Cleaning Instructions**

TYPE OF CLEAN	SURFACE	SOIL	DILUTION	CLEANING TIPS
<b>General</b>	<ul style="list-style-type: none"> <li>• Kitchen appliance exteriors</li> <li>• Stovetops, counters, cabinets‡</li> </ul>	Splattered grease, food stains	• Full Strength	<ul style="list-style-type: none"> <li>• Spray on surface</li> <li>• Wipe or rinse with water</li> </ul>
	<ul style="list-style-type: none"> <li>• Glazed bathroom tiles, sinks, tubs, showers, toilets</li> </ul>	Soap scum, dirt, stains		
	<ul style="list-style-type: none"> <li>• Walls, windowsills‡, metal or plastic blinds</li> </ul>	Fingerprints, smudges, dirt	• 1-2 oz per gallon water	
<b>Outdoor</b>	<ul style="list-style-type: none"> <li>• Vehicles, boats, RVs, trailers, tools</li> </ul>	Light grease and dirt	<ul style="list-style-type: none"> <li>• 4-8 oz per gallon water</li> <li>• For caked-on soil, use 12-16 oz per gallon</li> </ul>	<ul style="list-style-type: none"> <li>• Apply premixed solution to soil</li> <li>• Wipe or rinse with water</li> </ul>
	<ul style="list-style-type: none"> <li>• Sports equipment, patio furniture (metal or plastic‡)</li> </ul>	Grease and grime	<ul style="list-style-type: none"> <li>• 4-8 oz per gallon water</li> <li>• For heavy, greasy or oily soils, use full strength</li> </ul>	
<b>Floors</b>	<ul style="list-style-type: none"> <li>• No-wax floors, tile, linoleum, hard vinyl</li> </ul>	Everyday floor soils, tracked-in dirt	<ul style="list-style-type: none"> <li>• General cleaning: 4-8 oz per gallon water</li> <li>• For heavy soil or grease, use 12-16 oz per gallon</li> </ul>	<ul style="list-style-type: none"> <li>• Apply to floor with mop</li> <li>• Rinse with water</li> </ul>
		Corners & other areas of build up	• Full Strength	<ul style="list-style-type: none"> <li>• Spray on surface</li> <li>• Wipe or rinse with water</li> </ul>
<b>Spot Cleaning</b>	<ul style="list-style-type: none"> <li>• Colorfast carpets, fabrics, wall coverings (test first)</li> </ul>	Light grease and dirt	• 1-2 oz per cup water	<ul style="list-style-type: none"> <li>• Apply to damp cloth, then brush or blot stain until it disappears</li> <li>• Blot with clean, damp cloth or rinse with water</li> <li>• Blot dry</li> </ul>
<b>Glass</b>	<ul style="list-style-type: none"> <li>• Windows, mirrors, windshields</li> <li>• Light fixtures, crystal</li> </ul>	Window dirt, smudges, fingerprints	• 1-2 oz per gallon water	<ul style="list-style-type: none"> <li>• Spray premixed solution on soil</li> <li>• Wipe or rinse with water</li> <li>• Dry with lint-free paper towel or cloth</li> </ul>

‡Not recommended for use on wood. For painted surfaces, test small area first.