


**BREVITY  
BLUE**



**LIQUID DISINFECTANT  
SCOURING CRÈME**

**Leaves every hard surface clean – sparkling brite**

**BLEACHES • POLISHES**

**CONTROLS ODORS**

**CONTROLS MILDEW**

**ACTIVE INGREDIENT:**

Sodium hypochlorite..... 0.75%

**OTHER INGREDIENTS:**.....99.25%

**TOTAL:** 100.00%

**EPA REG. NO.:** 67603-7




**EPA EST. NO.:** 257-MD-1

**KEEP OUT OF REACH OF CHILDREN**

**CAUTION**

See Side/Back panel for additional precautionary statements

\_\_\_ Nt. Wt.



This remarkable liquid scouring compound quickly and easily removes soil, stubborn stains, grease, soap scum and scuff marks from a variety of surfaces, leaving the surfaces clean and eliminating odor causing organisms.

Excellent for cleaning and polishing:

- Bathroom tile
- Ceramic wall and floor tile
- Sinks
- Porcelain enamel washers, etc.
- Pots and pans
- Whitewall tires
- Shower Stalls
- Wash Basins
- Swimming pool surfaces
- Chrome fixtures
- All metal hardware
- Woodwork
- Cement floors
- Bathtubs
- Stainless Steel

**DIRECTIONS FOR USE**


It is a violation of Federal law to use this product in a manner inconsistent with its labeling.

1. SHAKE WELL BEFORE USING.
2. Squeeze onto damp cloth or sponge and apply to soiled surface (or apply directly onto surface to be cleaned).
3. Remove loosened soil with dampened cloth or sponge.
4. Rinse with clean water. Leaves no slippery film.

**To Kill Mildew on Hard Surfaces:** Apply product to affected area. Let stand 10 minutes. Rinse off. Repeat when necessary.

**To Disinfect Toilet Bowls:** Flush first. Apply 4 ounces of material above waterline, under and around rim of bowl. Let soak 10 minutes. Swab all surfaces thoroughly. Then flush.

**Avoid soaking on porcelain surfaces for more than 30 minutes.**



**PRECAUTIONARY STATEMENTS**

**Hazards to Humans and Domestic Animals**

**CAUTION.** Irritating to the eyes and skin. Harmful if swallowed.

**FIRST AID**

**IF IN EYES:**

- Hold eye open and rinse slowly and gently with water for 15-20 minutes.
- Remove contact lenses, if present, after the first 5 minutes, then continue rinsing eye.
- Call a poison control center or doctor for treatment advice.

**IF ON SKIN OR CLOTHING:**

- Take off contaminated clothing.
- Rinse skin immediately with plenty of water for 15-20 minutes.
- Call a poison control center or doctor for treatment advice.

**IF SWALLOWED:**

- Call a poison control center or doctor immediately for treatment advice.
- Have person sip a glass of water if able to swallow.
- Do not induce vomiting unless told to do so by the poison control center or doctor.
- Do not give anything by mouth to an unconscious person.

Have the product container or label with you when calling a poison control center or doctor, or going for treatment.

**STORAGE AND DISPOSAL**

Do not contaminate water, food, or feed by storage and disposal.

**STORAGE:** Keep away from heat. Avoid spillage on colored fabrics. Store only in tightly closed, original container in a secure area inaccessible to children.

**DISPOSAL:** Do not reuse empty container. Rinse thoroughly before discarding in trash.

Sherwin-Williams Consumer Group  
601 Canal Road  
Cleveland, OH 44113

