


67517-95

09/20/2011

1/8



U.S. ENVIRONMENTAL PROTECTION AGENCY

Office of Pesticide Programs
Registration Division (7505P)
Ariel Rios Building
1200 Pennsylvania Ave., NW
Washington, D.C. 20460

EPA Reg. Number:

67517-95

Date of Issuance:

SEP 20 2011

Term of Issuance: Unconditional

Name of Pesticide Product:

Assault Mouse Bait Station I
CU

NOTICE OF PESTICIDE:

[x] Registration
[] Reregistration
(under FIFRA, as amended)

Name and Address of Registrant (include ZIP Code):

PM Resources
13001 St. Charles Rock Road
Bridgeton, MO 63044

Note: Changes in labeling differing in substance from that accepted in connection with this registration must be submitted to and accepted by the Registration Division prior to use of the label in commerce. In any correspondence on this product always refer to the above EPA registration number.

On the basis of information furnished by the registrant, the above named pesticide is hereby registered/reregistered under the Federal Insecticide, Fungicide and Rodenticide Act. Registration is in no way to be construed as an endorsement or recommendation of this product by the Agency. In order to protect health and the environment, the Administrator, on his motion, may at any time suspend or cancel the registration of a pesticide in accordance with the Act. The acceptance of any name in connection with the registration of a product under this Act is not to be construed as giving the registrant a right to exclusive use of the name or to its use if it has been covered by others.

This product is registered in accordance with FIFRA section 3(c)(5) provided that you:

- 1. Revise the EPA Registration Number to read "EPA Reg. # 67517-95".
2. Submit two copies of your final printed label before you release the product for shipment.

If these conditions are not complied with, the registration will be subject to cancellation in accordance with FIFRA sec. 6(e). Your release for shipment of the product constitutes acceptance of these conditions. A stamped copy of the label is enclosed for your records.

If you have any questions, please contact Gene Benbow at (703) 347-0235 or via email at benbow.gene@epa.gov.

Signature of Approving Official:

Date:

John Hebert
Product Manager 07
Insecticide-Rodenticide Branch
Registration Division (7505P)

[Handwritten signature of John Hebert]

SEP 20 2011

ASSAULT[®] MOUSE BAIT STATION I CU

ACCEPTED
SEP 20 2011
 Under the Federal Insecticide,
 Fungicide, and Rodenticide Act,
 as amended, for the pesticide
 Registered under
 EPA Reg. No. **67517-95**

**THIS BAIT STATION IS RESISTANT TO WEATHER
 AND TO TAMPERING BY CHILDREN AND DOGS
 For Use Indoors and Outdoors**

REFILLABLE MOUSE POISON BAIT STATION
 Contains Bitrex

For Use in and Around Homes and Residential Buildings
 Effective Indoor and Outdoor House Mouse Control Kills
 House Mice

Can Kill in One Night's Feeding*

Moisture Resistant

Weather Resistant

*House Mice usually consume a lethal dose in a single feeding, but it may take two or more days for them to die. Due to Stop Feed Action, house mice cease feeding after consuming a toxic dose. This product is effective against anti-coagulant-resistant house mice.

ACTIVE INGREDIENT:

Bromethalin (CAS No. 63333-35-7).....0.01%

OTHER INGREDIENTS99.99%

TOTAL 100.00%

KEEP OUT OF REACH OF CHILDREN

CAUTION

**SEE SIDE/BACK PANEL FOR
 PRECAUTIONARY STATEMENTS**

**MAY BE HARMFUL IF EATEN
 BY CHILDREN OR PETS**

EPA Reg. No.: 67517-XX

EPA Est. No.: 67517-MO-1

NET CONTENTS 1.0 oz. (2 X 0.5 oz.) BLOCKS per BAIT STATION

2 to 32 X 0.5 oz. BLOCKS per 1 to 16 BAIT STATIONS

Manufactured By
PM RESOURCES, INC.
 13001 St. Charles Rock Road
 Bridgeton, MO 63044

Lot/Code/Product/Revision Numbers as Needed Mfg. & Printed in U.S.A.

SIDE/BACK PANEL

PRECAUTIONARY STATEMENTS

HAZARDS TO HUMANS AND DOMESTIC ANIMALS

CAUTION: Harmful if swallowed or absorbed through skin. Causes moderate eye irritation. Do not get in eyes, on skin, or on clothing. Keep away from children, domestic animals, and pets. Any person who retrieves carcasses or unused bait following application of this product must wear waterproof gloves.

User Safety Requirements:

As soon as possible, wash hands thoroughly after applying bait and before eating, drinking, chewing gum, using tobacco, or using the toilet.

FIRST AID

Have product container or label with you when calling a poison control center or doctor for treatment. You may also contact the Hotline Number at 1-800-345-4735 for health concerns, emergency medical treatment information or pesticide incidents.

- If Swallowed**
- Call a poison control center, doctor, or HOT LINE NUMBER 1-800-345-4735 immediately for treatment advice.
 - Have person sip a glass of water if able to swallow.
 - Do not induce vomiting unless told to do so by a poison control center or doctor.
 - Do not give anything by mouth to an unconscious person.
-

- If in Eyes**
- Hold eye open and rinse slowly and gently with water for 15-20 minutes. Remove contact lenses, if present after the first 5 minutes, then continue rinsing eye.
 - Call a poison control center or doctor for treatment advice.
-

- If On Skin or Clothing**
- Take off contaminated clothing.
 - Rinse skin immediately with plenty of water for 15-20 minutes.
 - Call a poison control center, doctor, or HOT LINE NUMBER 1-800-345-4735 immediately for treatment advice.
-
-

TREATMENT FOR PET POISONING

If an animal eats this bait, call a veterinarian or 1-800-345-4735 at once.

NOTE TO PHYSICIAN or VETERINARIAN

Contains the nerve poison bromethalin. This product is not an anticoagulant type rodenticide. For humans or animals ingesting bait and/or showing poisoning signs (such as muscle tremors, loss of hind limb use, or seizures for animals), limit absorption by either emesis or gastric lavage. Sublethal symptoms, if present, would be the result of cerebral edema and should be treated accordingly through administration of an osmotic diuretic and corticosteroid.

ENVIRONMENTAL HAZARDS

This product is extremely toxic to mammals and birds. Dogs and scavenging mammals and birds might be poisoned if they feed upon animals that have eaten this bait. Do not apply directly to water.

DIRECTIONS FOR USE

It is a violation of Federal Law to use this product in a manner inconsistent with its labeling.

READ THIS LABEL: Read this entire label and follow all use directions and use precautions. Use only for the sites, pests, and application methods described on this label.

IMPORTANT: THIS BAIT STATION MAY BE USED IN AND AROUND (WITHIN 50 FEET OF) BUILDINGS ACCESSIBLE TO CHILDREN AND PETS, CONSISTENT WITH USE RESTRICTIONS AND OTHER REQUIREMENTS INDICATED IN THIS LABEL.

To help prevent accidents:

1. Store product not in use in a location out of reach of children and pets.
2. Dispose of product container and unused, spoiled and unconsumed bait as specified on this label.

USE SITES: For indoor and outdoor use. This product may only be used to control house mice in and around homes and residential buildings.

USE RESTRICTIONS: Do not use this product in sewers. Do not place this ready-to-use bait station in any area where there is a possibility of contaminating food or surfaces that come into direct contact with food. Do not apply further than 50 feet from home or building. Do not deliberately remove bait from bait station for broadcasting. Do not sell this product in individual packages holding more than 1 pound of bait.

SELECTION OF TREATMENT AREAS: Determine areas where house mice will most likely find and consume the bait. Generally, these are along walls, by gnawed openings, in corners, burrows and concealed places, between floors and walls, or in locations where house mice or their signs have been seen. Remove as much alternative food accessible to house mice as possible.

INSTRUCTIONS FOR SECURING THE MOUSE BAIT STATION: (WHEN EQUIPPED WITH ADHESIVE PAD ON THE BOTTOM).


1. Turn the Bait Station upside down. On the bottom of the station will be an adhesive pad with a thin plastic cover over it. Peel the cover off the adhesive pad, leaving the pad intact and attached. This will expose an adhesive surface that can be used to place the Bait Station securely in your desired location.
2. Place Bait Station with adhesive pad down on a clean, flat, solid surface in the area where rodent activity has been noted. Press down firmly for 10 seconds to adhere Bait Station to surface. Your Station is now in place for baiting.

SIDE/BACK PANEL

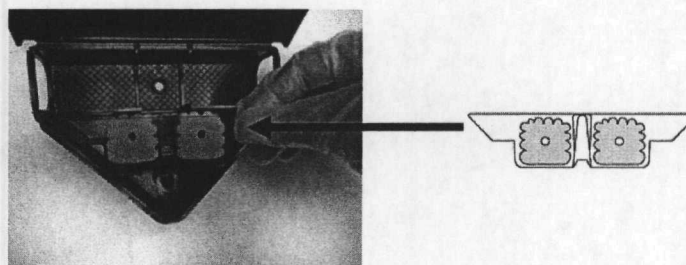
DIRECTIONS FOR USE (CONTINUED)

INSTRUCTIONS FOR OPENING, REFILLING & RECLOSING THE MOUSE BAIT STATION

- 1. To open the Bait Station, put on gloves and insert the plastic key into the lock on top of the Bait Station lid. Push the key all the way down into the lock and turn key in the direction of the arrow to open the station lid.
- 2. **REMOVE AND SAVE KEY**
- 3. Remove the plastic bait holder and discard any remaining bait from both the holder and the bait station. Place one refill block of bait into each side of the plastic bait holder, with center holes facing upward.



- 4. Insert plastic bait holder with two refill baits into the **MIDDLE COMPARTMENT** of the Bait Station as shown below.



- 5. **WITH KEY STILL REMOVED** and plastic bait holder and refills in place, snap the lid of the Bait Station shut by pressing down on the lock.
- 6. **CLEAN AROUND THE BAIT STATION AREA BY REMOVING ALL REMAINING BAIT & BAIT CRUMBS. ENSURE THAT GLOVES & BAIT ARE DISPOSED OUT OF REACH OF CHILDREN, PETS AND WILDLIFE.**

APPLICATION DIRECTIONS: The active ingredient in this product is different from anticoagulant rodenticides. Individual house mice cease feeding after consuming a toxic dose.

House Mice: Place bait stations 8 to 12 feet apart in infested areas. Highest bait consumption is expected to occur on the first day or two after treatment. After several days, inspect bait placements and replace with new bait at sites where there is heavy feeding or where there is continued evidence of house mouse activity. Continue baiting until all signs of house mouse activity have ceased.

While wearing gloves, collect and properly dispose of all dead house mice and used bait stations. To discourage reinfestation, limit sources of rodent food, water, and harborage as much as possible. If reinfestation does occur, repeat treatment.

6/8

SIDE/BACK PANEL

PESTICIDE STORAGE AND DISPOSAL

Do not contaminate water, food, or feed by storage or disposal.

PESTICIDE STORAGE: Store only in original container in a cool, dry place inaccessible to children and pets. Keep containers closed and away from other chemicals.

PESTICIDE DISPOSAL AND CONTAINER HANDLING:

Nonrefillable container. Do not reuse or refill this container, except as described in the directions for use. **If empty:** place in trash or offer for recycling if available.

If partly filled: call your local solid waste agency for disposal instructions. Never place unused product down any indoor or outdoor drain..

NOTICE OF WARRANTY

Buyer assumes all responsibility for safety and use not in strict accordance with directions for use.

{TEXT FOR STICKER TO BE AFFIXED TO EACH PRE-FILLED, REFILLABLE BAIT STATION}

Assault[®] Mouse Bait Station I CU

Net Weight: 1.0 oz.

**THIS BAIT STATION IS RESISTANT TO WEATHER
AND TO TAMPERING BY CHILDREN AND DOGS**

KEEP OUT OF REACH OF CHILDREN

CAUTION: Keep away from humans, domestic animals and pets. Harmful if swallowed. Avoid contact with skin, eyes or clothing. Wash thoroughly with soap and water after handling bait. See outer package label for additional precautionary statements, first aid information and directions for use.

EPA Reg. No. 67517-XX

EPA Est. No. 67517-MO-1

PM RESOURCES, INC., 13001 St. Charles Rock Road, Bridgeton, MO 63044

Active Ingredient: Bromethalin (CAS No. 63333-35-7)	0.01%
Other Ingredients	99.99%
Total	100.00%

Master Label Re-submitted September 9, 2011.

SIDE/BACK PANEL

{6 MONTH INTRODUCTORY CLAIMS}

New
New Bait Station
New Refillable Bait Station

{OPTIONAL MARKETING CLAIMS}

*Can kill in one night's feeding**

*House Mice usually consume a lethal dose in a single night's feeding, but it may take two or more days for them to die.

- Effective house mouse control*
- Helps reduce house mice problems*
- Contains bait blocks*
- Special nibble ridges mice love to chew*
- Refillable bait station*
- Bait station fits in room and cabinet corners and along walls*
- Small amount of space required for placement*
- Minimal space required for placement*

SIDE/BACK PANEL

{OPTIONAL DIAGRAMS FOR "ASSAULT® MOUSE BAIT STATION I CU"}

