

67517-94

5/8/2012

1/15



UNITED STATES ENVIRONMENTAL PROTECTION AGENCY
WASHINGTON, D.C. 20460

OFFICE OF CHEMICAL, SAFETY
AND POLLUTION PREVENTION

MAY - 8 2012

PM Resources c/o
Paulina Do
Exponent
1150 Constitution Ave., NW Suite 1100
Washington, D.C. 20036

Subject: Amendment to add several marketing claims
EPA Registration No.: 67517-94
Primary Brand Names: Assault Mouse Bait Station I
Submission Date: March 9, 2012

Dear Ms. Do:

The label referred to above, submitted under FIFRA, as amended, is acceptable. Per 40 CFR 156.10(a)(6), submit one copy of your final printed labeling before you release the product for shipment. As defined in 40 CFR 152.3, "final printed labeling" means the "label or labeling of the product when distributed or sold." Clearly legible reproductions or photo reductions will be accepted for unusual labels. Note that a clean copy of the master label in most cases does not meet the definition of final printed labeling. If you have any questions, please contact Gene Benbow at (703) 347-0235 or via email at benbow.gene@epa.gov.

Sincerely,

A handwritten signature in black ink, which appears to read "John Hebert", is written over a large, stylized circular flourish.

John Hebert
Product Manager 07
Insecticide-Rodenticide Branch
Registration Division (7505P)

2/15

FRONT PANEL - IMMEDIATE CONTAINER LABEL

ASSAULT[®] MOUSE BAIT STATION I

THIS BAIT STATION IS RESISTANT TO WEATHER
AND TO TAMPERING BY CHILDREN AND DOGS
Use Indoors and Outdoors

REFILLABLE MOUSE POISON BAIT STATION
Contains Bitrex

ACCEPTED
MAY - 8 2012
Under the Federal Insecticide,
Fungicide, and Rodenticide Act,
as amended, for the pesticide
Registered under
EPA Reg. No. 67517-94

For Use in Agricultural Buildings and Industrial Sites Only

Effective Indoor and Outdoor Rodent Control
Kills House Mice
Can Kill in One Night's Feeding*

Moisture Resistant Bait

Weather Resistant Bait

Sublabel A: Agricultural and Industrial Use

*House mice usually consume a lethal dose in a single feeding, but it may take two or more days for them to die. Due to Stop Feed Action, house mice cease feeding after consuming a toxic dose. This product is effective against anti-coagulant-resistant house mice.

ACTIVE INGREDIENT:

Bromethalin (CAS No.: 63333-35-7).....0.01%

OTHER INGREDIENTS99.99%

TOTAL 100.00%

KEEP OUT OF REACH OF CHILDREN

CAUTION

SEE SIDE/BACK PANEL FOR
PRECAUTIONARY STATEMENTS

MAY BE HARMFUL IF EATEN
BY CHILDREN OR PETS

EPA Reg. No.: 67517-94

EPA Est. No.: 67517-MO-1

NET CONTENTS: ≥ Four (4) Pounds

128 X 0.5 oz. BLOCKS per 1 to 64 BAIT STATIONS

1.0 oz. (2 X 0.5 oz.) BLOCKS per BAIT STATION

Manufactured By
PM RESOURCES, INC.
13001 St. Charles Rock Road
Bridgeton, MO 63044

Lot/Code/Product/Revision Numbers as Needed

Mfg. & Printed in U.S.A.

3/15

SIDE/BACK PANEL – Sublabel A

PRECAUTIONARY STATEMENTS

HAZARDS TO HUMANS AND DOMESTIC ANIMALS

CAUTION: Harmful if swallowed or absorbed through the skin. Causes moderate eye irritation. Keep away from children, domestic animals, and pets. Do not get in eyes, on skin, or on clothing. All handlers, (including applicators) must wear long-sleeved shirt, long pants, shoes plus socks, and gloves. Any person who retrieves carcasses or unused bait following application of this product must wear waterproof gloves.

User Safety Requirements:

Follow the manufacturer's instructions for cleaning/maintaining PPE. If no such instructions for washables, use detergent and hot water. Keep and wash PPE separately from other laundry. Remove PPE immediately after handling this product. Wash the outside of gloves before removing. As soon as possible, wash hands thoroughly after applying bait and before eating, drinking, chewing gum, using tobacco, or using the toilet, and change into clean clothing.

FIRST AID

Have product container or label with you when calling a poison control center or doctor for treatment. You may also contact the Hotline Number 1-800-345-4735 for health concerns, emergency medical treatment information or pesticide incidents.

- | | |
|-------------------------------|--|
| If Swallowed | <ul style="list-style-type: none">• Call a poison control center, doctor, or HOT LINE NUMBER 1-800-345-4735 immediately for treatment advice.• Have person sip a glass of water if able to swallow.• Do not induce vomiting unless told to do so by a poison control center or doctor.• Do not give anything by mouth to an unconscious person. |
| If in Eyes | <ul style="list-style-type: none">• Hold eye open and rinse slowly and gently with water for 15-20 minutes. Remove contact lenses, if present after the first 5 minutes, then continue rinsing eye.• Call a poison control center or doctor for treatment advice. |
| If On Skin or Clothing | <ul style="list-style-type: none">• Take off contaminated clothing.• Rinse skin immediately with plenty of water for 15-20 minutes.• Call a poison control center, doctor, or HOT LINE NUMBER 1-800-345-4735 immediately for treatment advice. |
-
-

TREATMENT FOR PET POISONING

If an animal eats this bait, call a veterinarian or 1-800-345-4735 at once.

NOTE TO PHYSICIAN or VETERINARIAN

Contains the nerve poison Bromethalin. This is not an anticoagulant-type rodenticide. For humans or animals ingesting bait and/or showing poisoning signs (such as muscle tremors, loss of hind limb use, or seizures for animals), limit absorption by either emesis or gastric lavage. Sublethal symptoms, if present, would be the result of cerebral edema and should be treated accordingly through administration of an osmotic diuretic and corticosteroid.

ENVIRONMENTAL HAZARDS

This product is extremely toxic to mammals and birds. Dogs and other predatory and scavenging mammals and birds might be poisoned if they feed upon animals that have eaten this bait. Do not apply directly to water, or to areas where surface water is present or to intertidal areas below the mean high water mark. Do not contaminate water when disposing of equipment wash water or rinsate.

DIRECTIONS FOR USE

It is a violation of Federal Law to use this product in a manner inconsistent with its labeling.

READ THIS LABEL: Read this entire label and follow all use directions and use precautions. Use only for the sites, pests, and application methods described on this label.

IMPORTANT: THIS BAIT STATION MAY BE USED IN AND AROUND (WITHIN 50 FEET OF) BUILDINGS ACCESSIBLE TO CHILDREN AND PETS, CONSISTENT WITH USE RESTRICTIONS AND OTHER REQUIREMENTS INDICATED IN THIS LABEL.

To help prevent accidents:

1. Store product not in use in a location out of reach of children and pets.
2. Dispose of product container and unused, spoiled and unconsumed bait as specified on this label.

USE SITES: For indoor and outdoor use. This product may only be used to control house mice in and around industrial, commercial, and agricultural buildings.

USE RESTRICTIONS: Do not use this product in sewers. Do not place this ready-to-use bait station in any area where there is a possibility of contaminating food or surfaces that come into contact with food. Do not use in edible product areas of food or feed processing plants or other areas where food or feed is commercially prepared or processed. Do not contaminate food/feed or food/feed handling equipment or place near or inside ventilation duct openings. Do not use this product in homes or residential buildings. Do not deliberately remove bait from bait station for broadcasting. Do not sell this product in individual packages holding less than 4 pounds of bait.

SELECTION OF TREATMENT AREAS: Determine areas where house mice will most likely find and consume the bait. Generally, these are along walls, by gnawed openings, in corners, burrows and concealed places, between floors and walls, or in locations where house mice or their signs have been seen. Remove as much alternative food accessible to rodents as possible.

INSTRUCTIONS FOR SECURING THE MOUSE BAIT STATION: (WHEN EQUIPPED WITH ADHESIVE PAD ON THE BOTTOM).


1. Turn the Bait Station upside down. On the bottom of the station will be an adhesive pad with a thin plastic cover over it. Peel the cover off the adhesive pad, leaving the pad intact and attached. This will expose an adhesive surface that can be used to place the Bait Station securely in your desired location.
2. Place Bait Station with adhesive pad down on a clean, flat, solid surface in the area where rodent activity has been noted. Press down firmly for 10 seconds to adhere Bait Station to surface. Your Station is now in place for baiting.

5/15

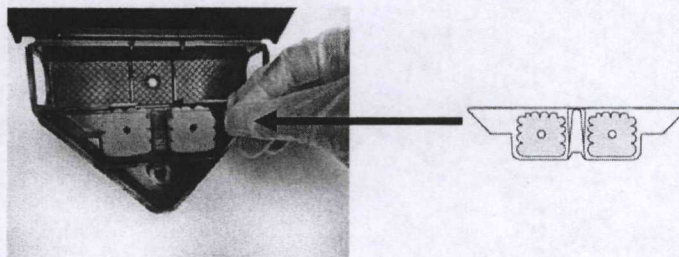
SIDE/BACK PANEL – Sublabel A

DIRECTIONS FOR USE (CONTINUED)**INSTRUCTIONS FOR OPENING, REFILLING & RECLOSING THE MOUSE BAIT STATION**

1. To open the Bait Station, put on gloves and insert the plastic key into the lock on top of the Bait Station lid. Push the key all the way down into the lock and turn key in the direction of the arrow to open the station lid.
2. **REMOVE AND SAVE KEY**
3. Remove the plastic bait holder and discard any remaining bait from both the holder and the bait station. Place one refill block of bait into each side of the plastic bait holder, with center holes facing upward.



4. Insert plastic bait holder with two refill baits into the **MIDDLE COMPARTMENT** of the Bait Station as shown below.



5. **WITH KEY STILL REMOVED** and plastic bait holder and refills in place, snap the lid of the Bait Station shut by pressing down on the lock.
6. **CLEAN AROUND THE BAIT STATION AREA BY REMOVING ALL REMAINING BAIT & BAIT CRUMBS. ENSURE THAT GLOVES & BAIT ARE DISPOSED OUT OF REACH OF CHILDREN, PETS AND WILDLIFE.**

APPLICATION DIRECTIONS: The active ingredient in this product is different from anticoagulant rodenticides. Individual house mice cease feeding after consuming a toxic dose.

House Mice: Place bait stations 8 to 12 feet apart in infested areas. Highest bait consumption is expected to occur on the first day or two after treatment. After several days, inspect bait placements and replace with new bait at sites where there is heavy feeding or where there is continued evidence of house mouse activity. Continue baiting until all signs of house mouse activity have ceased.

While wearing gloves, collect and properly dispose of all dead house mice and used bait stations. To discourage reinfestation, limit sources of rodent food, water, and harborage as much as possible. If reinfestation does occur, repeat treatment. Where a continuous source of infestation is present, establish permanent bait stations and replenish as needed.

6/15

SIDE/BACK PANEL – Sublabel A

PESTICIDE STORAGE AND DISPOSAL

Do not contaminate water, food, or feed by storage or disposal.

PESTICIDE STORAGE: Store only in original container in a cool, dry place inaccessible to children and pets. Keep containers closed and away from other chemicals.

PESTICIDE DISPOSAL: Wastes resulting from the use of this product must be disposed of on site.

CONTAINER HANDLING: Nonrefillable container. Do not reuse or refill this container, except as described in the directions for use. If empty: place in trash or offer for recycling if available. If partly filled: call your local solid waste agency for disposal instructions. Never place unused product down any indoor or outdoor drain.

NOTICE OF WARRANTY

To the extent consistent with applicable law, Buyer assumes all responsibility for safety and use not in strict accordance with directions for use.

{TEXT FOR STICKER TO BE AFFIXED TO EACH PRE-FILLED, REFILLABLE BAIT STATION}

Assault® Mouse Bait Station I
Net Weight: 1.0 oz.

**THIS BAIT STATION IS RESISTANT TO WEATHER
AND TO TAMPERING BY CHILDREN AND DOGS**

KEEP OUT OF REACH OF CHILDREN

CAUTION: Keep away from humans, domestic animals and pets. Harmful if swallowed. Avoid contact with skin, eyes or clothing. Wash thoroughly with soap and water after handling bait. See outer package label for additional precautionary statements, first aid information and directions for use.

EPA Reg. No. 67517-94, EPA Est. No. 67517-MO-1

PM RESOURCES, INC., 13001 St. Charles Rock Road, Bridgeton, MO 63044

Active Ingredient: Bromethalin (CAS No. 63333-35-7)	0.01%
Inert Ingredients	<u>99.99%</u>
Total	100.00%

7/15

SIDE/BACK PANEL – Sublabel A

{6 MONTH INTRODUCTORY CLAIMS}

New
New Bait Station
New Refillable Bait Station

{OPTIONAL MARKETING CLAIMS}

*Can kill in one night's feeding**

*House mice usually consume a lethal dose in a single night's feeding, but it may take two or more days for them to die.

Effective house mouse control

Helps reduce house mice problems

Contains bait blocks

Special nibble ridges mice love to chew

Refillable bait station

Bait station fits in room and cabinet corners and along walls


Small amount of space required for placement

Minimal space required for placement

Ready to Use

Easy to Use

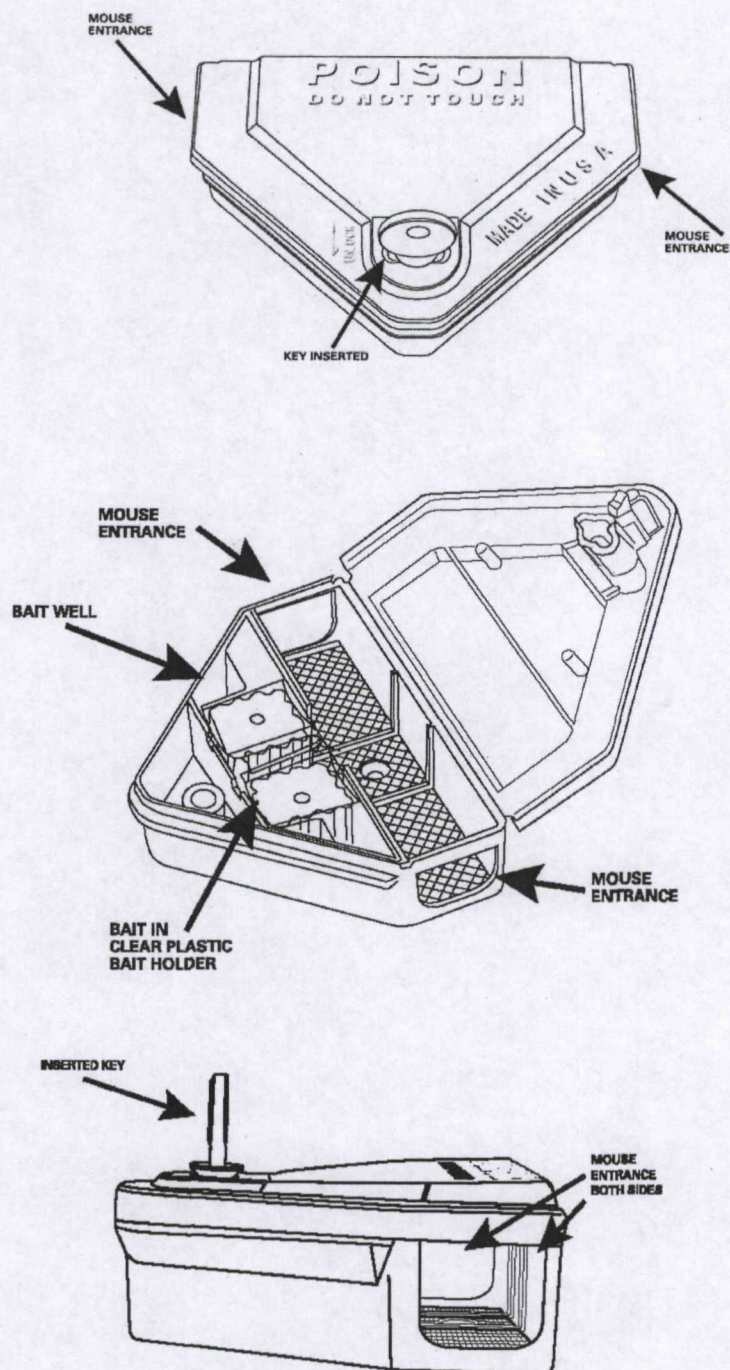
OPTIONAL DIAGRAMS FOR PRINTING IN DIRECTIONS FOR USE.



8/15

SIDE/BACK PANEL – Sublabel A

{OPTIONAL DIAGRAMS FOR "ASSAULT® MOUSE BAIT STATION I"}



Label Amendment_67517-94_Sublabel A_Submitted 4-25-12

9/15

FRONT PANEL - IMMEDIATE CONTAINER LABEL

ASSAULT[®] MOUSE BAIT STATION I

THIS BAIT STATION IS RESISTANT TO WEATHER
AND TO TAMPERING BY CHILDREN AND DOGS
Use Indoors and Outdoors

REFILLABLE MOUSE POISON BAIT STATION
Contains Bitrex

For Use In and Around Buildings and Inside of Transport Vehicles

Effective Indoor and Outdoor Rodent Control
Kills House Mice
Can Kill in One Night's Feeding*

Moisture Resistant Bait Weather Resistant

Sublabel B: Professional (PCO) Use

*House mice usually consume a lethal dose in a single feeding, but it may take two or more days for them to die. Due to Stop Feed Action, house mice cease feeding after consuming a toxic dose. This product is effective against anti-coagulant-resistant house mice.

ACTIVE INGREDIENT:

Bromethalin (CAS No.: 63333-35-7).....0.01%

OTHER INGREDIENTS99.99%

TOTAL 100.00%

KEEP OUT OF REACH OF CHILDREN

CAUTION

SEE SIDE/BACK PANEL FOR
PRECAUTIONARY STATEMENTS

MAY BE HARMFUL IF EATEN
BY CHILDREN OR PETS

EPA Reg. No.: 67517-94

EPA Est. No.: 67517-MO-1

NET CONTENTS: ≥ Four (4) Pounds

128 X 0.5 oz. BLOCKS per 1 to 64 BAIT STATIONS

1.0 oz. (2 X 0.5 oz.) BLOCKS per BAIT STATION

Manufactured By
PM RESOURCES, INC.
13001 St. Charles Rock Road
Bridgeton, MO 63044

Lot/Code/Product/Revision Numbers as Needed

Mfg. & Printed in U.S.A.

10/15

SIDE/BACK PANEL – Sublabel B

PRECAUTIONARY STATEMENTS**HAZARDS TO HUMANS AND DOMESTIC ANIMALS**

CAUTION: Harmful if swallowed or absorbed through the skin. Causes moderate eye irritation. Keep away from children, domestic animals and pets. Do not get in eyes, on skin, or on clothing. All handlers (including applicators) must wear long-sleeved shirt, long pants, shoes plus socks, and gloves. Any person who retrieves carcasses or unused bait following application of this product must wear waterproof gloves.

User Safety Requirements:

Follow the manufacturer's instructions for cleaning/maintaining PPE. If no such instructions for washables, use detergent and hot water. Keep and wash PPE separately from other laundry. Remove PPE immediately after handling this product. Wash the outside of gloves before removing. As soon as possible, wash hands thoroughly after applying bait and before eating, drinking, chewing gum, using tobacco, or using the toilet, and change into clean clothing.

FIRST AID

Have product container or label with you when calling a poison control center or doctor for treatment. You may also contact the Hotline Number 1-800-345-4735 for health concerns, emergency medical treatment information or pesticide incidents.

If Swallowed	<ul style="list-style-type: none">• Call a poison control center, doctor, or HOT LINE NUMBER 1-800-345-4735 immediately for treatment advice.• Have person sip a glass of water if able to swallow.• Do not induce vomiting unless told to do so by a poison control center or doctor.• Do not give anything by mouth to an unconscious person.
If in Eyes	<ul style="list-style-type: none">• Hold eye open and rinse slowly and gently with water for 15-20 minutes. Remove contact lenses, if present after the first 5 minutes, then continue rinsing eye.• Call a poison control center or doctor for treatment advice.
If On Skin or Clothing	<ul style="list-style-type: none">• Take off contaminated clothing.• Rinse skin immediately with plenty of water for 15-20 minutes.• Call a poison control center, doctor, or HOT LINE NUMBER 1-800-345-4735 immediately for treatment advice.

TREATMENT FOR PET POISONING

If an animal eats this bait, call a veterinarian or 1-800-345-4735 at once.

NOTE TO PHYSICIAN or VETERINARIAN

Contains the nerve poison Bromethalin. This product is not an anticoagulant-type rodenticide. For humans or animals ingesting bait and/or showing poisoning signs (such as muscle tremors, loss of hind limb use, or seizures for animals), limit absorption by either emesis or gastric lavage. Sublethal symptoms, if present, would be the result of cerebral edema and should be treated accordingly through administration of an osmotic diuretic and corticosteroid.

11/15

SIDE/BACK PANEL – Sublabel B

ENVIRONMENTAL HAZARDS

This product is extremely toxic to mammals and birds. Dogs and other predatory and scavenging mammals and birds might be poisoned if they feed upon animals that have eaten this bait. Do not apply directly to water, or to areas where surface water is present or to intertidal areas below the mean high water mark. Do not contaminate water when disposing of equipment wash water or rinsate.

DIRECTIONS FOR USE

It is a violation of Federal Law to use this product in a manner inconsistent with its labeling.

READ THIS LABEL: Read this entire label and follow all use directions and use precautions. Use only for the sites, pests, and application methods described on this label.

IMPORTANT: THIS BAIT STATION MAY BE USED IN AND AROUND (WITHIN 50 FEET OF) BUILDINGS ACCESSIBLE TO CHILDREN AND PETS, CONSISTENT WITH USE RESTRICTIONS AND OTHER REQUIREMENTS INDICATED IN THIS LABEL.

To help prevent accidents:

1. Store product not in use in a location out of reach of children and pets.
2. Dispose of product container and unused, spoiled and unconsumed bait as specified on this label.

USE SITES: For indoor and outdoor use. This product may only be used to control house mice in and around homes, and industrial, commercial, and agricultural buildings.

USE RESTRICTIONS: Do not use this product in sewers. Do not place this ready-to-use bait station in any area where there is a possibility of contaminating food or surfaces that come into contact with food. Do not use in edible product areas of food or feed processing plants or other areas where food or feed is commercially prepared or processed. Do not contaminate food/feed or food/feed handling equipment or place near or inside ventilation duct openings. Do not deliberately remove bait from bait station for broadcasting. Do not sell this product in individual packages holding less than 4 pounds of bait.

SELECTION OF TREATMENT AREAS: Determine areas where house mice will most likely find and consume the bait. Generally, these are along walls, by gnawed openings, in corners, burrows and concealed places, between floors and walls, or in locations where house mice or their signs have been seen. Remove as much alternative food accessible to rodents as possible.


INSTRUCTIONS FOR SECURING THE MOUSE BAIT STATION: (WHEN EQUIPPED WITH ADHESIVE PAD ON THE BOTTOM).

1. Turn the Bait Station upside down. On the bottom of the station will be an adhesive pad with a thin plastic cover over it. Peel the cover off the adhesive pad, leaving the pad intact and attached. This will expose an adhesive surface that can be used to place the Bait Station securely in your desired location.
2. Place Bait Station with adhesive pad down on a clean, flat, solid surface in the area where rodent activity has been noted. Press down firmly for 10 seconds to adhere Bait Station to surface. Your Station is now in place for baiting.

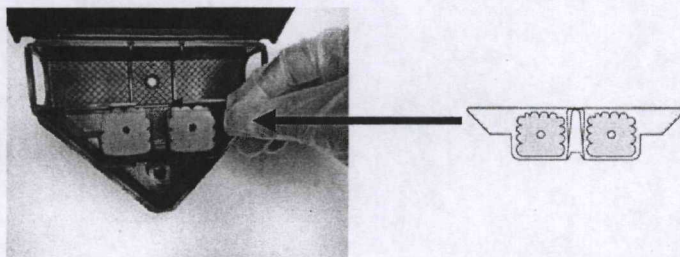
SIDE/BACK PANEL – Sublabel B

DIRECTIONS FOR USE (CONTINUED)**INSTRUCTIONS FOR OPENING, REFILLING & RECLOSING THE MOUSE BAIT STATION**

1. To open the Bait Station, put on gloves and insert the plastic key into the lock on top of the Bait Station lid. Push the key all the way down into the lock and turn key in the direction of the arrow to open the station lid.
2. **REMOVE AND SAVE KEY**
3. Remove the plastic bait holder and discard any remaining bait from both the holder and the bait station. Place one refill block of bait into each side of the plastic bait holder, with center holes facing upward.



4. Insert plastic bait holder with two refill baits into the **MIDDLE COMPARTMENT** of the Bait Station as shown below.



5. **WITH KEY STILL REMOVED** and plastic bait holder and refills in place, snap the lid of the Bait Station shut by pressing down on the lock.
6. **CLEAN AROUND THE BAIT STATION AREA BY REMOVING ALL REMAINING BAIT & BAIT CRUMBS. ENSURE THAT GLOVES & BAIT ARE DISPOSED OUT OF REACH OF CHILDREN, PETS AND WILDLIFE.**

APPLICATION DIRECTIONS: The active ingredient in this product is different from anticoagulant rodenticides. Individual house mice cease feeding after consuming a toxic dose.

House Mice: Place bait stations 8 to 12 feet apart in infested areas. Highest bait consumption is expected to occur on the first day or two after treatment. After several days, inspect bait placements and replace with new bait at sites where there is heavy feeding or where there is continued evidence of house mouse activity. Continue baiting until all signs of house mouse activity have ceased.

While wearing gloves, collect and properly dispose of all dead house mice and used bait stations. To discourage reinfestation, limit sources of rodent food, water, and harborage as much as possible. If reinfestation does occur, repeat treatment. Where a continuous source of infestation is present, establish permanent bait stations and replenish as needed.

13/15

SIDE/BACK PANEL – Sublabel B

PESTICIDE STORAGE AND DISPOSAL

Do not contaminate water, food, or feed by storage or disposal.

PESTICIDE STORAGE: Store only in original container in a cool, dry place inaccessible to children and pets. Keep containers closed and away from other chemicals.

PESTICIDE DISPOSAL: Wastes resulting from the use of this product must be disposed of on site.

CONTAINER HANDLING: Nonrefillable container. Do not reuse or refill this container, except as described in the directions for use. If empty: place in trash or offer for recycling if available. If partly filled: call your local solid waste agency for disposal instructions. Never place unused product down any indoor or outdoor drain.

NOTICE OF WARRANTY

To the extent consistent with applicable law, Buyer assumes all responsibility for safety and use not in strict accordance with directions for use.

{TEXT FOR STICKER TO BE AFFIXED TO EACH PRE-FILLED, REFILLABLE BAIT STATION}

Assault® Mouse Bait Station I

Net Weight: 1.0 oz.

**THIS BAIT STATION IS RESISTANT TO WEATHER
AND TO TAMPERING BY CHILDREN AND DOGS
KEEP OUT OF REACH OF CHILDREN**

CAUTION: Keep away from humans, domestic animals and pets. Harmful if swallowed. Avoid contact with skin, eyes or clothing. Wash thoroughly with soap and water after handling bait. See outer package label for additional precautionary statements, first aid information and directions for use.

EPA Reg. No. 67517-94, EPA Est. No. 67517-MO-1

PM RESOURCES, INC., 13001 St. Charles Rock Road, Bridgeton, MO 63044

Active Ingredient: Bromethalin (CAS No.: 63333-35-7)

0.01%

Inert Ingredients

99.99%

100.00%

14/15

SIDE/BACK PANEL – Sublabel B

{6 MONTH INTRODUCTORY CLAIMS}

New

New Bait Station

New Refillable Bait Station

{OPTIONAL MARKETING CLAIMS}

*Can kill in one night's feeding**

*House mice usually consume a lethal dose in a single night's feeding, but it may take two or more days for them to die.

Effective house mouse control

Helps reduce house mice problems

Contains bait blocks

Special nibble ridges mice love to chew

Refillable bait station

Bait station fits in room and cabinet corners and along walls

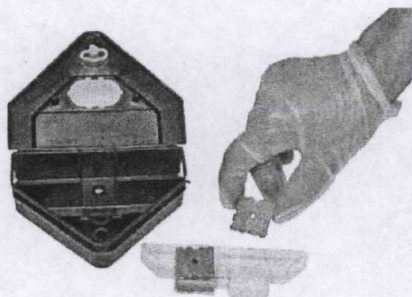
Small amount of space required for placement

Minimal space required for placement

Ready to Use

Easy to Use

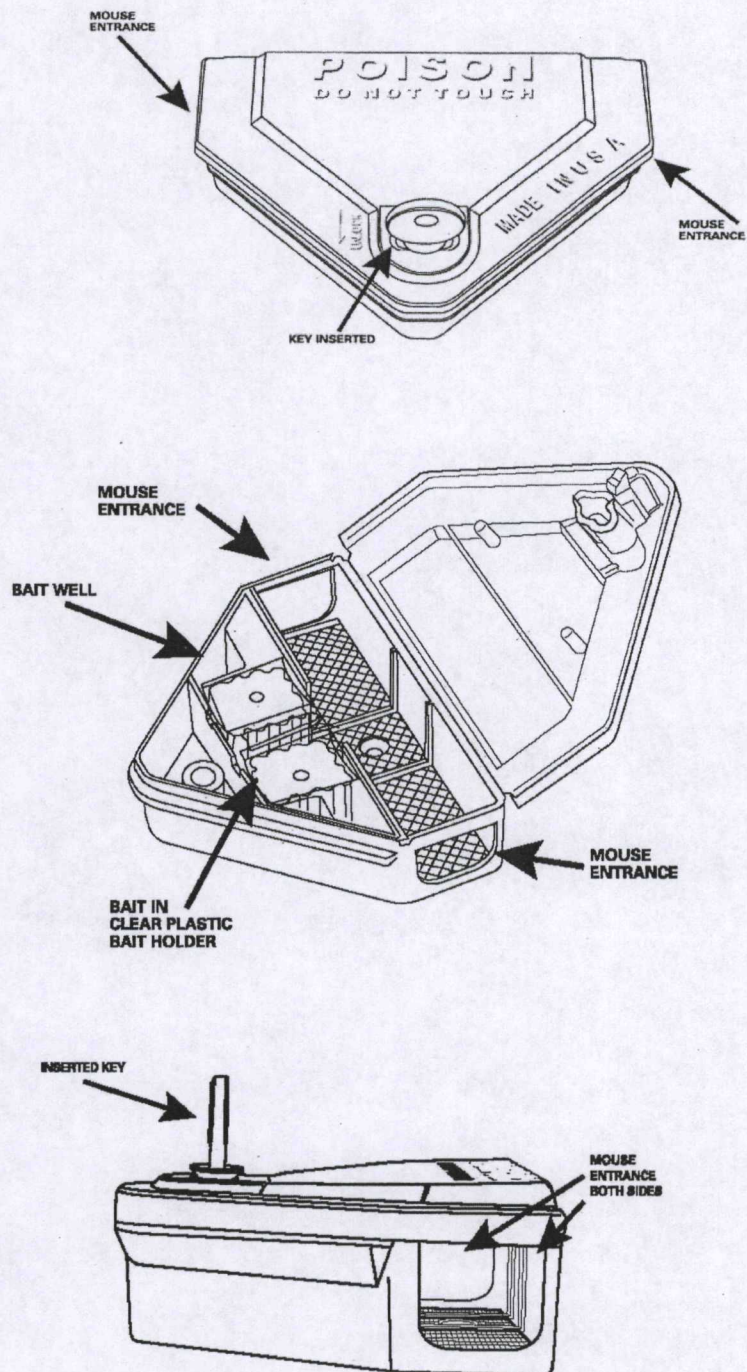
OPTIONAL DIAGRAMS FOR PRINTING IN DIRECTIONS FOR USE.



15/15

SIDE/BACK PANEL – Sublabel B

{OPTIONAL DIAGRAMS FOR "ASSAULT® MOUSE BAIT STATION I"} }



Label Amendment_67517-94_ Sublabel B_Submitted 4-25-12