

67517-91

7/28/2011

10f18

UNITED STATES ENVIRONMENTAL PROTECTION AGENCY
WASHINGTON, D.C. 20460



OFFICE OF CHEMICAL SAFETY
AND POLLUTION PREVENTION

Decision # 446257
R340 5-900538
1158

PM Resources, Inc
c/o E^xponent®, Inc.
1000 Centre Green Way, Suite 200
Cary, NC 27513

JUL 28 2011


Attention: Dr. Jim Barron

Subject	Assault Mouse Bait Station II EPA Reg. No. 67517-91 Your submission of March 8, 2011
Purpose	This submission requests to revise the tier of this refillable station from Tier 3 to Tier 2, to update the container handling text, and to change your product name, under sec 3 of the Federal Insecticide, Fungicide, and Rodenticide Act (FIFRA).
Data	We have reviewed the data to change the tier of this refillable station from Tier 3 to Tier 2 and have found them to be acceptable.
Labeling	The labeling submitted with the above letter, is acceptable, provided you submit one (1) copy of final printed labeling to us, before you ship your product.
Existing stocks	Stocks of product with existing labels may be used for eighteen (18) months.
Consequence for non-compliance	If these conditions are not complied with, the registration will be subject to cancellation in accordance with FIFRA section 6(e). Your release for shipment of the product constitutes acceptance of these conditions.

Questions

If you have questions about this letter, please contact Dan Peacock at 703-305-5407 (by phone) or peacock.dan@epa.gov (by E-Mail).

Sincerely yours,



Rosanna Louie-Juzwiak
Product Manager (07)
Insecticide-Rodenticide Branch
Registration Division (7505P)

Enclosures

1. Stamped Label
2. Minimum Type Size Requirements for Final Printed Labels

**Letter
Location**

Dan Peacock, C:\Documents and Settings\dpeacock\Desktop\Backup, 16gb Flash Drive\Bromethalin\Registration Actions\67517-91\67517-91, Tier 3 to 2, app ltr, 7-28-2011.doc

30418
7517-00091.20110728a.AG + PCO

FRONT PANEL - IMMEDIATE CONTAINER LABEL

ASSAULT® MOUSE BAIT STATION II

THIS BAIT STATION IS RESISTANT TO TAMPERING BY CHILDREN AND DOGS
Use Indoors Only

REFILLABLE MOUSE POISON BAIT STATION
Contains Bitrex

For Use In Agricultural Buildings and Industrial Sites Only

Effective Indoor House Mouse Control
Kills House Mice

Moisture Resistant Bait

Sublabel A: Agricultural and Industrial Use

House mice usually consume a lethal dose in a single night's feeding, but it may take two or more days for them to die. Due to Stop Feed Action, house mice cease feeding after consuming a toxic dose. This product is effective against anti-coagulant-resistant house mice.

ACTIVE INGREDIENT:

Bromethalin (CAS No.: 63333-35-7).....0.01%

OTHER INGREDIENTS

Under the Federal Insecticide, Fungicide,
and Rodenticide Act, as amended, for the
pesticide registered under:
TOTAL 99.99%
100.00%

KEEP OUT OF REACH OF CHILDREN

EPA Reg. No. 67517-91
MAY BE HARMFUL IF EATEN
BY CHILDREN OR PETS

SEE SIDE/BACK PANEL FOR
PRECAUTIONARY STATEMENTS

EPA Reg. No.: 67517-91

EPA Est. No.: 67517-MO-1

NET CONTENTS: Four (4) Pounds

128 X 0.5 oz. BLOCKS per 1 to 64 BAIT STATIONS

1.0 oz. (2 X 0.5 oz.) BLOCKS per BAIT STATION

Manufactured By
PM RESOURCES, INC.
13001 St. Charles Rock Road
Bridgeton, MO 63044

Lot/Code/Product/Revision Numbers as Needed

Mfg. & Printed in U.S.A.

PAGE 1 of 8

67517-91 Sublabel A

AMENDED MASTER LABEL SUBMITTED 7/28/11

4 of 18

SIDE/BACK PANEL -- Sublabel A

PRECAUTIONARY STATEMENTS

HAZARDS TO HUMANS AND DOMESTIC ANIMALS

CAUTION: Harmful if swallowed or absorbed through the skin. Causes moderate eye irritation. Keep away from children, domestic animals, and pets. Do not get in eyes, on skin, or on clothing. Any person who retrieves carcasses or unused bait following application of this product must wear waterproof gloves.

User Safety Requirements:

Follow the manufacturer's instructions for cleaning/maintaining PPE. If no such instructions for washables, use detergent and hot water. Keep and wash PPE separately from other laundry. Remove PPE immediately after handling this product. Wash the outside of gloves before removing. As soon as possible, wash hands thoroughly after applying bait and before eating, drinking, chewing gum, using tobacco, or using the toilet and change into clean clothing.

FIRST AID

Have product container or label with you when calling a poison control center or doctor for treatment. You may also contact the Hotline Number 1-800-345-4735 for health concerns, emergency medical treatment information or pesticide incidents.

- | | |
|-------------------------------|---|
| If Swallowed | <ul style="list-style-type: none">• Call a poison control center, doctor, or HOTLINE NUMBER 1-800-345-4735 immediately for treatment advice.• Have person sip a glass of water if able to swallow.• Do not induce vomiting unless told to do so by a poison control center or doctor.• Do not give anything by mouth to an unconscious person. |
| If in Eyes | <ul style="list-style-type: none">• Hold eye open and rinse slowly and gently with water for 15-20 minutes. Remove contact lenses, if present after the first 5 minutes, then continue rinsing eye.• Call a poison control center or doctor for treatment advice. |
| If On Skin or Clothing | <ul style="list-style-type: none">• Take off contaminated clothing.• Rinse skin immediately with plenty of water for 15-20 minutes.• Call a poison control center, doctor, or HOTLINE NUMBER 1-800-345-4735 immediately for treatment advice. |

TREATMENT FOR PET POISONING

If an animal eats this bait, call a veterinarian or 1-800-345-4735 at once.

NOTE TO PHYSICIAN or VETERINARIAN

Contains the nerve poison Bromethalin. This product is not an anticoagulant-type rodenticide. For humans or animals ingesting bait and/or showing poisoning signs (such as muscle tremors, loss of hind limb use, or seizures for animals), limit absorption by either emesis or gastric lavage. Sublethal symptoms, if present, would be the result of cerebral edema and should be treated accordingly through administration of an osmotic diuretic and corticosteroid.

50418

SIDE/BACK PANEL – Sublabel A

ENVIRONMENTAL HAZARDS

This product is extremely toxic to mammals and birds. Dogs and other predatory and scavenging mammals and birds might be poisoned if they feed upon animals that have eaten this bait. Do not contaminate water when disposing of equipment wash water or rinsate.

DIRECTIONS FOR USE

It is a violation of Federal Law to use this product in a manner inconsistent with its labeling.

READ THIS LABEL: Read this entire label and follow all use directions and use precautions. Use only for the sites, pests, and application methods described on this label.

IMPORTANT: Do not expose children, pets, or other nontarget animals to rodenticides. To help prevent accidents:

1. Store product not in use in a location out of reach of children and pets.
1. Dispose of product container and unused, spoiled and unconsumed bait as specified on this label.

USE RESTRICTIONS: This product may only be used in to control House Mice inside of industrial, commercial and agricultural buildings. The bait station may be used in indoor areas accessible to children and pets, consistent with all use restrictions and other requirements indicated on this label. **DO NOT USE THIS PRODUCT OUTDOORS.** Do not use this product inside homes and residential buildings. Do not place this ready-to-use bait station in any area where there is a possibility of contaminating food or surfaces into contact with food. Do not place near or inside ventilation duct openings. Do not contaminate water, food, feedstuffs, food or feed handling equipment, or meat or milk handling equipment or surfaces that come into direct contact with food or feed.

Do not sell this product in individual containers holding less than 4 pounds of bait.

SELECTION OF TREATMENT AREAS: Determine areas where house mice will most likely find and consume the bait. Generally, these are along walls, by gnawed openings, in corners and concealed places, between floors and walls, or in locations where rodents or their signs have been seen. Remove as much alternative food as possible.


INSTRUCTIONS FOR SECURING THE MOUSE BAIT STATION:

1. Turn the Bait Station upside down. On the bottom of the station will be an adhesive pad with a thin plastic cover over it. Peel the cover off the adhesive pad, leaving the pad intact and attached. This will expose an adhesive surface that can be used to place the Bait Station securely in your desired location.
2. Place Bait Station with adhesive pad down on a clean, flat, solid surface in the area where rodent activity has been noted. Press down firmly for 10 seconds to adhere Bait Station to surface. Your Station is now in place for baiting.


SIDE/BACK PANEL – Sublabel A

INSTRUCTIONS FOR OPENING, REFILLING & RECLOSING THE MOUSE BAIT STATION

1. To open the Bait Station, put on gloves and insert the plastic key into the lock on top of the Bait Station lid. Push the key all the way down into the lock and turn key in the direction of the arrow to open the station lid.
2. **REMOVE AND SAVE KEY**
3. Remove the plastic bait holder and discard any remaining bait from both the holder and the bait station. Place one refill block of bait into each side of the plastic bait holder, with center holes facing upward.



4. Insert plastic bait holder with two refill baits into the **MIDDLE COMPARTMENT** of the Bait Station as shown below.



5. **WITH KEY STILL REMOVED** and plastic bait holder and refills in place, snap the lid of the Bait Station shut by pressing down on the lock.
6. **CLEAN AROUND THE BAIT STATION AREA BY REMOVING ALL REMAINING BAIT & BAIT CRUMBS. ENSURE THAT GLOVES & BAIT ARE DISPOSED OUT OF REACH OF CHILDREN, PETS AND WILDLIFE.**

APPLICATION DIRECTIONS: The active ingredient in this product is different from anticoagulant rodenticides. Individual house mice cease feeding after consuming a toxic dose.

House Mice: Place a single unit at each placement location. Space placements at 8 to 12 foot intervals. Replace bait if contents are consumed or contaminated and replace if severely damaged. If units are untouched after three days, move to new locations consistent with label text. Continue baiting until all signs of house mouse activity have ceased.

Follow Up: Replace contaminated or spoiled bait immediately. Wearing waterproof gloves, collect and dispose of all dead exposed animals and leftover bait properly. To prevent reinfestation, limit sources of food, water, and harborage for house mice as much as possible. If reinfestation does occur, repeat treatment.

70618

SIDE/BACK PANEL – Sublabel A

STORAGE AND DISPOSAL

Do not contaminate water, food, or feed by storage or disposal.

PESTICIDE STORAGE: Store only in original container in a cool, dry place inaccessible to children and pets. Keep containers closed and away from other chemicals.

PESTICIDE DISPOSAL: Wastes resulting from the use of this product may be disposed of on site or at an approved waste disposal facility.

CONTAINER HANDLING: Non-refillable container. Do not re-use or re-fill this container, except as described in the Directions for Use. Dispose of used stations in a sanitary landfill or by incineration.

NOTICE OF WARRANTY

Buyer assumes all responsibility for safety and use not in strict accordance with directions for use.

{TEXT FOR STICKER TO BE AFFIXED TO EACH PRE-FILLED, REFILLABLE BAIT STATION}

Assault® Mouse Bait Station II
Net Weight: 1.0 oz.

THIS BAIT STATION IS RESISTANT TO TAMPERING BY CHILDREN AND DOGS
Do Not Allow Children or Pets to play with Station

This bait station may only be refilled with the block bait sold with this station.

CAUTION: Keep away from humans, domestic animals and pets. May be harmful if swallowed. Avoid contact with skin, eyes or clothing. See outer package label for additional precautionary statements, first aid information and directions for use. Do not use in areas accessible to nontarget wildlife. **DO NOT USE THIS PRODUCT OUTDOORS**

Review Container Label for complete use directions and restrictions and precautionary statements before using product.

EPA Reg. No. 67517-91, EPA Est. No. 67517-MO-1

PM RESOURCES, INC., 13001 St. Charles Rock Road, Bridgeton, MO 63044

Active Ingredient: Bromethalin (CAS No. 63333-35-7)	0.01%
Inert Ingredients	<u>99.99%</u>
Total	100.00%

SIDE/BACK PANEL – Sublabel A

{6 MONTH INTRODUCTORY CLAIMS}

New Bait Station
New Refillable Bait Station

{OPTIONAL MARKETING CLAIMS}

House mice usually consume a lethal dose in a single night's feeding, but it may take two or more days for them to die.

Effective house mouse control

Reduce(s) house mice problems

Contains bait blocks

Special nibble ridges mice love to chew

Refillable bait station

Bait station fits in room and cabinet corners and along walls, consistent with label use restrictions and requirements.

Small amount of space required for placement

Minimal space required for placement

{OPTIONAL MARKETING CLAIM ONLY FOR BAIT STATION WITH WINDOW – For Front, Back, Side Panel or Label Sticker}

Window to determine when to replace bait

{OPTIONAL DIAGRAMS FOR "ASSAULT® MOUSE BAIT STATION II" WITH WINDOW}

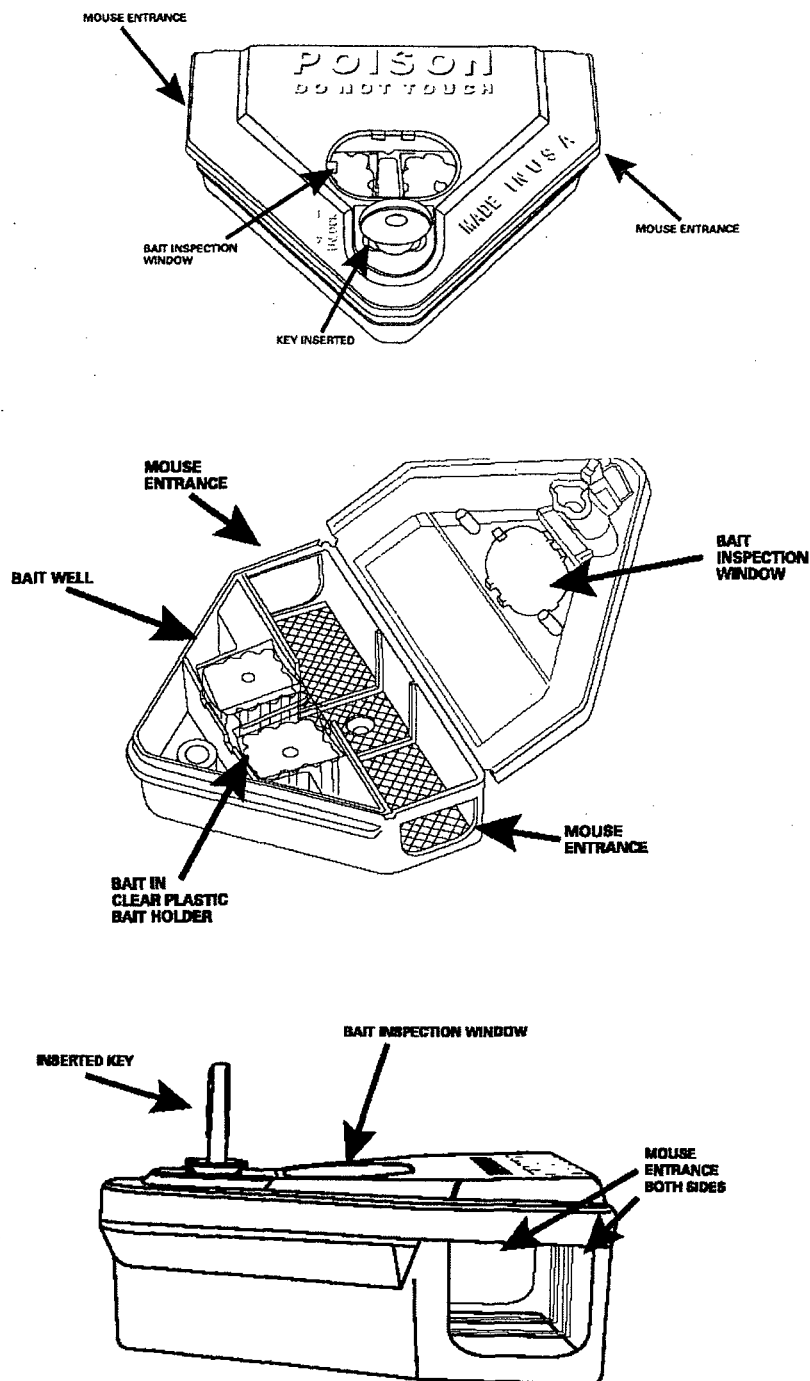
PAGE 6 of 8

67517-91 Sublabel A

AMENDED MASTER LABEL SUBMITTED 7/28/11

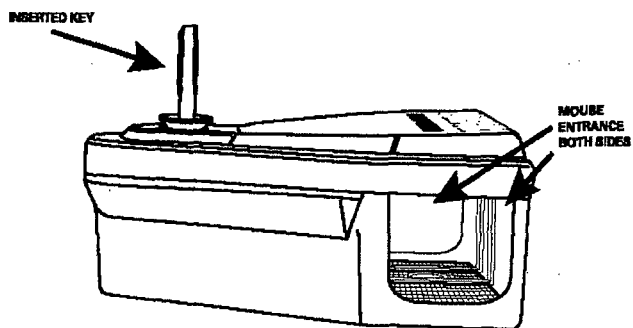
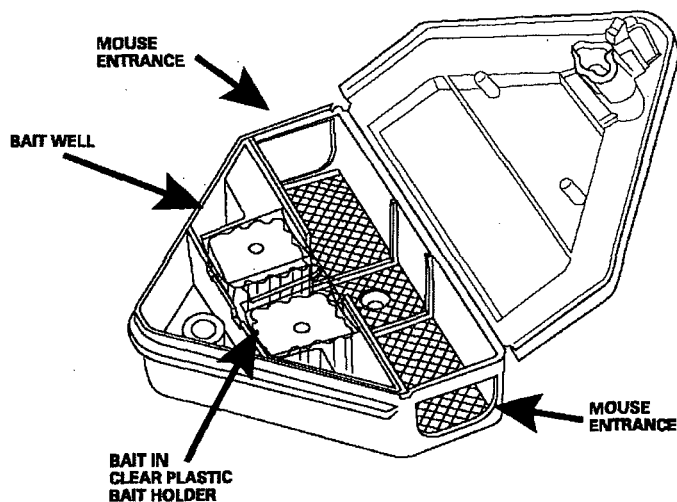
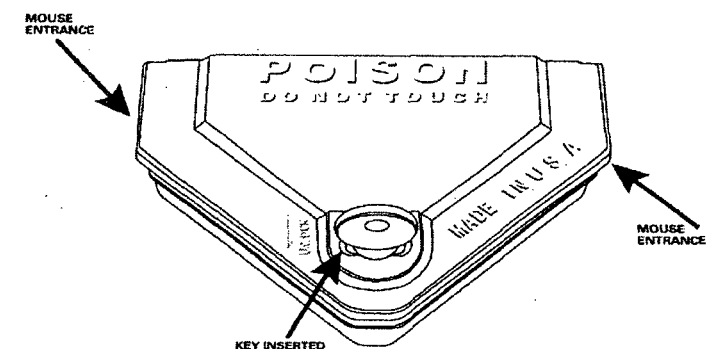
90418

SIDE/BACK PANEL -- Sublabel A



SIDE/BACK PANEL – Sublabel A

{OPTIONAL DIAGRAMS FOR “ASSAULT® MOUSE BAIT STATION II” WITH NO-WINDOW OPTION}



110418

FRONT PANEL - IMMEDIATE CONTAINER LABEL

ASSAULT® MOUSE BAIT STATION II

THIS BAIT STATION IS RESISTANT TO TAMPERING BY CHILDREN AND DOGS
Use Indoors Only

REFILLABLE MOUSE POISON BAIT STATION
Contains Bitrex

For Use In Buildings and Inside of Transport Vehicles

Effective Indoor House Mouse Control
Kills House Mice

Moisture Resistant Bait

Sublabel B: Professional (PCO) Use

House mice usually consume a lethal dose in a single night's feeding, but it may take two or more days for them to die. Due to Stop Feed Action, house mice cease feeding after consuming a toxic dose. This product is effective against anti-coagulant-resistant house mice.

ACTIVE INGREDIENT:

Bromethalin (CAS No.: 63333-35-7).....0.01%

OTHER INGREDIENTS.....99.99%

TOTAL 100.00%

CAUTION

KEEP OUT OF REACH OF CHILDREN

MAY BE HARMFUL IF EATEN
BY CHILDREN OR PETS

SEE SIDE/BACK PANEL FOR
PRECAUTIONARY STATEMENTS

EPA Reg. No.: 67517-91

EPA Est. No.: 67517-MO-1

NET CONTENTS: Four (4) Pounds

128 X 0.5 oz. BLOCKS per 1 to 64 BAIT STATIONS

1.0 oz. (2 X 0.5 oz.) BLOCKS per BAIT STATION

Manufactured By
PM RESOURCES, INC.
13001 St. Charles Rock Road
Bridgeton, MO 63044

Lot/Code/Product/Revision Numbers as Needed

Mfg. & Printed in U.S.A.

PAGE 1 of 8

67517-91 Sublabel B

AMENDED MASTER LABEL SUBMITTED 7/28/11

120418

SIDE/BACK PANEL – Sub label B

PRECAUTIONARY STATEMENTS

HAZARDS TO HUMANS AND DOMESTIC ANIMALS

CAUTION: Harmful if swallowed or absorbed through the skin. Causes moderate eye irritation. Keep away from children, domestic animals, and pets. Do not get in eyes, on skin, or on clothing. Any person who retrieves carcasses or unused bait following application of this product must wear waterproof gloves.

User Safety Requirements:

Follow the manufacturer's instructions for cleaning/maintaining PPE. If no such instructions for washables, use detergent and hot water. Keep and wash PPE separately from other laundry. Remove PPE immediately after handling this product. Wash the outside of gloves before removing. As soon as possible, wash hands thoroughly after applying bait and before eating, drinking, chewing gum, using tobacco, or using the toilet, and change into clean clothing.

FIRST AID

Have product container or label with you when calling a poison control center or doctor for treatment. You may also contact the Hotline Number 1-800-345-4735 for health concerns, emergency medical treatment information or pesticide incidents.

- | | |
|-------------------------------|--|
| If Swallowed | <ul style="list-style-type: none">• Call a poison control center, doctor, or HOT LINE NUMBER 1-800-345-4735 immediately for treatment advice.• Have person sip a glass of water if able to swallow.• Do not induce vomiting unless told to do so by a poison control center or doctor.• Do not give anything by mouth to an unconscious person. |
| If in Eyes | <ul style="list-style-type: none">• Hold eye open and rinse slowly and gently with water for 15-20 minutes. Remove contact lenses, if present after the first 5 minutes, then continue rinsing eye.• Call a poison control center or doctor for treatment advice. |
| If On Skin or Clothing | <ul style="list-style-type: none">• Take off contaminated clothing.• Rinse skin immediately with plenty of water for 15-20 minutes.• Call a poison control center, doctor, or HOT LINE NUMBER 1-800-345-4735 immediately for treatment advice. |

TREATMENT FOR PET POISONING

If an animal eats this bait, call a veterinarian or 1-800-345-4735 at once.

NOTE TO PHYSICIAN or VETERINARIAN

Contains the nerve poison Bromethalin. This product is not an anticoagulant-type rodenticide. For humans or animals ingesting bait and/or showing poisoning signs (such as muscle tremors, loss of hind limb use, or seizures for animals), limit absorption by either emesis or gastric lavage. Sublethal symptoms, if present, would be the result of cerebral edema and should be treated accordingly through administration of an osmotic diuretic and corticosteroid.

130418

SIDE/BACK PANEL – Sub label B

ENVIRONMENTAL HAZARDS

This product is extremely toxic to mammals and birds. Dogs and other predatory and scavenging mammals and birds might be poisoned if they feed upon animals that have eaten this bait. Do not contaminate water when disposing of equipment wash water or rinsate.

DIRECTIONS FOR USE

It is a violation of Federal Law to use this product in a manner inconsistent with its labeling.

READ THIS LABEL: Read this entire label and follow all use directions and use precautions. Use only for the sites, pests, and application methods described on this label.

IMPORTANT: Do not expose children, pets, or other nontarget animals to rodenticides. To help prevent accidents:

1. Store product not in use in a location out of reach of children and pets.
1. Dispose of product container and unused, spoiled and unconsumed bait as specified on this label.

USE RESTRICTIONS: This product may only be used in to control House Mice inside of homes, industrial, commercial and agricultural buildings. The bait station may be used in indoor areas accessible to children and pets, consistent with all use restrictions and other requirements indicated on this label.

DO NOT USE THIS PRODUCT OUTDOORS. Do not place this ready-to-use bait station in any area where there is a possibility of contaminating food or surfaces into contact with food. Do not place near or inside ventilation duct openings. Do not contaminate water, food, feedstuffs, food or feed handling equipment, or meat or milk handling equipment or surfaces that come into direct contact with food or feed.

Do not sell this product in individual containers holding less than 4 pounds of bait.

SELECTION OF TREATMENT AREAS: Determine areas where house mice will most likely find and consume the bait. Generally, these are along walls, by gnawed openings, in corners and concealed places, between floors and walls, or in locations where rodents or their signs have been seen. Remove as much alternative food as possible.

INSTRUCTIONS FOR SECURING THE MOUSE BAIT STATION:

1. Turn the Bait Station upside down. On the bottom of the station will be an adhesive pad with a thin plastic cover over it. Peel the cover off the adhesive pad, leaving the pad intact and attached. This will expose an adhesive surface that can be used to place the Bait Station securely in your desired location.
2. Place Bait Station with adhesive pad down on a clean, flat, solid surface in the area where rodent activity has been noted. Press down firmly for 10 seconds to adhere Bait Station to surface. Your Station is now in place for baiting.

SIDE/BACK PANEL – Sub label B


DIRECTIONS FOR USE (CONTINUED)

INSTRUCTIONS FOR OPENING, REFILLING & RECLOSING THE MOUSE BAIT STATION

1. To open the Bait Station, put on gloves and insert the plastic key into the lock on top of the Bait Station lid. Push the key all the way down into the lock and turn key in the direction of the arrow to open the station lid.
2. **REMOVE AND SAVE KEY**
3. Remove the plastic bait holder and discard any remaining bait from both the holder and the bait station. Place one refill block of bait into each side of the plastic bait holder, with center holes facing upward.



4. Insert plastic bait holder with two refill baits into the **MIDDLE COMPARTMENT** of the Bait Station as shown below.



5. **WITH KEY STILL REMOVED** and plastic bait holder and refills in place, snap the lid of the Bait Station shut by pressing down on the lock.
6. **CLEAN AROUND THE BAIT STATION AREA BY REMOVING ALL REMAINING BAIT & BAIT CRUMBS. ENSURE THAT GLOVES & BAIT ARE DISPOSED OUT OF REACH OF CHILDREN, PETS AND WILDLIFE.**

APPLICATION DIRECTIONS: The active ingredient in this product is different from anticoagulant rodenticides. Individual house mice cease feeding after consuming a toxic dose.

House Mice: Place a single unit at each placement location. Space placements at 8 to 12 foot intervals. Replace bait if contents are consumed or contaminated and replace if severely damaged. If units are untouched after three days, move to new locations consistent with label text. Continue baiting until all signs of house mouse activity have ceased.

Follow Up: Replace contaminated or spoiled bait immediately. Wearing waterproof gloves, collect and dispose of all dead exposed animals and leftover bait properly. To prevent reinfestation, limit sources of food, water, and harborage for house mice as much as possible. If reinfestation does occur, repeat treatment.

150418

SIDE/BACK PANEL – Sub label B

DE/E

STORAGE AND DISPOSAL

Do not contaminate water, food, or feed by storage or disposal.

PESTICIDE STORAGE: Store only in original container in a cool, dry place inaccessible to children and pets. Keep containers closed and away from other chemicals.

PESTICIDE DISPOSAL: Wastes resulting from the use of this product may be disposed of on site or at an approved waste disposal facility.

CONTAINER HANDLING: Non-refillable container. Do not re-use or re-fill this container, except as described in the Directions for Use. Dispose of used stations in a sanitary landfill or by incineration.

NOTICE OF WARRANTY

Buyer assumes all responsibility for safety and use not in strict accordance with directions for use.

{TEXT FOR STICKER TO BE AFFIXED TO EACH PRE-FILLED, REFILLABLE BAIT STATION}

Assault® Mouse Bait Station II

Net Weight: 1.0 oz.

THIS BAIT STATION IS RESISTANT TO TAMPERING BY CHILDREN AND DOGS

Do Not Allow Children or Pets to play with Station.

This bait station can only be refilled with the block bait sold with this station.

CAUTION: Keep away from humans, domestic animals and pets. May be harmful if swallowed. Avoid contact with skin, eyes or clothing. Wash thoroughly with soap and water after handling bait. See outer package label for additional precautionary statements, first aid information and directions for use. Do not use in areas accessible to nontarget wildlife. **DO NOT USE THIS PRODUCT OUTDOORS.**

Review Container Label for complete use directions and restrictions and precautionary statements before using product.

EPA Reg. No. 67517-91, EPA Est. No. 67517-MO-1

PM RESOURCES, INC., 13001 St. Charles Rock Road, Bridgeton, MO 63044

Active Ingredient: Bromethalin (CAS No.: 63333-35-7)	0.01%
Inert Ingredients	<u>99.99%</u>
	100.00%

1160918

SIDE/BACK PANEL – Sub label B

{6 MONTH INTRODUCTORY CLAIMS}

New Bait Station
New Refillable Bait Station

{OPTIONAL MARKETING CLAIMS}

**House mice usually consume a lethal dose in a single night's feeding, but it may take two or more days for them to die.*

Effective house mouse control

Reduce(s) house mice problems

Contains bait blocks

Special nibble ridges mice love to chew

Refillable bait station

Bait station fits in room and cabinet corners and along walls consistent with label use restrictions and requirements.

Small amount of space required for placement

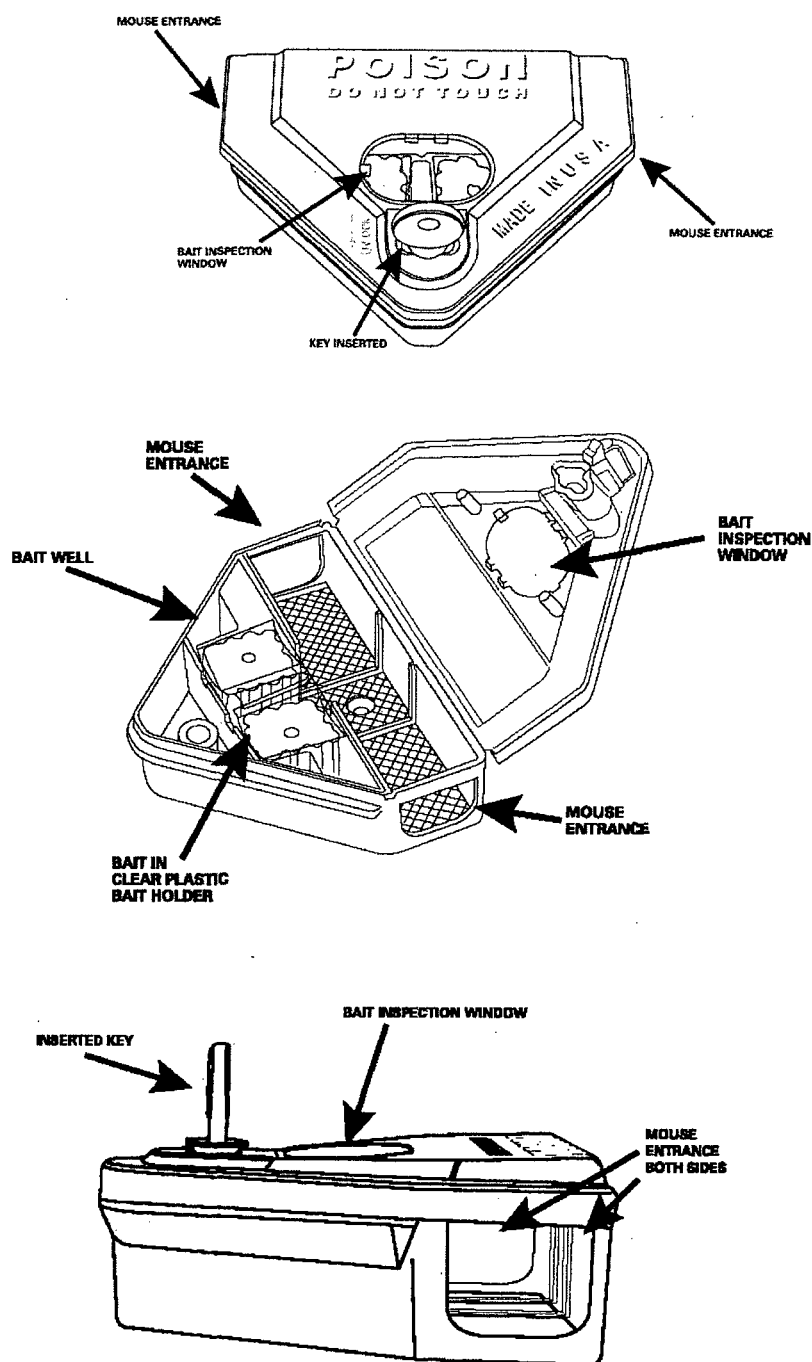
Minimal space required for placement

{OPTIONAL MARKETING CLAIM ONLY FOR BAIT STATION WITH WINDOW – For Front, Back, Side Panel or Label Sticker}

Window to determine when to replace bait

{OPTIONAL DIAGRAMS FOR "ASSAULT® MOUSE BAIT STATION II" WITH WINDOW}

SIDE/BACK PANEL – Sub label B



{OPTIONAL DIAGRAMS FOR "ASSAULT® MOUSE BAIT STATION II" WITH NO-WINDOW OPTION}

180x18

SIDE/BACK PANEL – Sub label B

