

67517-90

5/13/2011

10e11



UNITED STATES ENVIRONMENTAL PROTECTION AGENCY
WASHINGTON, D.C. 20460

NOTIFICATION

MAY 13 2011

OFFICE OF CHEMICAL SAFETY
AND POLLUTION PREVENTION

Jim Barron
PM Resources
13001 St. Charles Rock Road
Bridgeton, MO 63044

Subject: Notification to include optional pictures to demonstrate loading of bait station per PR Notice 98-10

EPA Registration No. 67517-90

Submission Date: May 3, 2011

Decision: D448577

Dear Mr. Barron:

The Agency is in receipt of your Application for Pesticide Notification under Pesticide Registration Notice (PRN) 98-10 dated May 3, 2011 for product EPA Reg No. 67517-90. The Registration Division (RD) has conducted a review of this request and finds that the action requested falls within the scope of PRN 98-10. The label submitted with the application has been stamped "Notification" and will be placed in our records.

We would like to remind you that the following Introductory Claims are permitted for up to the first six month of when they were first approved on January 13, 2011:

- "New..."
- "New Bait Station"
- "New Refillable Bait Station"

If you have any questions, please contact Jessica Rogala at (703) 347-0263 or via email at rogala.jessica@epa.gov. Thank you for your cooperation in this matter.

Sincerely,


A handwritten signature in black ink that reads "J. Rogala".

Jessica Rogala
Environmental Protection Specialist
Insecticide-Rodenticide Branch
Registration Division (7505P)

20911

Please read instructions on reverse before completing form

Form Approved, OMB No. 2070-0060, Approval expires 5-31-98

	United States	<input type="checkbox"/>	Registration	OPP Identifier Number
	Environmental Protection Agency	<input type="checkbox"/>	Amendment	
	Washington, DC 20460	<input checked="" type="checkbox"/>	Other	

Application for Pesticide – Section I

1. Company/Product Number PM RESOURCES, INC/67517-90	2. EPA Product Manager Venus Eagle	3. Proposed Classification <input checked="" type="checkbox"/> None <input type="checkbox"/> Restricted
4. Company/Product (Name) ASSAULT® MOUSE BAIT STATION III CU	PM # 1	
5. Name and Address of Applicant (Include ZIP Code) PM RESOURCES, INC. 13001 St. Charles Rock Road Bridgeton, MO 63044 <input type="checkbox"/> Check if this is a new address		6. Expedited Review. In accordance with FIFRA Section 3(c)(3) (b)(i), my product is similar or identical in composition and labeling to: EPA Reg No. _____ Product Name _____

Section - II

<input type="checkbox"/> Amendment – Explain below <input type="checkbox"/> Resubmission in response to Agency letter dated _____ <input checked="" type="checkbox"/> Notification – Explain below	<input type="checkbox"/> Final printed labels in response to Agency letter dated _____ <input type="checkbox"/> "Me Too" Application <input type="checkbox"/> Other – Explain below
--	---

Explanation: Use additional page(s) if necessary. (For Section I and Section II.)

Minor label amendment under PR 98-10. Inclusion of optional pictures to demonstrate loading of bait station.

Please forward correspondence to Jim Barron, Ph. D. Agent for PM Resources

Tel: (919) 228-6479

Email: jbarron@exponent.com

Section III


1. Material This Product Will be Packaged in:				2. Type of Container	
Child-Resistant Packaging <input type="checkbox"/> Yes <input type="checkbox"/> No	Unit Packaging <input type="checkbox"/> Yes <input type="checkbox"/> No	Water Soluble Packaging <input type="checkbox"/> Yes <input type="checkbox"/> No		<input type="checkbox"/> Metal	<input type="checkbox"/> Plastic, PETE
*Certification must be submitted			If "Yes" Unit Packaging wgt.	No. per container	If "Yes" Package wgt.
				No. per container	<input type="checkbox"/> Glass
					<input type="checkbox"/> Paper
					<input type="checkbox"/> Other (Specify) _____
3. Location of Net Contents Information <input type="checkbox"/> Label <input type="checkbox"/> Container			4. Size(s) Retail Container		5. Location of label directions <input type="checkbox"/> On Label <input type="checkbox"/> On Label accompanying product
6. Manner in Which Label is Affixed to Product			<input type="checkbox"/> Lithograph <input type="checkbox"/> Paper glued <input type="checkbox"/> Stenciled <input type="checkbox"/> Other _____		

Section IV

1. Contact Person (Complete items directly below for identification of individual to be contacted, if necessary, to process this application.)		
Name James Barron, Ph.D.	Title Authorized Agent, PM Resources, Inc.	Telephone No. (Include Area Code) (919) 228-6479

Certification

I certify that the statements I have made on this form and all attachments thereto are true, accurate and complete. I acknowledge that any knowingly false or misleading statement may be punishable by fine or imprisonment or both under applicable law

2. Signature 	3. Title Authorized Agent, PM Resources, Inc.	6. Date Application Received <div style="text-align: center;">(Stamp)</div>
4. Typed Name James Barron, Ph.D.	5. Date 5-2-11	

Exponent®

Exponent
1150 Connecticut Ave., NW
Suite 1100
Washington, DC 20036
telephone 202-293-5374
facsimile 202-293-5377
www.exponent.com

May 2, 2011

Venus Eagle
Product Manager 1
Office of Pesticide Programs (7504P)
U.S. Environmental Protection Agency
Document Processing Desk
Room s-4900, One Potomac Yard
2777 South Crystal Dr.
Arlington, VA 22202

RE: Submission of Minor Label Amendment under PR 98-10 for Assault Mouse Bait Station
CU, EPA Reg. No. 67517-90.

Dear Ms. Eagle:

On behalf of our client PM Resources, (13001 St. Charles Rock Road, Bridgeton, MO 63044, EPA Company Number 67517), Exponent is submitting a minor label amendment under PR-98-10. The label changes are:

On page 6, we are including improved diagrams which may be optionally printed in place of the current diagrams found on page 4 of the Use Directions, under the section entitled "INSTRUCTIONS FOR OPENING, REFILLING & RECLOSING THE MOUSE BAIT STATION":

"This notification is consistent with the provisions of PR Notice 98-10 and EPA regulations at 40 CFR 152.46, and no other changes have been made to the labeling or the confidential statement of formula of this product. I understand that it is a violation of 18 U.S.C. Sec. 1001 to willfully make any false statement to EPA. I further understand that if this notification is not consistent with the terms of PR Notice 98-10 and 40 CFR 152.46, this product may be in violation of FIFRA and I may be subject to enforcement action and penalties under sections 12 and 14 of FIFRA."

If you have any questions or need additional information, please do not hesitate to contact me at (919) 228-6479.

Sincerely,



Jim Barron
Authorized Representative for PM Resources

cc: Venus Eagle
cc: Product Manager 1
cc: Office of Pesticide Programs (7504P)
cc: U.S. Environmental Protection Agency
cc: Document Processing Desk
cc: Room s-4900, One Potomac Yard
cc: 2777 South Crystal Dr.
cc: Arlington, VA 22202
cc: Exponent
cc: 1150 Connecticut Ave., NW
cc: Suite 1100
cc: Washington, DC 20036
cc: telephone 202-293-5374
cc: facsimile 202-293-5377
cc: www.exponent.com

40811

ASSAULT[®] MOUSE BAIT STATION III CU

THIS BAIT STATION IS RESISTANT TO TAMPERING BY CHILDREN
Use Indoors Only

REFILLABLE MOUSE POISON BAIT STATION
 Contains Bitrex

For Use in Homes and Residential Buildings

Effective Indoor House Mouse Control
 Kills House Mice

Moisture Resistant Bait

House mice usually consume a lethal dose in a single night's feeding but it may take two or more days for them to die. Due to Stop Feed Action, house mice cease feeding after consuming a toxic dose. This product is effective against anti-coagulant-resistant house mice.

ACTIVE INGREDIENT:

Bromethalin (CAS No. 63333-35-7) 0.01%

OTHER INGREDIENTS 99.99%

TOTAL 100.00%

KEEP OUT OF REACH OF CHILDREN

CAUTION

**SEE SIDE/BACK PANEL FOR
 PRECAUTIONARY STATEMENTS**

**MAY BE HARMFUL IF EATEN
 BY CHILDREN OR PETS**

EPA Reg. No.: 67517-90

EPA Est. No.: 67517-MO-1

NET CONTENTS 1.0 oz. (2 X 0.5 oz.) BLOCKS per BAIT STATION
 2 to 32 X 0.5 oz. BLOCKS per 1 to 16 BAIT STATIONS

Manufactured By
PM RESOURCES, INC.
 13001 St. Charles Rock Road
 Bridgeton, MO 63044

Lot/Code/Product/Revision Numbers as Needed

Mfg. & Printed in U.S.A.

SIDE/BACK PANEL

PRECAUTIONARY STATEMENTS

HAZARDS TO HUMANS AND DOMESTIC ANIMALS

CAUTION: Harmful if swallowed or absorbed through the skin. Causes moderate eye irritation. Do not get in eyes, on skin, or on clothing. Keep away from children, domestic animals, and pets. Any person who retrieves carcasses or unused bait following application of this product must wear waterproof gloves.

User Safety Requirements:

As soon as possible, wash hands thoroughly after applying bait and before eating, drinking, chewing gum, using tobacco, or using the toilet.

FIRST AID

Have product container or label with you when calling a poison control center or doctor for treatment. You may also contact the Hotline Number at 1-800-345-4735 for health concerns, emergency medical treatment information or pesticide incidents.

- | | |
|-------------------------------|--|
| If Swallowed | <ul style="list-style-type: none"> • Call a poison control center, doctor, or HOTLINE NUMBER 1-800-345-4735 immediately for treatment advice. • Have person sip a glass of water if able to swallow. • Do not induce vomiting unless told to do so by a poison control center or doctor. • Do not give anything by mouth to an unconscious person. |
| If in Eyes | <ul style="list-style-type: none"> • Hold eye open and rinse slowly and gently with water for 15-20 minutes. Remove contact lenses, if present after the first 5 minutes, then continue rinsing eye. • Call a poison control center or doctor for treatment advice. |
| If On Skin or Clothing | <ul style="list-style-type: none"> • Take off contaminated clothing. • Rinse skin immediately with plenty of water for 15-20 minutes. • Call a poison control center, doctor, or HOTLINE NUMBER 1-800-345-4735 immediately for treatment advice. |

TREATMENT FOR PET POISONING

If an animal eats this bait, call a veterinarian or 1-800-345-4735 at once.

NOTE TO PHYSICIAN or VETERINARIAN

Contains the nerve poison bromethalin. This product is not an anticoagulant type rodenticide. For humans or animals ingesting bait and/or showing poisoning signs (such as muscle tremors, loss of hind limb use, or seizures for animals), limit absorption by either emesis or gastric lavage. Sublethal symptoms, if present, would be the result of cerebral edema and should be treated accordingly through administration of an osmotic diuretic and corticosteroid.

ENVIRONMENTAL HAZARDS

This product is extremely toxic to mammals and birds. Dogs and scavenging mammals and birds might be poisoned if they feed upon animals that have eaten this bait.

60411

SIDE/BACK PANEL

DIRECTIONS FOR USE

It is a violation of Federal Law to use this product in a manner inconsistent with its labeling.

READ THIS LABEL: Read this entire label and follow all use directions and use precautions. Use only for the sites, pests, and application methods described on this label.

IMPORTANT: Do not expose children, pets or other non-target animals to rodenticides. To help to prevent accidents:

1. Store product not in use in a location out of reach of children and pets.
2. Dispose of product container, and unused, spoiled and unconsumed bait as specified on this label.

USE RESTRICTIONS:

This product may only be used to control house mice in homes and residential buildings. This bait station may be used in indoor areas accessible to children, consistent with all use restrictions and other requirements indicated in this label.

DO NOT USE THIS PRODUCT OUTDOORS OR IN AREAS ACCESSIBLE TO PETS. Do not place this product in areas where there is a possibility of contaminating food, animal feed, water or surfaces that come in direct contact with food, feed, or water. Do not place station near or inside ventilation equipment or ventilation duct openings.

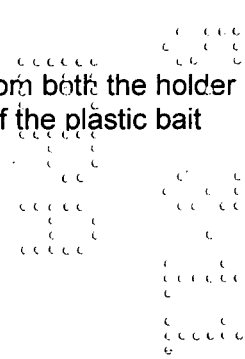
SELECTION OF TREATMENT AREAS: Determine areas where house mice will most likely find and consume the bait. Generally, these areas are along walls, by gnawed openings, in corners and concealed places, or in locations where house mice or their signs have been seen. Remove as much alternative food as possible.

INSTRUCTIONS FOR SECURING THE MOUSE BAIT STATION:

1. Turn the Bait Station upside down. On the bottom of the station will be an adhesive pad with a green-checked plastic cover over it. Peel the cover off the adhesive pad, leaving the pad intact and attached. This will expose an adhesive surface that can be used to place the Bait Station securely in your desired location.
2. Place Bait Station with adhesive pad down on a clean, flat, solid surface in the area where rodent activity has been noted. Press down firmly for 10 seconds to adhere Bait Station to surface. Your Station is now in place for baiting.

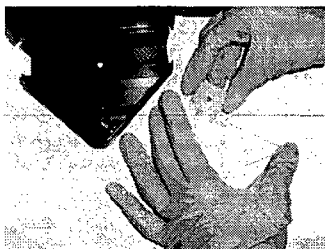
INSTRUCTIONS FOR OPENING, REFILLING & RECLOSING THE MOUSE BAIT STATION:

1. To open the Bait Station, put on gloves and insert the plastic key into the lock on top of the Bait Station lid. Push the key all the way down into the lock and turn key in the direction of the arrow to open the station lid.
2. **REMOVE AND SAVE KEY**
3. Remove the plastic bait holder and discard any remaining bait from both the holder and the bait station. Place one refill block of bait into each side of the plastic bait holder, with center holes facing upward.




SIDE/BACK PANEL

DIRECTIONS FOR USE (CONTINUED)



4. Insert plastic bait holder with two refill baits into the middle Bait Station compartment as shown below.



5. With plastic bait holder and refills in place, snap the lid of the Bait Station shut by pressing down on the lock.
6. CLEAN AROUND THE BAIT STATION AREA BY REMOVING ALL REMAINING BAIT & BAIT CRUMBS. ENSURE THAT GLOVES & BAIT ARE DISPOSED OUT OF REACH OF CHILDREN, PETS AND WILDLIFE.

APPLICATION DIRECTIONS

HOUSE MICE: Place a single unit at each placement location. Space placements at 8- to 12-foot intervals. Replace units if contents are consumed or contaminated, or if units are severely damaged. If units are untouched after three days, move to new locations consistent with label text. Maintain an uninterrupted supply of fresh bait for at least 15 days or until there are no longer signs of new feeding by house mice.

FOLLOW-UP: Replace contaminated or spoiled bait immediately. Using waterproof gloves collect and dispose of all dead, exposed animals and leftover bait properly. To prevent reinfestation, limit sources of food, water and harborage for house mice as much as possible. If reinfestation does occur, repeat treatment.

STORAGE AND DISPOSAL

STORAGE: Store only in original container, in a dry place inaccessible to children and pets.

DISPOSAL: Nonrefillable container. Do not refill or reuse this container. **If empty:** Place in trash or offer for recycling, if available. **If partly filled:** Call your local solid waste agency for disposal instructions. Never place unused product down any indoor or outdoor drain.

8 of 11

NOTICE OF WARRANTY

Buyer assumes all responsibility for safety and use not in strict accordance with directions for use.

{TEXT FOR STICKER TO BE AFFIXED TO EACH PRE-FILLED, REFILLABLE BAIT STATION}

Assault® Mouse Bait Station III CU
Net Weight: 1.0 oz.

THIS BAIT STATION IS RESISTANT TO TAMPERING BY CHILDREN

KEEP OUT OF REACH OF CHILDREN

CAUTION: Keep away from humans, domestic animals and pets. May be harmful or fatal if swallowed. Avoid contact with skin, eyes, or clothing. Wash thoroughly with soap and water after handling bait.

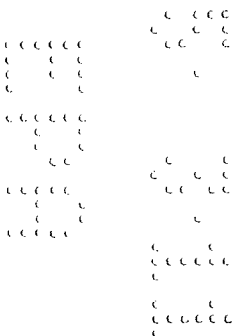
See outer package label for additional precautionary statements, first aid information and directions for use. Do not use in areas accessible to pets or nontarget wildlife. DO NOT USE THIS PRODUCT OUTDOORS.

EPA Reg. No. 67517-90

EPA Est. No. 67517-MO-1

PM RESOURCES, INC., 13001 St. Charles Rock Road, Bridgeton, MO 63044

Active Ingredient: Bromethalin (CAS No. 63333-35-7)	0.01%
Other Ingredients	<u>99.99%</u>
Total	100.00%



SIDE/BACK PANEL

{6 MONTH INTRODUCTORY CLAIMS - used during first six months of commercialization only}

New
New Bait Station
New Refillable Bait Station




{OPTIONAL MARKETING CLAIMS for Front, Back, Side Panel or Label Sticker}

Reduce(s) house mice problems
Contains bait blocks
Special nibble ridges mice love to chew
Refillable bait station
Bait station fits in room and cabinet corners and along walls
Small amount of space required for placement
Minimal space required for placement

{OPTIONAL MARKETING CLAIM ONLY FOR BAIT STATION WITH WINDOW - for Front, Back, Side Panel or Label Sticker}

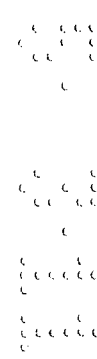
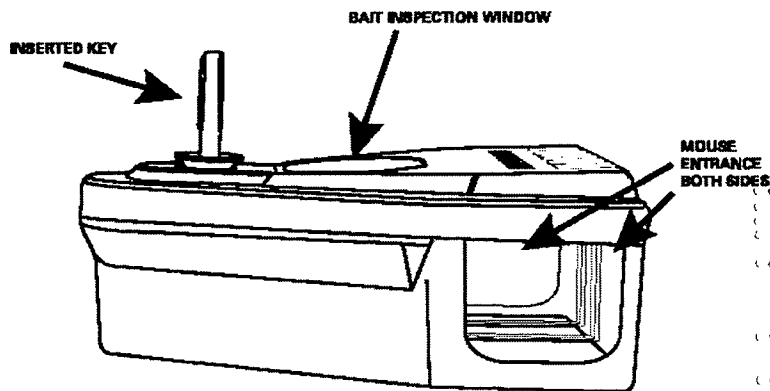
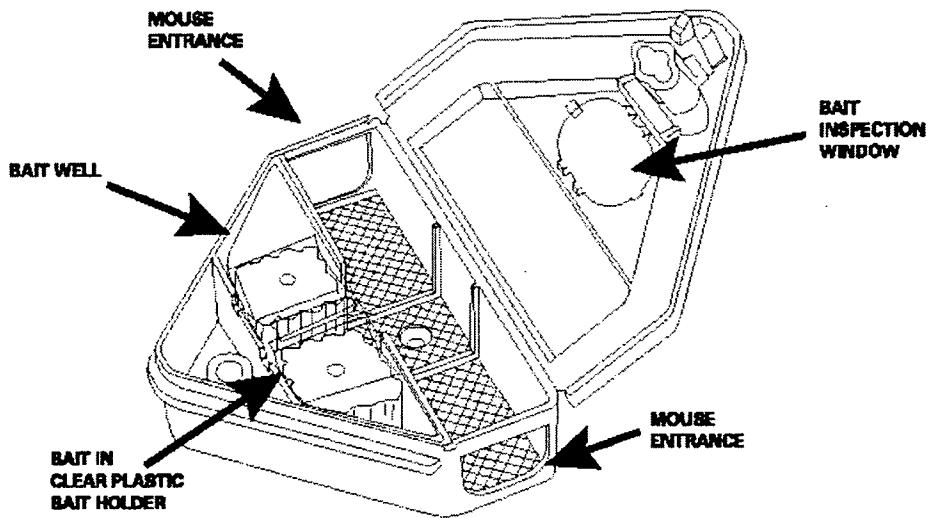
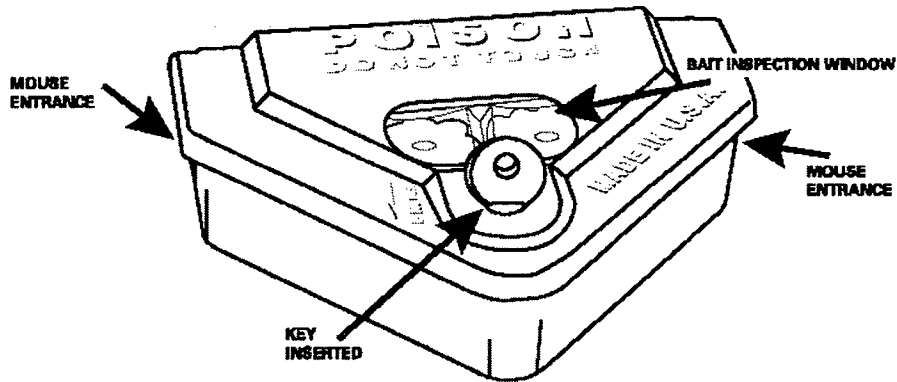
Window to determine when to replace bait

OPTIONAL DIAGRAMS FOR PRINTING IN DIRECTIONS FOR USE.



SIDE/BACK PANEL

{OPTIONAL DIAGRAMS FOR "ASSAULT® MOUSE BAIT STATION III CU" WITH WINDOW}



SIDE/BACK PANEL

{OPTIONAL DIAGRAMS FOR "ASSAULT® MOUSE BAIT STATION III CU" WITH NO-WINDOW OPTION}

