

67517-90

01-13-2011

1/12



U.S. ENVIRONMENTAL PROTECTION AGENCY

Office of Pesticide Programs
Registration Division (7505C)
1200 Pennsylvania Ave., N.W.
Washington, D.C. 20460

EPA Reg. Number:

67517-90

Date of Issuance:

JAN 13 2011

NOTICE OF PESTICIDE:

☒ Registration☐ Reregistration

(under FIFRA, as amended)

Term of Issuance:

Unconditional

Name of Pesticide Product:

Assault® Mouse Bait Station III
CU

Name and Address of Registrant (include ZIP Code):

PM Resources, Inc.
c/o Exponent
Suite 1100
1150 Connecticut Ave
Washington, DC 20036

Attention: Dr. Jim Barron

Decision # 436539

R310 5-87-7379
1150

Note: Changes in labeling differing in substance from that accepted in connection with this registration must be submitted to and accepted by the Registration Division prior to use of the label in commerce. In any correspondence on this product always refer to the above EPA registration number.

On the basis of information furnished by the registrant, the above named pesticide is hereby registered/reregistered under the Federal Insecticide, Fungicide and Rodenticide Act.

Registration is in no way to be construed as an endorsement or recommendation of this product by the Agency. In order to protect health and the environment, the Administrator, on his motion, may at any time suspend or cancel the registration of a pesticide in accordance with the Act. The acceptance of any name in connection with the registration of a product under this Act is not to be construed as giving the registrant a right to exclusive use of the name or to its use if it has been covered by others.

This product is unconditionally registered in accordance with FIFRA section 3(c)(5) provided that you:

A. submit one (1) copy of final printed labeling, with the changes below, before you release the product for shipment.

1. Revise the registration number to "EPA Reg. No. 67517-90".

John Hebert, Team Leader
Insecticide-Rodenticide Branch
Registration Division (7505P)

Date:

JAN 13 2011

EPA Reg. No. 67517-90

2. Modify the text above the Ingredient Statement to read:

House mice usually consume a lethal dose in a single night's feeding but it may take two or more days for them to die. Due to ... anticoagulant-resistant mice.

3. On the Front Panel and the bait station, retain "Keep Out of Reach of Children", as the station is designed to be opened and refilled with bait.
4. Change "**MAY BE FATAL IF EATEN BY CHILDREN OR PETS**" with "**MAY BE HARMFUL IF EATEN BY CHILDREN OR PETS**".
5. Revise "**CAUTION**" under your "**PRECAUTIONARY STATEMENTS**" as follows:

Hazards to Humans and Domestic Animals

CAUTION: Harmful if swallowed or absorbed through the skin. Causes moderate eye irritation. Do not get in eyes, on skin, or on clothing. Keep away from children, domestic animals, and pets. Any person who retrieves carcasses or unused bait following application of this product must wear waterproof gloves.

User Safety Requirements:

As soon ... or using the toilet.

6. Under "**ENVIRONMENTAL HAZARDS**", delete "Do not apply directly to water" as product is for "indoor use only".
7. Revise your "**DIRECTIONS FOR USE**" as follows:

DIRECTIONS FOR USE

It is a violation of Federal law to use this product in a manner inconsistent with its labeling.

READ THIS LABEL: Read this entire label and follow all use directions and use precautions. Use only for the sites, pests, and application methods described on this label.

IMPORTANT: Do not expose children, pets or other non-target animals to rodenticides. To help to prevent accidents:

1. Store product not in use in a location out of reach of children and pets.
2. Dispose of product container, and unused, spoiled, and unconsumed bait as specified on this label.

USE RESTRICTIONS:

This product may only be used to control house mice in homes and residential buildings. This bait station may be used in indoor areas accessible to children, consistent with all use restrictions and other requirements indicated in this label.

DO NOT USE THIS PRODUCT OUTDOORS OR IN AREAS ACCESSIBLE TO PETS. Do not place this product in areas where there is a possibility of contaminating food, animal feed, water or surfaces that come in direct contact with food, feed, or water. Do not place station near or inside ventilation equipment or ventilation duct openings.

SELECTION OF TREATMENT AREAS: Determine areas where house mice will most likely find and consume the bait. Generally, these areas are along walls, by gnawed openings, in corners and concealed places, or in locations where house mice or their signs have been seen. Remove as much alternative food as possible.

INSTRUCTIONS FOR SECURING ... PETS AND WILDLIFE

APPLICATION DIRECTIONS

HOUSE MICE: Place a single unit at each placement location. Space placements at 8- to 12-foot intervals. Replace units if contents are consumed or contaminated, or if units are severely damaged. If units are untouched after three days, move to new locations consistent with label text. Maintain an uninterrupted supply of fresh bait for at least 15 days or until there are no longer signs of new feeding by house mice.

FOLLOW-UP: Replace contaminated or spoiled bait immediately. Using waterproof gloves collect and dispose of all dead, exposed animals and leftover bait properly. To prevent reinfestation, limit sources of food, water and harborage for house mice as much as possible. If reinfestation does occur, repeat treatment.

8. Revise your "**Storage and Disposal**" text as follows:

STORAGE AND DISPOSAL

STORAGE: Store only in original container, in a dry place inaccessible to children and pets.

DISPOSAL: Nonrefillable Container. Do not reuse or refill this container.

If empty: Place in trash or offer for recycling if available.

If partly filled: Call your local solid waste agency or 1-800-CLEANUP [tel # optional] for disposal instructions. Never place unused product down any indoor or outdoor drain.

[**Note:** As stated in 40CFR156.140(a)(4), a batch code must be included on the label or package for container and containment for nonrefillables.]

9. Delete these "**OPTIONAL MARKETING CLAIMS**":

- a. Can kill in one feeding
- b. Kills in one feeding
- c. Fast and effective house mice control
- d. Provides fast (quick) control
- e. More mice controlled with less bait
- f. Eliminates(s) house mice
- g. Nibble ridges increase mice (bait) acceptance
- h. Easy to use refillable bait station

- B. submit Storage Stability (830.6317) and Corrosion Characteristics (830.6120) data within 15 months of the date of this Notice of Registration.

The Confidential Statement of Formula (CSF) dated June 23, 2010, is acceptable. All other versions are obsolete.

With the above revisions, this product is in full compliance with the Agency's revised May 28, 2008 "*Risk Mitigation Decision for Ten Rodenticides*".

Note: Should you wish to add a reference to the company's website on your label, please be aware that the website becomes labeling under the Federal Insecticide Fungicide and Rodenticide Act and is subject to review by the Agency. If the website is false or misleading, the product would be misbranded and unlawful to sell or distribute under FIFRA section 12(a)(1)(E). 40 CFR 156.10(a)(5) list examples of statements EPA may consider false or misleading. In addition, **regardless of whether a website is referenced on your product's label**, claims made on the website may not substantially differ from those claims approved through the registration process. Therefore should the Agency find or if it is brought to our attention that a website contains false or misleading statements or claims substantially differing from the EPA approved registration, the website will be referred to the EPA's Office of Enforcement and Compliance Assurance.

If these conditions are not complied with, the registration will be subject to cancellation in accordance with FIFRA section 6(e). Your release for shipment of the product constitutes acceptance of this condition.

A stamped copy of the label is enclosed. If you have any questions, please contact Dan Peacock by phone (703-305-5407) or E-Mail (peacock.dan@epa.gov).

Enclosures: 1. Stamped Label
2. Minimum Type Sizes for Final Printed Label

5
12

ASSAULT[®] MOUSE BAIT STATION III CU

THIS BAIT STATION IS RESISTANT TO TAMPERING BY CHILDREN
Use Indoors Only

REFILLABLE MOUSE POISON BAIT STATION
Contains Bitrex

For Use in Homes and Residential Buildings

Effective Indoor House Mouse Control
Kills House Mice

Moisture Resistant Bait

House Mice usually consume a lethal dose in a single feeding, but it may take two or more days from time of bait consumption for them to die. Due to Stop Feed Action, house mice cease feeding after consuming a toxic dose. This product is effective against anti-coagulant-resistant house mice.

		ACCEPTED	
ACTIVE INGREDIENT:		With COMMENTS	JAN 13 2011
Bromethalin (CAS No. 63333-35-7)		In EPA Letter Dated:	0.01%
OTHER INGREDIENTS			99.99%
	Under the Federal Insecticide, Fungicide and Rodenticide Act, As amended, for the pesticide Registered under EPA Reg. No:		TOTAL 100.00%

**SEE SIDE/BACK PANEL FOR
PRECAUTIONARY STATEMENTS**

**MAY BE FATAL IF EATEN
BY CHILDREN OR PETS**

EPA Reg. No.: 67517-XX

EPA Est. No.: 67517-MO-1

NET CONTENTS 1.0 oz. (2 X 0.5 oz.) BLOCKS per BAIT STATION
2 to 32 X 0.5 oz. BLOCKS per 1 to 16 BAIT STATIONS

Manufactured By
PM RESOURCES, INC.
13001 St. Charles Rock Road
Bridgeton, MO 63044

Lot/Code/Product/Revision Numbers as Needed

Mfg. & Printed in U.S.A.

PRECAUTIONARY STATEMENTS**HAZARDS TO HUMANS AND DOMESTIC ANIMALS****CAUTION**

Keep away from humans, domestic animals and pets. May be harmful or fatal if swallowed. Avoid contact with skin, eyes, or clothing. Wash thoroughly with soap and water after handling bait.

User Safety Requirements:

As soon as possible, wash hands thoroughly after applying bait and before eating, drinking, chewing gum, using tobacco, or using the toilet, and change into clean clothing.

FIRST AID

Have product container or label with you when calling a poison control center or doctor for treatment. You may also contact the Hotline Number at 1-800-858-7378 for health concerns, emergency medical treatment information or pesticide incidents.

- | | |
|-------------------------------|--|
| If Swallowed | <ul style="list-style-type: none">• Call a poison control center, doctor, or HOT LINE NUMBER 1-800-858-7378 immediately for treatment advice.• Have person sip a glass of water if able to swallow.• Do not induce vomiting unless told to do so by a poison control center or doctor.• Do not give anything by mouth to an unconscious person. |
| If in Eyes | <ul style="list-style-type: none">• Hold eye open and rinse slowly and gently with water for 15-20 minutes. Remove contact lenses, if present after the first 5 minutes, then continue rinsing eye.• Call a poison control center or doctor for treatment advice. |
| If On Skin or Clothing | <ul style="list-style-type: none">• Take off contaminated clothing.• Rinse skin immediately with plenty of water for 15-20 minutes.• Call a poison control center, doctor, or HOT LINE NUMBER 1-800-858-7378 immediately for treatment advice. |

TREATMENT FOR PET POISONING

If an animal eats this bait, call a veterinarian at once.

NOTE TO PHYSICIAN or VETERINARIAN

Contains the nerve poison bromethalin. This product is not an anticoagulant type rodenticide. For humans or animals ingesting bait and/or showing poisoning signs (such as muscle tremors, loss of hind limb use, or seizures for animals), limit absorption by either emesis or gastric lavage. Sublethal symptoms, if present, would be the result of cerebral edema and should be treated accordingly through administration of an osmotic diuretic and corticosteroid.

ENVIRONMENTAL HAZARDS

This product is extremely toxic to mammals and birds. Dogs and scavenging mammals and birds might be poisoned if they feed upon animals that have eaten this bait. Do not apply directly to water.

DIRECTIONS FOR USE

It is a violation of Federal Law to use this product in a manner inconsistent with its labeling.

READ THIS LABEL: Read this entire label and follow all use directions and use precautions. Use this product only for the sites, pests, and application methods described on this label.

IMPORTANT: THIS BAIT STATION MAY BE USED IN INDOOR AREAS ACCESSIBLE TO CHILDREN, CONSISTENT WITH USE RESTRICTIONS AND OTHER REQUIREMENTS INDICATED IN THIS LABEL. DO NOT USE THIS PRODUCT OUTDOORS OR IN AREAS ACCESSIBLE TO PETS.

To help prevent accidents:

1. Store product not in use in a location out of reach of children and pets.
2. Dispose of product container and unused, spoiled and unconsumed bait as specified on this label.

USE SITES: For indoor use only. This product may only be used to control house mice in homes and residential buildings.

USE RESTRICTIONS: Do not use this product in sewers or any outdoor area. Do not place this ready-to-use bait station in any area where there is a possibility of contaminating food or surfaces that come into direct contact with food. Do not deliberately remove bait from bait station for broadcasting. Do not sell this product in individual packages holding more than 1 pound of bait.

SELECTION OF TREATMENT AREAS: Determine areas where house mice will most likely find and consume the bait. Generally, these are along walls, by gnawed openings, in corners and concealed places, between floors and walls, or in locations where house mice or their signs have been seen. Remove as much alternative food accessible to house mice as possible.

APPLICATION DIRECTIONS: The active ingredient in this product is different from anticoagulant rodenticides. Individual house mice cease feeding after consuming a toxic dose.

House Mice: Place bait stations 8 to 12 feet apart. Highest bait consumption is expected to occur on the first day or two after treatment. After several days, inspect bait placements and replace with new bait at sites where there is heavy feeding or where there is continued evidence of house mouse activity. Continue baiting until all signs of house mouse activity have ceased.

While wearing gloves, collect and properly dispose of all dead house mice and used bait stations. To discourage reinfestation, limit sources of rodent food, water, and harborage as much as possible. If reinfestation does occur, repeat treatment.

INSTRUCTIONS FOR SECURING THE MOUSE BAIT STATION:

1. Turn the Bait Station upside down. On the bottom of the station will be an adhesive pad with a green-checkered plastic cover over it. Peel the cover off the adhesive pad, leaving the pad intact and attached. This will expose an adhesive surface that can be used to place the Bait Station securely in your desired location.
2. Place Bait Station with adhesive pad down on a clean, flat, solid surface in the area where rodent activity has been noted. Press down firmly for 10 seconds to adhere Bait Station to surface. Your Station is now in place for baiting.


DIRECTIONS FOR USE (CONTINUED)

INSTRUCTIONS FOR OPENING, REFILLING & RECLOSING THE MOUSE BAIT STATION:

1. To open the Bait Station, put on gloves and insert the plastic key into the lock on top of the Bait Station lid. Push the key all the way down into the lock and turn key in the direction of the arrow to open the station lid.
2. **REMOVE AND SAVE KEY**
3. Remove the plastic bait holder and discard any remaining bait from both the holder and the bait station. Place one refill block of bait into each side of the plastic bait holder, with center holes facing upward.



4. Insert plastic bait holder with two refill baits into the middle Bait Station compartment as shown below.



5. With plastic bait holder and refills in place, snap the lid of the Bait Station shut by pressing down on the lock.
6. **CLEAN AROUND THE BAIT STATION AREA BY REMOVING ALL REMAINING BAIT & BAIT CRUMBS. ENSURE THAT GLOVES & BAIT ARE DISPOSED OUT OF REACH OF CHILDREN, PETS AND WILDLIFE.**

STORAGE AND DISPOSAL

PESTICIDE STORAGE: Store only in original container in a cool, dry place inaccessible to children and pets. Keep containers closed and away from other chemicals.

PESTICIDE DISPOSAL: Wastes resulting from the use of this product may be disposed of on site or at an approved waste disposal facility.

CONTAINER DISPOSAL: Refillable container. **If empty:** Place in trash or offer for recycling if available. **If partly filled:** Call your local solid waste agency for disposal instructions. Never place unused product down any indoor or outdoor drain.

NOTICE OF WARRANTY

Buyer assumes all responsibility for safety and use not in strict accordance with directions for use.

{TEXT FOR STICKER TO BE AFFIXED TO EACH PRE-FILLED, REFILLABLE BAIT STATION}

Assault® Mouse Bait Station III CU

Net Weight: 1.0 oz.

THIS BAIT STATION IS RESISTANT TO TAMPERING BY CHILDREN

KEEP OUT OF REACH OF CHILDREN

CAUTION: Keep away from humans, domestic animals and pets. May be harmful or fatal if swallowed. Avoid contact with skin, eyes, or clothing. Wash thoroughly with soap and water after handling bait.

See outer package label for additional precautionary statements, first aid information and directions for use. Do not use in areas accessible to pets or nontarget wildlife. **DO NOT USE THIS PRODUCT OUTDOORS**

EPA Reg. No. 67517-XX

EPA Est. No. 67517-MO-1

PM RESOURCES, INC., 13001 St. Charles Rock Road, Bridgeton, MO 63044

Active Ingredient: Bromethalin (CAS No. 63333-35-7)	0.01%
Other Ingredients	<u>99.99%</u>
Total	100.00%

{6 MONTH INTRODUCTORY CLAIMS - used during first six months of commercialization only}

New
New Bait Station
New Refillable Bait Station

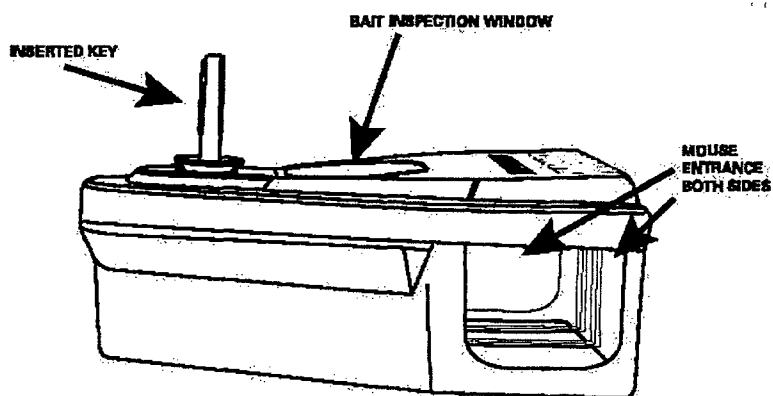
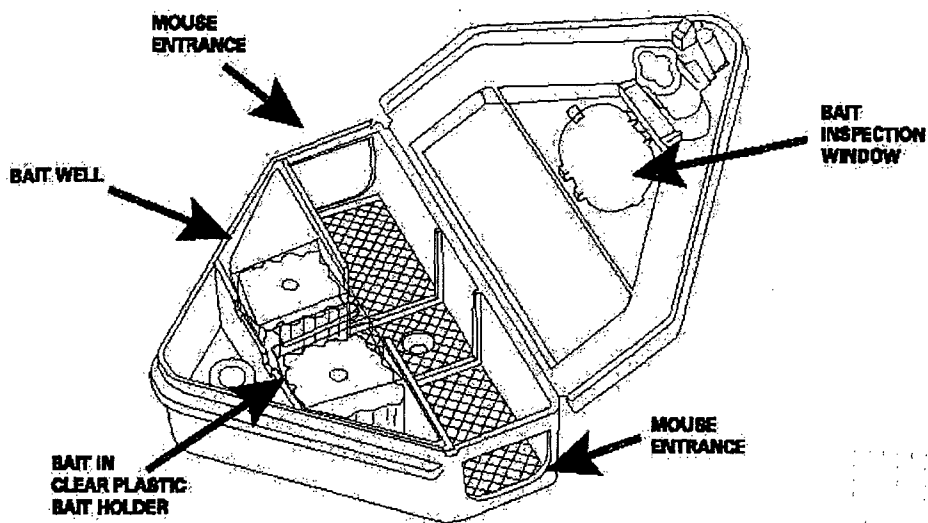
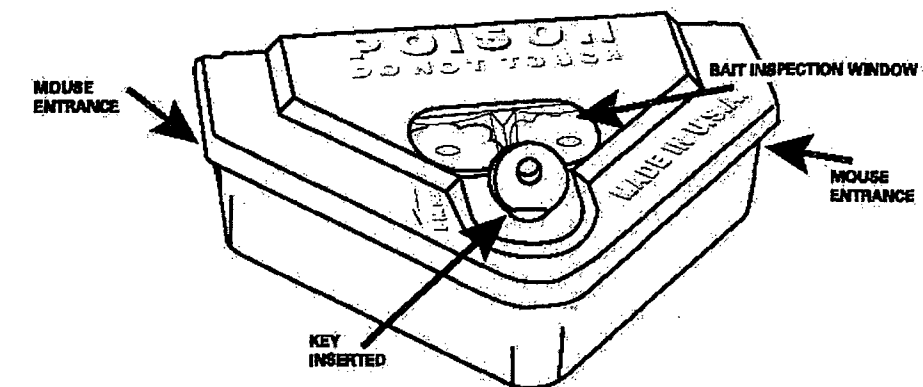
{OPTIONAL MARKETING CLAIMS for Front, Back, Side Panel or Label Sticker}

Can kill in one feeding
Kills in one feeding
Fast and effective house mice control
Provides fast (quick) control
More mice controlled with less bait
Reduce(s) house mice problems
Eliminate(s) house mice
Contains bait blocks
Special nibble ridges mice love to chew
Nibble ridges increase mice (bait) acceptance
Refillable bait station
Easy to use refillable bait station
Bait station fits in room and cabinet corners and along walls
Small amount of space required for placement
Minimal space required for placement

{OPTIONAL MARKETING CLAIM ONLY FOR BAIT STATION WITH WINDOW - for Front, Back, Side Panel or Label Sticker}

Window to determine when to replace bait

{OPTIONAL DIAGRAMS FOR "ASSAULT® MOUSE BAIT STATION III CU" WITH WINDOW}



{OPTIONAL DIAGRAMS FOR "ASSAULT® MOUSE BAIT STATION III CU" WITH NO-WINDOW OPTION}

