

FRONT PANEL

DUAL GARD INSECTICIDE CATTLE EAR TAGS

For Use on Dairy (lactating and non-lactating) and Beef Cattle and Calves to Control Horn Flies, Face Flies, Gulf Coast Ticks, Spinose Ear Ticks, and as an Aid to Control Stable Flies, Houseflies and Lice.

ACTIVE INGREDIENT:

Permethrin [(3-phenoxyphenyl) methyl (+/-) cis, trans-3-(2,2-dichloroethenyl)-2,2-dimethyl-cyclopropanecarboxylate]*	7.2%
Chlorpyrifos [O,O-diethyl O-(3,5,6-trichloro-2-pyridyl) phosphorothioate]	9.4%
Piperonyl Butoxide Technical**	2.0%

INERT INGREDIENTS:	81.4%
	<u>100.0%</u>

* cis/trans isomer ratio: Max 55% (+/-) cis and min 45% (+/-) trans

** Consists of 1.6% (Butylcarbityl) (6-Propylpiperonyl) Ether and 0.4% of related compounds

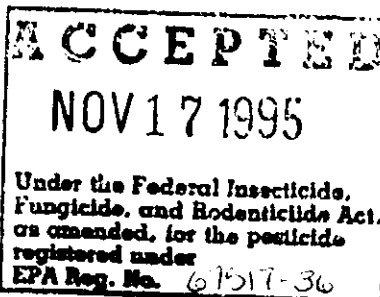
KEEP OUT OF REACH OF CHILDREN

CAUTION

SEE SIDE/BACK PANEL FOR
ADDITIONAL PRECAUTIONARY STATEMENTS

EPA Reg. No.: 67517-36

NET WT. 10 Grams Per Tag
CONTENTS: (50 Tags)



EPA Est. No.: 67517-MO-1

Manufactured By
PM RESOURCES, INC.
13001 St. Charles Rock Road
Bridgeton, MO 63044

230

SIDE/BACK PANEL

PRECAUION

AL USUARIO: Si usted no lee ingles. no use este
producto hasta que la etiqueta le
haya sido explicada ampliamente.

(English Translation)

CAUTION

(TO THE USER: If you cannot read English, do not
use this product until the label
has been fully explained to you.)

**PRECAUTIONARY STATEMENTS
HAZARDS TO HUMANS AND DOMESTIC ANIMALS
CAUTION**

Wash thoroughly with soap and water after handling and before eating or using tobacco. Wear nonpermeable protective gloves when applying or removing tags. Avoid contamination of feed and foodstuffs.

ENVIRONMENTAL HAZARDS

This pesticide is toxic to fish and aquatic organisms. Do not add directly to water. Do not contaminate water by disposal of used tags. Use this product only as specified on the label.

DIRECTIONS FOR USE

It is a violation of Federal law to use this product in a manner inconsistent with its labeling.

Attach one tag to each ear when ectoparasites first appear in the spring. Tags are effective for up to 5 months. Replace as necessary. All animals in a group should be ear tagged. Use of additional insect control measures may be necessary during peak insect infestation periods. For details of tag attachment to animal follow steps below: Use Allflex Tagging System.

1214
SIDE/BACK PANEL

DIRECTIONS FOR USE (Continued)

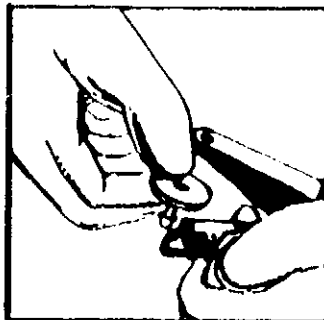


FIGURE 1

Directions For Figure 1: Slide male button on pin until pin projects through tip. Disinfect applicator and button. Button is now ready for application.

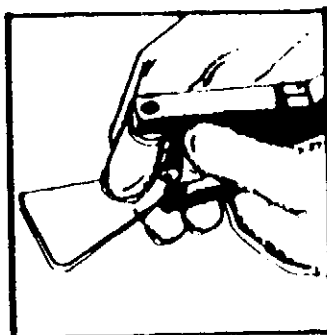


FIGURE 2

Directions For Figure 2: Place female part of tag connector under applicator clip by depressing lever. Tag must be pointing down.




FIGURE 3

Directions For Figure 3: Position tag on flat surface in center of ear between cartilages. Do not allow shaft of the male button to penetrate any cartilage rib. Ear damage may result. Care should be taken to make sure the button and female part of the ear tag connector are properly aligned. If not properly aligned the ear tag may not be securely fastened.

74

SIDE/BACK PANEL

DIRECTIONS FOR USE (Continued)



FIGURE 4

Directions For Figure 4: When properly applied, the ear tag should hang as shown.

STORAGE AND DISPOSAL

Do not contaminate water food or feed by storage.

Pesticide Storage: Store in cool place away from direct sunlight.

Pesticide Disposal: Remove tags before slaughter. Wastes resulting from the use of this product may be disposed of on site or at an approved waste disposal facility.

Container Disposal: Dispose of empty bag in a sanitary landfill or by incineration, or, if allowed by State and local authorities, by burning. If burned, stay out of smoke.

NOTICE OF WARRANTY

PM RESOURCES, INC. MAKES NO WARRANTY OF MERCHANTABILITY, FITNESS FOR ANY PARTICULAR PURPOSE, OR OTHERWISE, EXPRESSED OR IMPLIED CONCERNING THIS PRODUCT OR ITS USES WHICH EXTEND BEYOND THE USE OF THE PRODUCT UNDER NORMAL CONDITIONS IN ACCORD WITH THE STATEMENTS MADE ON THIS LABEL.