



UNITED STATES ENVIRONMENTAL PROTECTION AGENCY  
WASHINGTON, DC 20460

OFFICE OF CHEMICAL SAFETY  
AND POLLUTION PREVENTION

September 7, 2022

Jaqueline Sumski  
Agent for  
Recreational Water Products, Inc.  
Electronic Transmittal: [jsumski@delta-ac.com](mailto:jsumski@delta-ac.com)

Subject: PRIA Label and CSF Amendment – Add Alternate CSFs, Add Alternate Formulation Process, Update Label

Product Name: T-0072  
EPA Registration Number: 67262-46  
Received Date: 05/03/2022  
Action Case Number: 00354118

Dear Jacqueline Sumski:

The amended label and CSF(s) referred to above, submitted in connection with registration under the Federal Insecticide, Fungicide and Rodenticide Act, as amended, are acceptable. This approval does not affect any conditions that were previously imposed on this registration. You continue to be subject to existing conditions on your registration and any deadlines connected with them.

A stamped copy of your labeling is enclosed for your records. This labeling supersedes all previously accepted labeling. Pursuant to 40 CFR 156.10(a)(6), you must submit one copy of the final printed labeling before you release the product for shipment with the new labeling. In accordance with 40 CFR 152.130(c), you may distribute or sell this product under the previously approved labeling for 18 months from the date of this letter. After 18 months, you may only distribute or sell this product if it bears this new revised labeling or subsequently approved labeling. "To distribute or sell" is defined under FIFRA section 2(gg) and its implementing regulation at 40 CFR 152.3.

Please note that the record for this product currently contains the following CSF(s):

- Basic CSF dated 12/14/2018
- Alternate CSF 1 dated 12/14/2018
- Alternate CSF 2 dated 07/21/2022
- Alternate CSF 3 dated 07/21/2022
- Alternate CSF 4 dated 07/21/2022
- Alternate CSF 5 dated 07/21/2022
- Alternate CSF 6 dated 07/21/2022
- Alternate CSF 7 dated 07/21/2022
- Alternate CSF 8 dated 07/21/2022

- Alternate CSF 9 dated -7/21/2022

Should you wish to add/retain a reference to the company's website on your label, then please be aware that the website becomes labeling under FIFRA and is subject to review by the Agency. See FIFRA section 2(p)(2). If the website is false or misleading, the product would be misbranded and unlawful to sell or distribute under FIFRA section 12(a)(1)(E). 40 CFR 156.10(a)(5) lists examples of statements EPA may consider false or misleading. In addition, regardless of whether a website is referenced on your product's label, claims made on the website may not substantially differ from those claims approved through the registration process, FIFRA section 12(a)(1)(B). Therefore, should the Agency find or if it is brought to our attention that a website contains false or misleading statements or claims substantially differing from the EPA approved registration, the website will be referred to the EPA's Office of Enforcement and Assurance.

Your release for shipment of the product constitutes acceptance of these conditions. If these conditions are not complied with, the registration will be subject to cancellation in accordance with FIFRA section 6. If you have any questions, please contact Jack Hall by phone at (202)566-0731, or via email at [hall.john.j@epa.gov](mailto:hall.john.j@epa.gov).

Sincerely,



Demson Fuller, Product Manager 32  
Regulatory Management Branch I  
Antimicrobials Division (7510P)  
Office of Pesticide Programs

Enclosure

*{All text in brackets [xxx] is optional and may or may not be included on a final label.}*

*{All text in braces {xxx} is administrative and will not appear on a final label.}*

**T-0072**

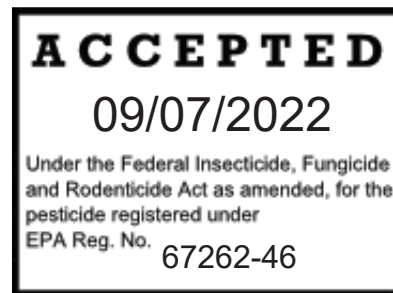
**ACTIVE INGREDIENT:**

Sodium dichloro-s-triazinetriene dihydrate 72%

OTHER INGREDIENTS 28%

TOTAL INGREDIENTS 100%

(Available Chlorine: 40%)



KEEP OUT OF REACH OF CHILDREN

**DANGER**

See [back] [side] panel for additional Precautionary Statements.

*{In accordance with 40 CFR 156.68(d), all first aid statements, as prescribed, will appear on the front panel of the product label.}*

**FIRST AID: IF IN EYES:** Hold eye open and rinse slowly and gently with water for 15-20 minutes. Remove contact lenses, if present, after the first 5 minutes, then continue rinsing eye. Call a poison control center or doctor for treatment advice. **IF INHALED:** Move person to fresh air. If person is not breathing, call 911 or an ambulance, then give artificial respiration, preferably mouth-to-mouth, if possible. Call poison control center or doctor for treatment advice. **IF ON SKIN OR CLOTHING:** Take off contaminated clothing. Rinse skin immediately with plenty of water for 15-20 minutes. Call a poison control center or doctor for treatment advice. **IF SWALLOWED:** Call poison control center or doctor immediately for treatment advice. Have person sip a glass of water if able to swallow. Do not induce vomiting unless told to do so by the poison control center or doctor. Do not give anything by mouth to an unconscious person.

**Have the product container or label with you when calling a poison control center or doctor, or going for treatment. [IN CASE OF MEDICAL EMERGENCY, CALL [1-303-623-5716] [1-877-800-5553] [1-866-366-5048] [telephone number supplied by supplemental registrant].]**

**Note to Physician:** Probable mucosal damage may contraindicate the use of gastric lavage.

**MANUFACTURED FOR:**

RECREATIONAL WATER PRODUCTS

[AQUA CHEM DIVISION]

[PoolTime Division]

P.O. BOX 1449

BUFORD, GEORGIA 30515

NET [CONTENT] [WEIGHT]: *{as indicated on container}*

EPA REG. NO. 67262-46

EPA EST. NO. 5185-GA-1 [(BL)] {or} [(Z)]  
7616-CA-1 [(C)]

*{If multiple EPA Establishment Numbers appear on the label.}*

[Actual establishment shown in code above or below label printed on [bottle] [container]]

[Letter designation in lot code printed above or below on [bottle] [container] identifies actual establishment.]

**{Footnotes}**

*{Reader's Note: The following footnotes and symbols are used throughout the following pages of marketing claims and directions. Other symbols/qualifiers may be used in place of the symbols shown below. The same symbol will not be used for different claims.}*

† Refer to the Re-entry statement on the back panel for further guidance. *{If swim in 15 minutes statements appear on the front panel, this statement will appear on the front panel.}*

**\* TEST CHLORINE LEVEL PRIOR TO RE-ENTRY. RE-ENTRY INTO TREATED SWIMMING POOLS IS PROHIBITED ABOVE LEVELS OF 4 PPM CHLORINE DUE TO RISK OF BODILY INJURY.**

\*\*[such as] [body & suntan oils] [body oils] [&] [suntan oils] [&] [sweat] [perspiration] [&] [lotions] [&] [urine]]

\*\*\*Kills green, mustard and black pool algae

‡ Use a clean, dedicated spoon to dose the appropriate amount of product into the pool. Keep the dosage spoon stored out of reach of children. 3 teaspoons equals 1 tablespoon. 1.75 tablespoons equals 1 ounce.

\*\*\*\*Always apply this product in its dry form using a clean dry plastic cup or scoop. Do not use this cup for any other purpose. *{for use if product is not in premeasured bag}*

# When Used as Directed

*{Reader’s Note: Marketplace labels must clearly show that the product is for pool use. The algae prevention claims below must be preceded by the word “pool” unless wording on the same panel clearly specifies that the product is “For pools,” “For swimming pools” etc.}*

***{Optional marketing statements}***

*{Note: “XtraBlue®” is a registered trademark and ties back to branding/product names, such as Clorox Pool & Spa Shock XtraBlue®}*

[XtraBlue®]

***{Multi-Functional Claims}***

[Multi-purpose [pool shock] [formula] [pool cleaner] [shock] [Oxidizes] [Oxidizer] [[pool] algaecide] [Kills Bacteria] [Kills [Pool] Algae] [Destroys Pool Algae] [Destroys Organic Contaminants\*\*] [Controls Algae] [Kills Bacteria] [organic contaminant remover\*\*] [clarifier] [enhances filtration] [pH Balanced] [improves swimmer comfort]

[All-in-One [pool shock] [formula] [pool cleaner] [shock] [Oxidizes] [Oxidizer] [Kills Bacteria] [algaecide][Kills [Pool] Algae] [Destroys Pool Algae] [Prevents [Pool] Algae] [Controls [Pool] Algae] [Destroys Organic Contaminants\*\*] [organic contaminant remover\*\*] [clarifier][enhances filtration] [pH Balanced] [improves swimmer comfort]

[Multi-functional [pool shock] [formula] [pool cleaner] [shock] [Oxidizes] [Oxidizer] [algaecide] [Kills Bacteria] [Kills [Pool] Algae] [Prevents [Pool] Algae] [Controls [Pool] Algae] [Destroys Pool Algae] [Destroys Organic Contaminants\*\*] [organic contaminant remover\*\*] [clarifier][enhances filtration] [pH Balanced] [Improves Swimmer Comfort]

[2][3][4][5][6][7][8] – in [1][One] [Formula] [pool shock] [pool cleaner] [shock] [Oxidizes] [Oxidizer] [algaecide][Kills [Pool]Algae] [Prevents [Pool] Algae] [Controls [Pool] Algae] [Kills Bacteria] [Destroys Pool Algae] [Destroys Organic Contaminants\*\*] [organic contaminant remover\*\*] [clarifier][enhances filtration] [pH Balanced] [improves swimmer comfort]

[[4][6]-in-1[action]]

[3-in-1]

[[3] [4] [6]-in-1 [Formula] [Shock] [kills bacteria] [destroys organic contaminants\*\*] [destroys swimmer contaminants\*\*] [removes filth] [clears water] [reduces [chlorine odor] [&] [eye irritation]]][won’t impact pH] [improves filter performance] [enhances filtration] [Multi-action [shock] [formula] [treatment]] [Enhanced [shock] [formula] [treatment]]

***{Usage and Treatment Claims}***

[For Pools]

[For Swimming Pool Use]

*{Spanish statement directing Spanish speakers to obtain assistance before using product. Translates in English to: “If you do not understand the (this) label, find someone to explain it to you in detail.”}*

[Si usted no entiende la etiqueta, busque a alguien para que se lo explique a usted en detalle.]

[What?] *{For use on front panel of label as a header above/beside product name.}*

[Why?] *{For use on front panel of label as a header above/beside use claims chosen from accepted label text that relates to the consumer features and benefits of product.}*

[When?] *{For use on front panel of label as a header above/beside text chosen from accepted label text that relates to the consumer anticipated frequency of product use.}*

[1 X a week]

[Do Not Mix With Any Other Product]  
 [Do not mix with other products]  
 [Do Not Mix this Product with Calcium Hypochlorite, or Any Other Product]  
 [TO OPEN CUT ALONG DOTTED LINE WITH SCISSORS] *{Statement to appear in upper corner of child resistant bag, when product sold in bags.}*  
*{Reader Note: Salt pools generate hypochlorous acid using electrolysis from NaCl added to pool water.}*  
 [Can be used in salt pools]  
 [Compatible with salt pools]  
 [Salt pool compatible]  
 [Easy open] {for 1lb bottle application}  
 [Easy pour] {for 1lb bottle application}  
 [Bottle] {for 1lb bottle application}  
 [Easy Open Easy Pour Bottle]  
 [Resealable. Reusable. Recyclable.] {for 1lb bottle application}  
 [No Scissors [Required][Needed]] {for 1lb bottle application}  
 [Dissolves Completely]  
 [Treats 12,000 Gallons] *{Only for use when sold in one pound bags or containers}*  
 [Fast Dissolving Shock Treatment]  
 [Fast Dissolving]  
 [Fast-Dissolving]  
 [Fast dissolving shock treatment]  
 [Fast dissolving]  
 [Dissolves fast]  
 [Dissolves in seconds]  
 [No Need to Pre-Dissolve]  
 [Dissolves quickly]  
 [Quick dissolving]  
 [Quick-dissolving]  
 [Quickly dissolves]  
 [Works quickly]  
 [Quick-swim]  
 [Rapidly dissolves]  
 [Dissolves rapidly]  
 [Rapid-dissolve]  
 [Fast acting]  
 [Dissolves fast in pool water]  
 [Fast-dissolving pool shock]  
 [Fast dissolving pool shock]  
 [Fast acting pool shock]  
 [Quick-dissolving pool shock]  
 [Quick dissolving pool shock]  
 [Add Directly To Pool]  
 [[One] [1] lb treats 12,000 Gallons]  
 [One Bag Treats 12,000 Gallons] *{Only for use when sold in one pound bags}*  
 [One Bottle Treats 12,000 Gallons] *{Only for use when sold in one pound bottles}*  
 [Treats 12,000 gallons] *{Only to be used when sold in one pound units.}*  
 [Treats 10,000 gallons] *{Only to be used when sold in 13.4 ounce units.}*  
 [One pound treats 12,000 gallons] *{Only to be used when sold in one pound units.}*  
 [[One] [1] bag treats 10,000 gallons] *{Only to be used when sold in 13.4 ounce units.}*  
 [Suitable for opening pools]  
 [Suitable for pool opening and winterization]  
 [Suitable for pool opening and closing]  
 [4-IN-1 POOL SHOCK]  
 [Reduces the need for other maintenance products]

[Oxidizer, Buffer, Clarifier and Flocculant]  
 [No pre-dissolving]  
 [Treat and Swim In As Soon As 15 Minutes†]  
 [Treat and Swim in 15 [min†] [minutes†]]  
 [Swim in 15 [min†] [minutes†]]  
 [Swim-Ready in 15 minutes†]  
 [Works Quickly to Allow Swimming in as Soon as 15 Minutes†]  
 [Dissolves fast to swim in 15 [min] [minutes†]  
 [Swim in 15 [minutes] [min][ †] with [rapid-dissolve][fast dissolve][technology][formula]]  
 [Treat-to-swim in 15 [minutes] [min][ †]]  
 [Safe to Swim in 15 [minutes] [min]]  
 [† Refer to the Re-entry statement on the back panel for further guidance.]

***{Kills Algae and Bacteria Claims}***

[Kills Bacteria]  
 [Protects Against Bacteria]  
 [Kills Bacteria and Algae]  
 [Kills algae]  
 [Protects Against Algae]  
 [Guards Against Algae]  
 [Controls Algae]  
 [Kills all types of [pool] algae]  
 [Fights green, mustard and black [pool] algae]  
 [Treats visible [pool] algae]  
 [Kills [and] [prevents] [and] [controls] [green], [black], [and] [mustard] [pool] algae]  
 [Kills and controls all pool algae types]  
 [[Prevents] [Controls] all types of [pool] algae]  
 [Effective [kill] [and] [prevent] [controls] [pool] algae treatment]  
 [Controls [green] [mustard] [black] [pool] algae]  
 [Controls Growth of Algae in Swimming Pools]  
 [Kills and Prevents [Pool] Algae]  
 [Prevents [pool] algae]  
 [[Pool] Algae Protection]  
 [Keeps [pool] water clear and free of visible [green] [mustard] [black] algae]  
 [Fast [green] [mustard] [and] [black] [pool] algae control]  
 [[Prevents] [Controls] [Pool] Algae]  
 [[Prevents] [Controls] [Future] [Pool] Algae [Growth]]  
 Kills [Pool] Algae  
 Kills Bacteria and [Pool] Algae  
 [Fast dissolving], [multi-functional] shock with [XtraBlue®] [added] algae-killing [strength]  
 [ability] for clear pool water [that is free of visible [pool] algae]]  
 [Effective in controlling the growth of Green Algae [and] [Blue-Green] [Black] [Pool] Algae]]  
 [Keeps water clear and free of visible [green] [mustard] [and] [black] [pool] algae]  
 [For [fast] [green][mustard][and][black] [pool] algae control]  
 [For control of [pool] algae growth]  
 [Kills and Prevents [Green][Yellow] [and] [Black] [Pool] Algae]  
 [[Kills] [Prevents] [Green] [Yellow] [and] [Black] [Pool] Algae]  
 [Fast dissolving], [multi-functional] shock with algae-killing [strength]  
 [ability] for clear pool water [that is free of visible algae]]  
 [Effective [kill] [and] [controls] [pool] algae treatment]  
 [Kills all types of [pool] algae\*\*\*]  
 [Fights green, mustard and black [pool] algae]  
 [Treats visible [pool] algae]



[Kills [and] [and] [controls] [green], [black], [and] [mustard] [pool] algae]

[Kills and controls all pool algae types\*\*\*]

[Controls all types of algae\*\*\*]

[Kills all types of pool algae]

[Kills green, mustard and black algae]

[Kills and Prevents Algae][with Algae-Fighting Formula]

[Kills and Prevents Algae][with Blue Algae-Fighting Formula]

[Kills and Prevents Algae][with Algae-Fighting Blue Formula]

[[Blue][Algae-Fighting Formula Kills and Prevents Algae]]

[[Algae-Fighting [Blue] Formula Kills and Prevents Algae]]

[[Blue] Algae-Fighting Formula]

[Algae-Fighting [Blue] Formula]

[Kills [and prevents] bacteria [and algae]]

[Kills [bacteria] and clears algae]

[Turns pools from green to [blue] [clear]]

[With [algae-fighting] [algae-destroying] [algae-eliminating] [blue] [clarifying] [formula] [crystal[s] [technology]]]

### ***{Pool Surface Claims}***

[For use with all pool surfaces]

[For all pool surfaces including vinyl, plaster and fiberglass]

[For all pools, including vinyl, plaster and fiberglass]

[For all pool surfaces]

[For use with all filter & [pool] surface types]

[Won't Discolor Pool Surfaces#]

[Won't bleach vinyl#]

[Won't bleach liner#]

[[Will not][Does not] bleach [vinyl] [pool] liners#]

[[Will not][Does not] bleach [vinyl] [pool] surfaces#]

[[Will not][Does not] bleach vinyl liner pools#]

[For use in vinyl, painted, fiberglass, or color plaster surface pools]

[Suitable for All Pool Types] *{This statement alerts consumer to the fact they may use this product in above ground, in ground, indoor, outdoor, plaster, vinyl, fiberglass pools}*

[For Use In All Pool Types] *{This statement alerts consumer to the fact they may use this product in above ground, in ground, indoor, outdoor, plaster, vinyl, fiberglass pools}*

[Formulated for vinyl [liner] pools]

[For vinyl [liner] pools]

[For all pool surfaces [including vinyl]]

[Ideal for vinyl [liner] pools]

[Ideal for vinyl pool surfaces]

[Fast Dissolving Shock]

[Fast-dissolving shock]

[Suitable for vinyl [liner] pools]

[Our fastest-dissolving shock]

[[Rapid-dissolving] [Rapid-Dissolve][shock] [formula] [technology] [developed to protect] [protects] [won't bleach] [won't damage] [pool surfaces] [&] [vinyl liners] [vinyl pools]]

[[Fast-dissolving] [shock] [formula] [technology] [developed to protect] [protects] [won't bleach] [won't damage] [pool surfaces] [&] [vinyl liners] [vinyl pools]]

[[Suitable] [Ideal] [Perfect] for vinyl [pools] [liner[s]] [liner pools] [and above ground pools]]

[Protects vinyl [surfaces] [pools] from bleaching]]

[[Doesn't] [Won't] bleach vinyl [liner[s]] [pools] [pool surfaces]]

[Dissolves in Seconds]



### ***{Organic Contaminant Claims}***

[[Removes] [Eliminates] [Destroys] [Breaks down] organic contaminants\*\* [for sparkling clear water]]  
[[Removes] [Eliminates] [Destroys] [Breaks down] [organic contaminants such as] [sunscreen] [pet dander] [fertilizer] [pollen] [skin oils] [lotions] [sweat] [urine] [pee]]  
[[Controls] [Eliminates] [Destroys] [Breaks down] swimmer contaminants such as [oils] [sweat] [lotion] [urine] [pee]]  
[[Controls] [Eliminates] [Destroys] [Breaks down] swimmer contaminants including [oils] [sweat] [lotion] [urine] [pee]]  
[[Removes] [Eliminates] [Destroys] [Breaks down] organic contaminants\*\*]  
[Protects against [bacteria] [and] [organic contaminants\*\*] [for] [clean] [and] [clear] [water]]  
[[Clears [cloudy] water] [&] [removes swimmer contaminants\*\*]]  
[Destroys swimmer contaminants\*\*]  
[Removes swimmer contaminants\*\*]  
[Destroys Organic Contaminants\*\*]  
[Reduces organic contaminants\*\*]  
[For Heavy Bather Loads]  
[For Use After Heavy Rains]  
[For Heavy Bather Loads or After Heavy Rains]

### ***{Swimmer Comfort Claims}***

[[Removes] [Eliminates] [Reduces] chlorine odor]  
[[Removes] [Eliminates] [Reduces] pool odor]  
[Effective against [chlorine] odor]  
[Deodorizes your pool]  
[Use to clean and deodorize]  
[Creates [comfortable] [swim-ready] water]  
[For a comfortable pool experience]  
[Reduces chlorine odor]  
[[Destroys] [Eliminates] [Removes] [Breaks down] eye irritating compounds in swimming pool water]  
[[Destroys] [Eliminates] [Removes] [Breaks down] contaminants that [contribute to] [lead to] [cause] eye irritation]  
[Reduces chlorine odor and eye irritation]  
[Reduces eye irritation]  
[Helps reduce eye irritation]  
[Destroys eye irritating compounds in swimming pool water]  
[Helps make swimming pool water less irritating to eyes]  
[[Destroys] [Eliminates] [Removes] [Breaks down] eye irritating compounds in swimming pool water]  
[[Destroys] [Eliminates] [Removes] [Breaks down] contaminants that [contribute to] [lead to] [cause] eye irritation]  
[Reduces eye irritation and chlorine odor]  
[Reduces [chlorine odor] [&] [eye irritation]]  
[Creates [comfortable] [swim-ready] water]  
[For a [more] comfortable pool experience]

### ***{Water Clarity Claims}***

[Shocks water clear]  
[[Prevents] [Eliminates] [Quickly] [Clears] [cloudy] [murky] water]  
[[Improves] [Enhances] filtration]  
[Clarifier enhances filtration]  
[Improves filter performance]

[Clears Cloudy Water]  
[Quickly Clears Cloudy Water]  
[Creates Sparkling Water]  
[Provides Crystal Clear Water]  
[Use Regularly for Sparkling Water]  
[Restores Water Clarity]  
[Clarifies water]  
[Gathers debris for easy removal]  
[Gathers debris for easy filtration]  
[Plus] [Improves filter performance]  
[Plus] [[Improves] [Enhances] filtration]  
[Contains a Filter Enhancer]  
[Produces Sparkling Clean Swimming Pool Water]  
[Maintains crystal clear water]  
[For crystal clear water]  
[Produces super clear water]  
[Enhances filtration]  
[Crystal Clear Water]  
[Improves filtration]  
[[Clears] [Clarifies] cloudy [pool] water [up to] [2X] [3X] [4X] [5X] faster [\*]]  
[[Up to] [2X] [3X] [4X] [5X] faster [water] [clarity] [clarification][\*]]  
[Cloudy to clear water [up to] [2X] [3X] [4X] [5X] faster [\*]]  
[Enhanced formula [clarifies] [clears water] [up to] [2X] [3X] [4X] [5X] faster[\*]]  
[Clears pools [up to] [2X] [3X] [4X] [5X] faster with built-in clarifier[\*]]  
[\*When compared to shock products that only contain sodium dichloro-s-triazinetriene dihydrate]

[[Clears] [Clarifies] cloudy [pool] water [up to] [2X] [3X] [4X] [5X] faster [\*]]  
[[Up to] [2X] [3X] [4X] [5X] faster [water] [clarity] [clarification][\*]]  
[Cloudy to clear water [up to] [2X] [3X] [4X] [5X] faster [\*]]  
[Enhanced formula [clarifies] [clears water] [up to] [2X] [3X] [4X] [5X] faster[\*]]  
[Clears pools [up to] [2X] [3X] [4X] [5X] faster with built-in clarifier[\*]]  
[\*When compared to shock products that only contain calcium hypochlorite]

[[Clears] [Clarifies] cloudy [pool] water [up to] [2X] [3X] faster [\*]]  
[[Up to] [2X] [3X] faster [water] [clarity] [clarification][\*]]  
[Cloudy to clear water [up to] [2X] [3X] faster [\*]]  
[Enhanced formula [clarifies] [clears water] [up to] [2X] [3X] faster[\*]]  
[Clears pools [up to] [2X] [3X] faster with built-in clarifier[\*]]  
[\*When compared to sand filtration alone]  
[For [2X] [3X] [4X] [5X] faster [clear][crystal-clear][pool] water]

[With built-in clarifier]

[[Contains] [Includes] [Enhanced with] [2X] [50%][more] [built-in] [clarifier] [clarifying power][\*]]  
[[Contains] [Includes] [Enhanced with] [2X][50%] [more] [clarifier] [clarifying power][\*]]  
[Maintain a clear pool with 2X more [clarifier] [clarifying power][\*]]  
[\*Based upon improved clarifying formula]

[[Formulated]With Blue Clarifying [crystals][formula][crystal technology]]

***{Clean Water Claims}***

[Use for a shockingly [clean] [and] [clear] pool]  
[Great for an extra touch of clean]  
[An added touch of clean]

[Keeps water [clean] [and] [clear] during severe heat or rain]  
[Cleans pool water after heavy use]  
[Freshens pool water after heavy use]  
[For extra clean water]  
[For fresh, clear water]  
[Works quickly to restore pool water freshness & clarity]  
[[Clears [cloudy] water] [&] [removes filth]]  
[Clears water & destroys filth]  
[Freshens water]  
[For fresh, clean water]  
[For fresh, sparkling water]  
[[Clears [cloudy] water] [&] [removes organic contaminants\*\*]]

***{pH Balance Claims}***

[pH balanced to protect [pool] equipment and surfaces]  
[pH balanced to prevent corrosion and scale]  
[pH balanced]  
[pH Buffer]  
[Does not increase pH]  
[Will not increase pH]  
[pH balanced]  
[Prevents pH bounce]  
[pH stable to protect [pool] equipment and surfaces]  
[pH stable to prevent corrosion and scales]  
[pH neutral]  
[Won't impact pH]

***{Scale/Corrosion Control Claims. Only for use with alternate formula containing corrosion / scale inhibitor.}***

[With built in scale preventative and sunlight protector]  
[With built in corrosion preventative and sunlight protector]  
[With built-in scale preventative, water softener and sunlight protector]  
[With built-in scale preventative, water softener]  
Protects equipment [-][with]built-in [Stain inhibitor][Scale Preventative][corrosion prevention]  
Protects equipment [-] helps prevent [metal][stains][staining][corrosion][scale]  
Protects equipment [-] prevents [metal][stains][staining][corrosion][scale]  
[Helps prevent corrosion & metal staining]  
[Reduces Scale Formation]  
[Protects pool equipment for longer life]  
[Gentle on equipment – prevents corrosion/metal staining]  
[Protects equipment]  
[Corrosion prevention]  
[Helps prevent corrosion]  
[Corrosion inhibitor]  
[Prevents Metal Staining]  
[Protects Equipment]  
[Equipment Protector]  
[Prevents [corrosion] [&] [scale] [&] [metal staining]]  
[Prevents corrosion, scale, and stains]

***{Water Softener Claims}***

[Makes water silky smooth]  
[Makes water soft and smooth]  
[Softens Water]  
[Water softening]

***{Step Systems Claims}***

[Easy 1 2 3 Pool Care Brand System]

[Step 3] *{Shocks are marketed as step three of a three step program to treat swimming pool water for Clorox brand.}*

[Shock]

[For Pools]

[For Swimming Pool Use]

[Salt pool compatible]

[Step 4] *{Shocks are marketed as step four of a five step program to treat swimming pool water for Pool Time brand.}*

[Step 4- Shock] *{Shocks are marketed as step four of a five step program to treat swimming pool water for Pool Time brand.}*

***{Small Pool Claims}***

[For use with small pools]

[For small pools]

[For small vinyl pools]

[Treats pools up to 10,000 gallons] *{optional based on target market of pool size}*

[For pools up to 5,000 gallons] *{optional based on target market of pool size}*

***{“Plus” Claims}***

*{Optional Claims to be used with Aqua Chem, Pool Time and Clorox brands using alternative brand names that contain the word “Plus” in the product name}*

[Plus] pH Neutral

[Plus] Does not increase pH

[Plus] Will not increase pH

[Plus] pH Balanced

[Plus] Clarifier Enhances Filtration

[Plus] Clarifies Water

[Plus] Enhances Filtration

[Plus] Improves Filtration

[Plus] Improves Filter Performance

[Plus] Prevents pH Bounce

[Plus] [Blue] [Advantage]

[Plus] Softens Water

[Plus] Water Softener

[Plus] Makes Water Silky Smooth]

[[Plus] Corrosion Prevention]

[[Plus] Corrosion Inhibitor]

[[Plus] Prevents Metal Staining]

[[Plus] Reduces Scale Formation]

[[Plus] Protects Equipment]

[[Plus] Equipment Protection]

[[Plus] Scale Prevention]

[[Plus] Prevents Corrosion and Scale [Formation]]

***{Winterization Claims}***

*{Optional marketing statements that may be used with swimming pool winterization.}*

[For all pool surfaces] *{This statement alerts consumer to the fact they may use this product in above ground, in ground, indoor, outdoor, plaster, vinyl, fiberglass pools}*

[Winter oxidizer and clarifier]

[Suitable for above ground pools]

[Effective winter shock]  
[Suitable for vinyl pools]  
[First step in an effective winterization program]  
[For use in vinyl, painted, fiberglass or color plaster surface pools]  
[Restores water clarity]  
[Quick-dissolving winter shock]  
[Oxidizer, Buffer, Clarifier, Flocculant]  
[No pre-dissolving]  
[Suitable for all pool surfaces]  
[Quick-dissolving]  
[Multi-purpose]  
[Dual-action]  
[Regular use will create easier spring start-up]  
[Suitable for closing pools]  
[Suitable for winterizing pools]

***{Spa Claims}***

*{Optional marketing statements that may be used with spa & hot tub oxidizing.}*

[For Spas & Hot Tubs]  
[Oxidizes and clarifies for beautiful water]  
[Removes unpleasant odors]  
[Restores water sparkle]  
[Produces clear, sparkling spa water]  
[Easy to use]  
[Multi-purpose shock]  
[Oxidizer, water clarifier, flocculant, buffer]  
[Treats 500 gallons] *{Only to be used when sold in 1.5 ounce bags}*  
[No pre-mixing]  
[Reduces odors]  
[Rapidly dissolving]  
*{Reader's Note: The purpose of the ionizer and ozone claims are to let the consumer know that T-0072 is compatible with swimming pools and spas that utilize Ionizer and Ozonator systems}*  
[Suitable for use with ozone]  
[Compatible with ozone and ionizers]  
[Compatible with ionizers]

*{Optional marketing statements that may be used with spa and hot tub sanitization.}*

[Granular Stabilized Chlorinator]  
[For spas and hot tubs]  
[Quick-dissolving]  
[Fast-acting]  
[Concentrated formula]  
[Restores water clarity]  
[One-step sanitizer and oxidizer]  
[Quick-dissolving sanitizer and oxidizer]

*{Optional marketing statements that may be used with pod or tab sanitization for spas and hot tubs.}*

[For spas and hot tubs]  
[Quick-dissolving [tabs][pods]]  
[Fast-acting [tabs][pods]]  
[Restores [spa] [water] clarity]  
[One-step sanitizer and oxidizer]  
[Quick-dissolving sanitizer and oxidizer]  
[Premeasured [dissolvable] [tabs] [pods] [for easy dosing]]

[Easy to use, premeasured [tabs][pods]]  
[Convenient [tabs] [pods] take the guesswork out of application]  
[Each [tab] [pod] treats up to 600 gallons]  
[[Easy to use] [Convenient] application]  
[Easy to use] [Simple] [Easy] [Convenient] to [measure] [and] [add] [apply]  
[Handle with dry hands]  
[No mess]  
[[No measuring] [No pouring]]  
[Unique application]  
[Keep away from [children] [and] [pets]]  
[Dissolves in water [in less than 10 minutes]]

***{Customer Service Claims}***

[NOTE: Any questions or comments about Aqua Chem Products?]  
[In the continental U.S. call 1-800-252-POOL (7665). Ask for your free pool care booklet.]  
[Questions or comments call 1-800-252-POOL (7665).]  
[[Questions?] [Pool Care Tips?] [1-800-SOS-POOL]]

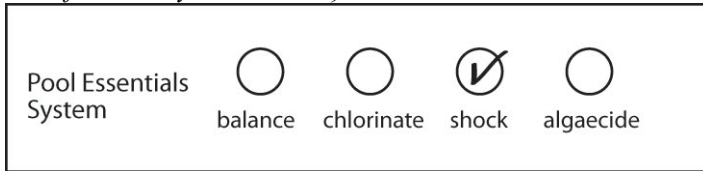
[Visit Aqua Chem's Internet Web Site at <http://www.aquachem.com>]  
[Visit PoolTime's Internet Web Site at <http://www.pooltime.com>]  
[Visit Brand Name's Internet Web Site at <http://www.brandname.com>]  
[Visit Clorox Pool&Spa's Internet Web Site at [www.CloroxPool.com](http://www.CloroxPool.com)]  
[PoolTime.com]  
[AquaChem.com]  
[CloroxPool.com]  
[Brandname.com]

[Made in USA]  
[Contents Product of China]  
[Contents Product of Japan]

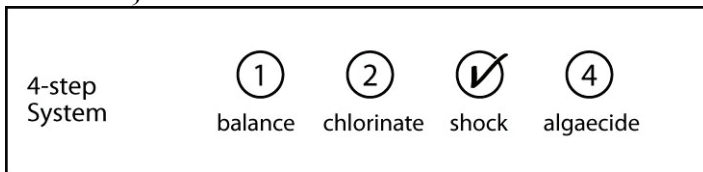
*{Reader's Note: The Clorox Pool App and Pool Time brand App are convenience tools for users that track pool history, show pool information (i.e., analysis from test strips) and recommend products to use and where to buy them.}*

[Free [App] Water Testing & Solutions Center]  
[Free Water Testing & Solutions Center]  
[FREE [Water] Test Strips]  
[Test Your Pool with the Clorox® Pool App]  
[Download the FREE Clorox® Pool App]  
[Water Testing & Solution Center]  
[Test Any Strip with the Clorox® Pool App]  
[Use the Clorox® Pool App to Order Products Direct from Walmart.com]  
[Test Smarter]  
[Test [Weekly][Once a Week] [With the Clorox® Pool App]]  
[Shock [Your Pool] [and Test] Weekly]  
[Test and Shock Weekly]  
[Use the Clorox® Pool App to Order Products Direct from Walmart.com]  
[Anytime. Anywhere. Pool Water Analysis and Solutions.]  
[Download the Free ClearPool Expert™ App]  
[Expert results begin with water testing.]  
[Test like an expert [with the ClearPool Expert™ App]]

{The “Pool Essentials System” box below may be placed on the label to allow easy product category identification by consumers.}



{The “4-step System” box below may be placed on the label to allow easy product category identification by consumers.}



{Following Chart is Optional}

<b>[Sanitizer</b>	Chlorine	Salt	Bromine]
<b>[Pool Type</b>	In ground	Above ground	Pop-Up]
<b>[Surface Type</b>	[Aggregate]	[Sealed Concrete]	[Fiberglass]
	[Gunitite]	[Plaster]	[Vinyl]]
<b>[Filter Type</b>	D.E., Sand, Cartridge, Zeolite]		

{For use on box of multipack boxes}

[X Bags]

[X Shock Bags]

{where “X” equals the number of bags in multipack box.}

[THIS END UP]

[STORE IN A COOL, DRY PLACE]

[If you’re buying one of these {photo of 40 lb pail of 3 inch chlorinating tablets} ]

[You’ll need two of these {photo of 2 multipack boxes of T-0072 with 24 one pound bags in each box}]

{This to let consumer know that the amount of water treated over time with 40 lb pail of 3 inch chlorinating tablets would also use approximately 48 one pound bags of T-0072.}

[DON’T RUN OUT OF SHOCK – STOCK UP NOW!]



***{Directions to be used for shock and algae kill application, Option A}***

**[WHY TO USE THIS PRODUCT:** This premium shock product is easy to use and performs multiple, important maintenance functions. T-0072 effectively oxidizes during shock treatment organic contaminants [(such as) [body & suntan oils] [body oils] [suntan oils], [sweat] [perspiration], lotions and urine)] that cause cloudy water and musty odors by utilizing advanced proprietary technology. This technology combines oxidizers, water clarifiers, flocculants and buffers to provide crystal clear water with no cloudy residue and without increasing pH like ordinary shock products.

T-0072 is designed for use in all pool types by adding the product directly to the pool without pre-dissolving. Because it dissolves rapidly and performs multiple maintenance functions, this product works fast and effectively, allowing swimming to resume in as little as 15 minutes.\* T-0072 is ideal for both last minute and routine maintenance applications.]

*{or}*

**[WHY TO USE THIS PRODUCT:** Swimming pool shock treatment.]

DO NOT mix T-0072 directly with any other shock products or pool chemicals, as violent reactions could occur. T-0072 must be applied directly into the pool water. DO NOT pre-dissolve T-0072.

**IMPORTANT NOTES:**

1. When using other products, always follow label directions for those products.
2. As with other products, this product may promote metal stains on pool surfaces. Always check water for metal content and if present, remove metals with a stain and scale inhibitor prior to the addition of this product.

**DIRECTIONS FOR USE:**

It is a violation of Federal Law to use this product in any manner inconsistent with its labeling. Read entire label and use strictly in accordance with precautionary statements and directions.

**BEFORE YOU BEGIN:**

1. Make sure all pool equipment is working properly.
2. Backwash filter following manufacturer's directions.
3. Check alkalinity, pH and calcium hardness with a test kit. Adjust alkalinity to 80 - 125 for plaster pools and 125 - 150 for vinyl and fiberglass pools. Adjust pH to 7.2 - 7.6. Adjust calcium hardness to 200 - 275 for plaster pools and 175 - 225 for vinyl and fiberglass pools.

**[To Shock Water [Clear]:]**

**[NOW USE THIS PRODUCT:]**

**Routine Maintenance**

1. [With pump operating, apply 1 lb. [(2, 8oz cups)] *{for use if product is not in premeasured bag}* of T-0072 per 12,000 gallons directly into pool. [\*\*\*\*] *{or}* [*{for use if product is in 13.4 ounce premeasured bag}*] With pump operating, apply 1 bag of T-0072 per 10,000 gallons directly into pool.] *{and/or}* [For small vinyl pools, with pump operating, apply 3.5 teaspoons of T-0072 per 500 gallons or 1.3 ounces per 1,000 gallons directly into pool.‡] DO NOT pre-dissolve T-0072. DO NOT apply T-0072 through skimmer or chemical feeding device as other chemicals may be present which could result in a violent reaction.
2. Wait at least 15 minutes after product application before entering pool.\*
3. Operate pump and filter continuously for 4 to 8 hours after product addition.
4. For best results, apply T-0072 weekly as part of your maintenance routine.

**Additional Applications:**

Wind, rain, increased water temperature and the number and frequency of bathers can cause cloudy water and unpleasant odors which may require additional application(s) of this product. Follow routine maintenance instructions.

**[To Kill Algae:**

- Brush pool surfaces while filter and pump are operating.
- [Add 1 lb. per 12,000 gallons directly to the pool water in areas of heaviest algae growth, operate filter and pump for 24 hrs.] *{or}* [*{for use if product is in 13.4 ounce premeasured bag}*] Add 1 bag per 10,000 gallons directly to the pool water in areas of heaviest algae growth, operate filter and pump for 24 hrs.] [Hold bag no more than 3 feet over pool surface.]
- Repeat brushing.
- Do not enter the pool until the free available chlorine residual is 1-4 ppm.
- Product can be re-applied after 72 hours if necessary.]

**[FOR POOL CLOSURE:**

Apply T-0072 at a rate of [1 lb. per 6,000 gallons] *{or}* [*{for use if product is in 13.4 ounce premeasured bag}*] 1 bag per 5,000 gallons] before closing pool for the winter. Apply an appropriate winter algaecide after addition of this product.]

***{Directions to be used for shock and algae kill application, Option B}***

[How?]

**DIRECTIONS FOR USE:**

It is a violation of Federal Law to use this product in any manner inconsistent with its labeling. Read entire label and use strictly in accordance with precautionary statements and directions.

**To Shock Water Clear:**

- [Add 1 lb. [(2, 8oz cups)] *{for use if product is not in premeasured bag}* per 12,000 gallons into the deepest pool area [\*\*\*\*] *{or}* [*for use if product is in 13.4 ounce premeasured bag*] Add 1 bag per 10,000 gallons into the deepest pool area *{or}* [Add 3.5 teaspoons per 500 gallons or 1.3 ounces per 1,000 gallons directly into pool<sup>‡</sup>] while filter and pump are operating.
- DO NOT pre-dissolve, DO NOT apply through skimmer or chemical feeder, DO NOT mix with other chemicals; a violent reaction may result.
- Wait at least 15 minutes after product application before entering pool.\*
- Operate pump and filter continuously for 4 to 8 hours after product addition.
- Apply more product after heavy use, high temperatures, or rain. For best results, shock pool weekly.

**[To Kill Algae:**

- Brush pool surfaces while filter and pump are operating.
- [Add 1 lb. per 12,000 gallons directly to the pool water in areas of heaviest algae growth, operate filter and pump for 24 hrs.] *{or}* [*for use if product is in 13.4 ounce premeasured bag*] Add 1 bag per 10,000 gallons directly to the pool water in areas of heaviest algae growth, operate filter and pump for 24 hrs.] [Hold bag no more than 3 feet over pool surface.]
- Repeat brushing.
- Do not enter the pool until the free available chlorine residual is 1-4 ppm.
- Product can be re-applied after 72 hours if necessary.]

**[To Close Pool:**


- Apply this product at a rate of [1 lb. per 6,000 gallons] *{or}* [*for use if product is in 13.4 ounce premeasured bag*] 1 bag per 5,000 gallons] into the deepest pool area while filter and pump are operating.
  - Apply an appropriate winter algaecide after addition of this product.]
- [Visit [the Aqua Chem Web Site] *{or}* [www.aquachem.com] *{or}* [the Pool Time website] *{or}* [www.pooltime.com] [CloroxPool.com] [Brandname.com] [website] for complete pool closing instructions.]]

*{Directions to be used for shock application, Option C, Product sold in 1 pound or larger bag/container}*

**DIRECTIONS FOR USE:**

It is a violation of Federal Law to use this product in a manner inconsistent with its labeling. Read entire label and use strictly in accordance with precautionary statements and directions.

Test and balance water prior to use. Adjust pH to 7.2 – 7.6 [and free chlorine to 1-4 ppm]. [Visit [website] for [free water analysis] [and] [personalized product and dosage recommendations].]

DOSAGE:	WHEN / HOW TO USE:	
1 LB per 12,000 GAL		<p>TO SHOCK WATER CLEAR AND DESTROY ORGANIC CONTAMINANTS**:</p> <hr/> <p>Broadcast in pool’s deepest area with filter and pump on. Run filter and pump for 4-8 hrs. <b>DO NOT</b> pre-dissolve, <b>DO NOT</b> add through skimmer or feeder, and <b>DO NOT</b> mix with other chemicals (a violent reaction may result).</p> <p><b>Re-entry:</b> Wait at least 15 minutes after product application before entering pool.* Enter when chlorine level is 1-4 ppm.</p> <p><b>For best results:</b> Shock pool weekly and also after heavy use, high temperatures, or rain. Use at night to prevent sunlight degradation.</p>
1 lb per 6,000 GAL	<p>TO CLOSE POOL:</p> <hr/> <p>Broadcast in pool’s deepest area with filter and pump on. Apply an algaecide per closing directions after this product. Visit <a href="http://cloroxpool.com">cloroxpool.com</a> for complete closing instructions.</p>	

***{Directions to be used for shock application and algae kill, Option D, Product sold in 1 pound or larger bag/container}***

**DIRECTIONS FOR USE:**

It is a violation of Federal Law to use this product in a manner that is inconsistent with its labeling. Read entire label and use strictly in accordance with precautionary statements and directions.

[Backwash filter following manufacturer’s directions [to ensure adequate circulation].] Test and balance water prior to use. Adjust pH to 7.2-7.6. [Visit [*website*] for free water analysis and personalized product and dosage recommendations.]

Dosage	When/How To Use:
1 lb per 12,000 GAL	<p><b>TO SHOCK WATER CLEAR AND DESTROY ORGANIC CONTAMINANTS**:</b></p> <p><i>{Optional: Insert Pictogram A and/or B within this box}</i></p> <p>Broadcast in pool’s deepest area with filter and pump on. Run filter and pump for 4-8 [hrs.] [hours].</p> <p><b>DO NOT</b> pre-dissolve, <b>DO NOT</b> add through skimmer or feeder, <b>DO NOT</b> mix with other chemicals (a violent reaction may result).</p> <p>[[After 15 minutes, to] [To] prevent damage to pool surface, use an appropriate pool brush to disperse any undissolved granules which may have settled to the bottom of the pool.]</p> <p><b>RE-ENTRY:</b> Wait at least 15 minutes after product application before entering pool.* Enter when chlorine level is 1-4 ppm.</p> <p><b>FOR BEST RESULTS:</b> Shock pool weekly and also after heavy use, high temperatures, or rain. Use at night to prevent sunlight degradation.</p>
	<p><b>TO KILL ALGAE:</b></p> <p><i>{Optional: Insert Pictograms B/A/B (brush/add product/repeat brushing) within this box}</i></p> <ol style="list-style-type: none"> <li>1. Brush pool surfaces while filter and pump are operating.</li> <li>2. Add in areas of heaviest algae growth, operate filter and pump for 24 hrs.</li> <li>3. Repeat brushing. Product can be re-applied after 72 hrs. if necessary.</li> <li>4. Enter when chlorine level is 1-4 ppm.*</li> </ol>
	<p><b>TO CLOSE POOL:</b></p> <p>Broadcast in pool’s deepest area with filter and pump on, brushing any undissolved product. Apply an algacide per closing directions after this product. Visit [<i>website</i>] for complete closing instructions.</p>
1 lb per 6,000 GAL	


[Note: To prevent damage to pool surface, use an appropriate pool brush to disperse any undissolved granules which may have settled to the bottom of the pool.]

*{Directions to be used for shock application, Option E, Product sold in 13.4 ounce bag}*

**DIRECTIONS FOR USE:**

It is a violation of Federal Law to use this product in a manner inconsistent with its labeling. Read entire label and use strictly in accordance with precautionary statements and directions.

Test and balance water prior to use. Adjust pH to 7.2 – 7.6 [and free chlorine to 1-4 ppm]. [Visit [website] for [free water analysis] [and] [personalized product and dosage recommendations].]

DOSAGE:	WHEN / HOW TO USE:	
1 bag per 10,000 GAL		<p>TO SHOCK WATER CLEAR AND DESTROY ORGANIC CONTAMINANTS**:</p> <hr/> <p>Broadcast in pool's deepest area with filter and pump on. Run filter and pump for 4-8 hrs. <b>DO NOT</b> pre-dissolve, <b>DO NOT</b> add through skimmer or feeder, and <b>DO NOT</b> mix with other chemicals (a violent reaction may result).</p> <p><b>Re-entry:</b> Wait at least 15 minutes after product application before entering pool.* Enter when chlorine level is 1-4 ppm.</p> <p><b>For best results:</b> Shock pool weekly and also after heavy use, high temperatures, or rain. Use at night to prevent sunlight degradation.</p>
1 bag per 5,000 GAL	<p>TO CLOSE POOL:</p> <hr/> <p>Broadcast in pool's deepest area with filter and pump on. Apply an algaecide per closing directions after this product. Visit <a href="http://cloroxpool.com">cloroxpool.com</a> for complete closing instructions.</p>	

***{Directions to be used for shock and algae kill application, Option F, Product sold in 13.4 ounce bag}***

**DIRECTIONS FOR USE:**

It is a violation of Federal Law to use this product in a manner that is inconsistent with its labeling. Read entire label and use strictly in accordance with precautionary statements and directions.

[Backwash filter following manufacturer’s directions [to ensure adequate circulation].] Test and balance water prior to use. Adjust pH to 7.2-7.6. [Visit [*website*] for free water analysis and personalized product and dosage recommendations.]

Dosage	When/How To Use:
1 bag per 10,000 GAL	TO SHOCK WATER CLEAR AND DESTROY ORGANIC CONTAMINANTS**:
	<p><i>{Optional: Insert Pictogram A and/or B within this box}</i></p> <p>Broadcast in pool’s deepest area with filter and pump on. Run filter and pump for 4-8 [hrs.] [hours].</p> <p><b>DO NOT</b> pre-dissolve, <b>DO NOT</b> add through skimmer or feeder, <b>DO NOT</b> mix with other chemicals (a violent reaction may result).</p> <p>[[After 15 minutes, to] [To] prevent damage to pool surface, use an appropriate pool brush to disperse any undissolved granules which may have settled to the bottom of the pool.]</p> <p><b>RE-ENTRY:</b> Wait at least 15 minutes after product application before entering pool.* Enter when chlorine level is 1-4 ppm.</p> <p><b>FOR BEST RESULTS:</b> Shock pool weekly and also after heavy use, high temperatures, or rain. Use at night to prevent sunlight degradation.</p>
	TO KILL ALGAE:
	<p><i>{Optional: Insert Pictograms B/A/B (brush/add product/repeat brushing) within this box}</i></p> <ol style="list-style-type: none"> <li>1. Brush pool surfaces while filter and pump are operating.</li> <li>2. Add in areas of heaviest algae growth, operate filter and pump for 24 hrs.</li> <li>3. Repeat brushing. Product can be re-applied after 72 hrs. if necessary.</li> <li>4. Enter when chlorine level is 1-4 ppm.*</li> </ol>
1 bag per 5,000 GAL	TO CLOSE POOL:
	Broadcast in pool’s deepest area with filter and pump on, brushing any undissolved product. Apply an algaecide per closing directions after this product. Visit [ <i>website</i> ] for complete closing instructions.

[Note: To prevent damage to pool surface, use an appropriate pool brush to disperse any undissolved granules which may have settled to the bottom of the pool.]



Pictogram A



Pictogram B



*{Directions to be used for shock application, Option G - Small Pool Version}*

**DIRECTIONS FOR USE:**

It is a violation of Federal Law to use this product in any manner inconsistent with its labeling. Read entire label and use strictly in accordance with precautionary statements and directions.

Test & balance water prior to use. Adjust pH to 7.2-7.6 [and free chlorine to 1 – 4 ppm]. [Visit [website] for [free water analysis] [&] [personalized product and dosage recommendations].]

**Use:** Restores water freshness and clarity by oxidizing organic contaminants\*\*.

**Dosage:** 3.5 [tsp][teaspoons] per 500 gallons.

**Directions:** Use a designated, clean, dry spoon that is kept out of reach of children. Add directly to water with filter and pump operating continuously for 4-8 [hrs] [hours] after use.

**Re-Entry:** Wait at least 15 [min] [minutes]. Test chlorine level prior to re-entry. Re-entry into treated swimming pools is prohibited above levels of 4ppm chlorine due to risk of bodily injury.

**For Best Results:** Use weekly and apply more product after heavy use, high temperatures, or rain.

**DO NOT** pre-dissolve, apply through skimmer or feeder, or mix with other chemicals (a violent reaction may occur)

*{Directions to be used for swimming pool winterization.}*

## **SWIMMING POOL WINTERIZATION**

This product is a unique dual action formulation which is the first step in an effective winterization program. This product both oxidizes and clarifies pool water. This quick dissolving product is suitable for use in pools of any surface type.

DO NOT mix this product directly with any other pool chemicals as violent reactions could occur. This product must be applied from the [bag] [bottle] directly into the pool water. DO NOT pre-dissolve this product.

### **DIRECTIONS FOR USE:**

It is a violation of Federal Law to use this product in any manner inconsistent with its labeling. Read entire label and use strictly in accordance with precautionary statements and directions.

Use 1 pound of this product for each 6,000 gallons of pool water. With the circulation system of the pool on, broadcast the entire dosage into the deep end of the pool. Brush any undissolved product off the surface of the pool with a surface compatible brush.

Continue to circulate the pool for **at least** 30 minutes before proceeding to the next step in the winterization process.

It is recommended that as part of the closing procedures, a quality winterizing [algaecide] [algaecide] be applied following the application of this product. After application of the [algaecide] [algaecide], continue with the closing of the pool as directed by pool manufacturer.

For mesh covered or non-covered pools, a mid-winter treatment may be required using an appropriate sanitizer.

*{Directions to be used for spa and hot tub oxidizing.}*

## **SPA AND HOT TUB OXIDIZER**

This product is specially formulated to destroy unpleasant odors and corrects most cloudy conditions to restore spa water sparkle. It combines a blend of water clarifiers and water enhancing buffers. Special ingredients aid the filter in removing small suspended particles to further enhance water clarity. This product provides enhanced water clarity, improved bather comfort, and is convenient to use. It is designed to be used with all types of spa surfaces.

This product is convenient to use and dissolves quickly and completely. There is no pre-mixing required and no undissolved solids remain. (In water temperatures less than 70<sup>0</sup> F, brush after applications to speed dissolving. Do not allow undissolved material to lie in contact with bleachable surfaces.) This product works with all surface types and may be used with chlorinating products, brominating products, ozone, as well as ionizers.

**DO NOT** mix this product directly with any other shock products or spa chemicals, as violent reactions could occur. This product must be applied from the [bag] [bottle] directly into the spa water. **DO NOT** pre-dissolve this product.

### **DIRECTIONS FOR USE:**

It is a violation of Federal Law to use this product in any manner inconsistent with its labeling. Read entire label and use strictly in accordance with precautionary statements and directions.

1. Test and adjust spa water pH to 7.2 – 7.6 prior to application of this product.
2. Apply product when spa is not in use.
3. [Apply product at a rate of 3 tablespoons per 500 gallons.] [Apply entire 1.5 ounce packet per 500 gallons.]
4. With pump in operation, apply the entire treatment dosage at one time. Broadcast across water's surface. [To prevent damage to spa surface, use an appropriate brush to disperse any undissolved granules which may have settled to the bottom of the spa.]
5. Apply directly to spa water only. Do not add through a skimmer or any automatic dispensing device.
6. Add this product at least once a week. Additional applications are recommended after periods of heavy spa usage, significant rainfall or the appearance of cloudy water.

**TEST CHLORINE OR BROMINE LEVEL PRIOR TO RE-ENTRY. DO NOT RE-ENTER SPA UNTIL YOUR TEST KIT READING INDICATES A CHLORINE LEVEL OF 5 PPM OR LESS OR BROMINE LEVEL OF 8 PPM OR LESS.**

*{Directions to be used for spa and hot tub sanitizing.}*

### **Multipurpose Sanitizer & Oxidizer Tablets**

[This product] [T-0072] is specially formulated to kill bacteria and correct cloudy conditions to restore spa water sparkle. It combines a blend of a powerful sanitizer with water clarifiers and water enhancing buffers. Special ingredients aid the filter in removing small suspended particles to further enhance water clarity. This product provides enhanced water clarity, improved bather comfort, and is convenient to use. It is designed to be used with all types of spa surfaces.

[This product is convenient to use and dissolves quickly and completely. There is no pre-mixing required and no undissolved solids remain.] [This product works with all surface types and may be used with chlorinating products, brominating products, ozone, as well as ionizers.]

**DIRECTIONS FOR USE** It is a violation of Federal Law to use this product in a manner inconsistent with its labeling. Read entire label and use strictly in accordance with precautionary statements and directions.

Ensure all spa and hot tub equipment is working properly. Clean or rinse filter following manufacturer's directions. Adjust pH to between 7.2-7.6. When using other products as outlined in the directions for this product, always follow directions on those products.

**Preferred Application:** With circulation pump on [and jets running], apply [1] [one] [T-00072] [tab] [pod] per 300-600 gallons of spa water directly to the spa filter well and allow tablet to fully dissolve. Test water with a test kit or test strips and repeat at 30-minute intervals until a residual of 3-5 ppm of available chlorine is established. Verify tablet is dissolved and free chlorine residual is 3-5 ppm before re-entry. Refer to spa manufacturer directions prior to use.

**Direct to spa:** With circulation pump on [and jets running], apply [1] [one] [T-00072] [tab] [pod] per 300-600 gallons of water directly to the spa and allow tablet to fully dissolve. Test water with a test kit or test strips and repeat at 30-minute intervals until a residual of 3-5 ppm of available chlorine is established. Verify tablet is dissolved and free chlorine residual is 3-5 ppm before re-entry. Refer to spa manufacturer directions prior to use.

**Note:** Brush any undissolved material off surface of spa to avoid surface damage.

Re-entry into treated spas is prohibited above levels of 5 ppm chlorine due to risk of body injury.

*{Storage and Disposal directions when product is sold in bags.}*

**[STORAGE AND DISPOSAL:** Keep this product dry in its original unopened bag until use. For partially used bags, fold over top of bag and secure with adhesive tape. Store unopened and partially used bags in a secure location away from children. Store in a cool, dry, well ventilated area away from heat or open flame. If product becomes damp, discard, following instructions for contamination under Physical or Chemical Hazards. **CONTAINER DISPOSAL:** Non-refillable container. Do not reuse or refill this container. Triple rinse container (or equivalent) promptly after emptying. Offer for recycling, if available or place in trash.]

*{Storage and Disposal directions when product is sold in bottles.}*

**[STORAGE AND DISPOSAL:** Keep this product dry in original tightly closed container when not in use. Store in a cool, dry, well ventilated area away from heat or open flame. If product becomes damp, discard, following instructions for contamination under Physical or Chemical Hazards. **CONTAINER DISPOSAL:** Non-refillable container. Do not reuse or refill this container. Triple rinse container (or equivalent) promptly after emptying. Offer for recycling, if available or place in trash.]

### **PRECAUTIONARY STATEMENTS:**

**HAZARDS TO HUMANS AND DOMESTIC ANIMALS:** DANGER: Corrosive. Causes irreversible eye damage. May be fatal if inhaled. Causes skin irritation. Harmful if swallowed or absorbed through the skin. Do not get in eyes, on skin, or on clothing. Do not breathe dust or vapor. Wear long-sleeved shirt and long pants, safety glasses or goggles and use rubber gloves when handling this product. Wash thoroughly with soap and water after handling and before eating, drinking, chewing gum, using tobacco or using the toilet. Remove and wash contaminated clothing before reuse. Prolonged and frequently repeated skin contact may cause allergic reactions in some individuals.

**PHYSICAL OR CHEMICAL HAZARDS:** CONTAINS OXIDIZING AGENTS. Do not mix with other chemicals or any other substance. DO NOT pre-dissolve or add water to this product. Always apply directly into the pool. Contamination of this product with small amounts of water or other substances may start a chemical reaction and generate heat, hazardous gas, possible fire and explosion. In case of contamination or decomposition, do not reseal [bag] [container]. Isolate [bag] [container] in open air or well-ventilated area. Flood [bag] [container] and area with large volumes of water. In case of spills, scoop up and place product in pool water, then flood spilled area with large volumes of water.

*{Environmental hazards statement for end-use products in containers of less than 5 gallons (liquid) or less than 50 pounds (solid, dry weight).}*

**ENVIRONMENTAL HAZARDS** This pesticide is toxic to fish and aquatic organisms.

**[NOTE:** User assumes all responsibility for use not in accordance with directions.]

{Optional Graphics}

4-Step System ① ② ③ ④


Step ③



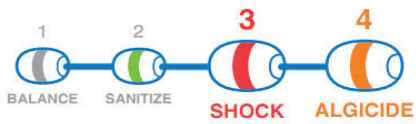
**⚠ WARNING**  
**⚠ AVISO**

Children can fall into bucket and drown.  
Keep children away from bucket with even a small amount of liquid.

Los niños pueden caer dentro de el balde y ahogarse.  
Mantenga a los niños alejados de los baldes aunque solo contengan un poco de liquido.







*{Optional: Text that may be included on Kit Label if this product is sold in a kit with other products.}*

***{For kits that treat pools 5,000 gallons or less.}***

[{Brandname} Small Pool [easy] [care] [start-up] [maintenance] [start-up & maintenance] kit]

[{Brandname} Pop-up Pool [easy] [care] [start-up] [maintenance] [start-up & maintenance] kit]

[{Brandname} Inflatable Pool [easy] [care] [start-up] [maintenance] [start-up & maintenance] kit]

[{Brandname} /Small] [Pop-Up] [Inflatable] [Pool] [water] [easy] [care] [start-up] [maintenance] [start-up & maintenance] kit]

[For small pools]

[Treats up to 5,000 gallons.]

[[Kit] contains:

- [[X] lb of (insert ABN or supplemental for EPA Reg. No. 67262-XX, this shock products name)]
- [[X] lb of (insert ABN or supplemental for EPA Reg. No. 67262-17, 1” tablet product name)]
- [6-way test strips] [Smart Strips] [Multi-use Smart Strips™]
- [[small] [above ground] [pop-up] [inflatable] Pool Care Guide]

[Use only with pools that have a water re-circulating system (pump) & filter.]

***{Front of Pool Care Card}***

[[Small] Pool Care Guide]

[(Kit Product Name)]

[Quick start up tips

1. Start the pool equipment following manufacturer’s directions. Circulate pool water with the pump on for 1-2hours.
2. Test [and] [&] balance water using (test strip product name) provide in kit.
3. Apply 3.5 teaspoons (shock product name) per 500 gallons and circulate for 4-8 hrs.
4. Re-test Free Chlorine level to ensure it is between 1-4 ppm\*.
5. Fill an appropriate floater or feeder with (1” tablet product name) and adjust output to bring chlorine to 1-4 ppm, test and refill as needed to maintain 1-4ppm.

For these products and any other products, please refer to the label directions for more detail on application, storage and handling instructions. Always use a designated, clean [spoon] [scoop] that is kept out of reach of children for each chemical addition.]

***{Back of Pool Care Card}***

[Weekly Pool [maintenance] [Care]

- Test your water twice a week [and] [&] enter results [in our free online water analysis (website)] [online at (website)] [or use the “Clorox Pool” app] for personalized product and dosage recommendations.
- [Maintain a free chlorine residual of 1-4 ppm at all times.] *{or}* [Maintain 1-4 ppm of Free Chlorine at all times]
- Shock weekly [and] [&] apply more product after heavy use, high temperatures or rain.
- Brush & vacuum your pool weekly.]

[Test Pool Water Using Multi-Use Smart Strips™:

Step 1: Register a My Pool Care Assistant™ account at [cloroxpool.com](http://cloroxpool.com) or on the “Clorox Pool” app [and receive \$5 off your next purchase].

Step 2: Dip one Smart Strip™ into pool water at elbow’s depth, remove immediately, then shake once to remove excess water.

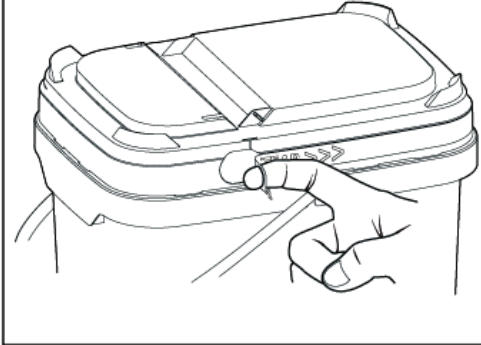
Step 3: Hold the Smart Strip™ level and find test results, either:

- Online at [cloroxpool.com](http://cloroxpool.com)
- Using the “Clorox Pool” app
- Manually using the 6-way test chart]

[Water testing frequency]

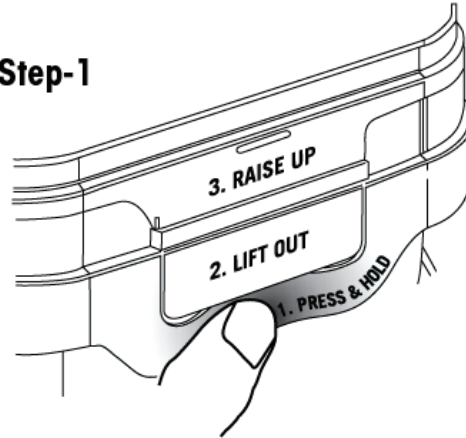
<b>Test</b>	<b>Frequency</b>	<b>Pool Type</b>	<b>Ideal Range</b>
pH	Twice weekly	All	7.2 - 7.6
Free Chlorine	Twice weekly	All	1- 4 ppm
Total Alkalinity	Monthly	Plaster Vinyl	80 -125 ppm 125 -150 ppm
Stabilizer	2-3 times per season	All	Minimum of 30ppm
Calcium Hardness	2-3 times per season	All	175 - 225 ppm

**Tamper Evident Tear Strip**  
Tear away by using "ring pull" on either side of lid

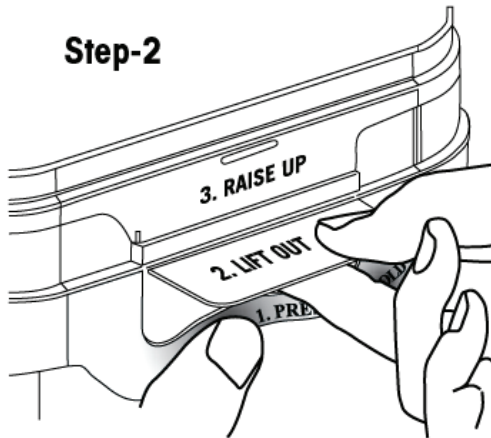


**To open the lid  
(after the tear strip is removed)**

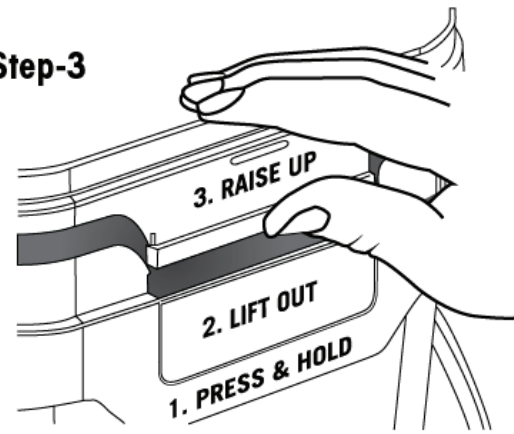
**Step-1**



**Step-2**

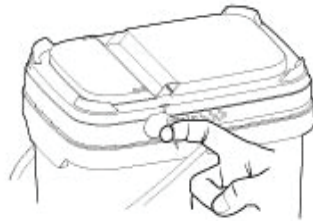


**Step-3**



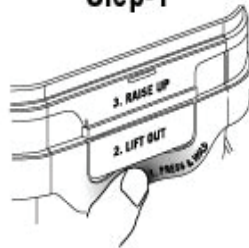
**Do not store in direct sunlight**

**Tamper Evident Tear Strip**  
Tear away by using "ring pull" on  
either side of lid



**To open the lid (after the  
tear strip is removed)**

**Step-1**



**Step-2**



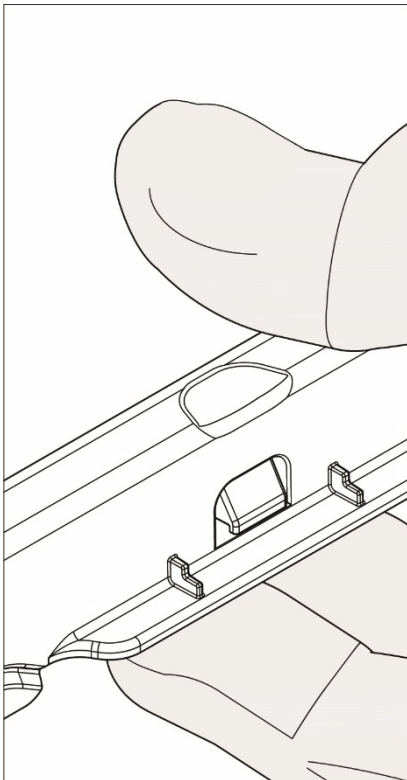
**Step-3**



[OPTIONAL GRAPHICS CONTINUED]

{Note: The appropriate symbol(s) will be included based on packaging}







[OPTIONAL GRAPHICS CONTINUED]

