



OFFICE OF CHEMICAL SAFETY AND POLLUTION PREVENTION

WASHINGTON, D.C. 20460

May 21, 2024

Jaqueline Stewart
Agent
Recreational Water Products
Electronic Transmittal: jstewart@delta-ac.com

Subject: Notification per PRN 98-10 – Adding a qualifier
Product Name:T-0035
EPA Registration Number: 67262-42
Received Date: 4/18/2024
Action Case Number: 00607063

Dear Jaqueline Stewart:

The Agency is in receipt of your Application for Pesticide Notification under Pesticide Registration Notice (PRN) 98-10 for the above referenced product. The Antimicrobials Division (AD) has conducted a review of this request for its applicability under PRN 98-10 and finds that the action requested falls within the scope of PRN 98-10.

The label submitted with the application has been stamped “Notification” and will be placed in our records.

Should you wish to add/retain a reference to the company’s website on your label, then please be aware that the website becomes labeling under the Federal Insecticide Fungicide and Rodenticide Act and is subject to review by the Agency. If the website is false or misleading, the product would be misbranded and unlawful to sell or distribute under FIFRA section 12(a)(1)(E). 40 CFR 156.10(a)(5) lists examples of statements EPA may consider false or misleading. In addition, regardless of whether a website is referenced on your product’s label, claims made on the website may not substantially differ from those claims approved through the registration process. Therefore, should the Agency find or if it is brought to our attention that a website

Page 2 of 2
EPA Reg. No. 67262-42
Action Case No. 00607063

contains false or misleading statements or claims substantially differing from the EPA approved registration, the website will be referred to the EPA's Office of Enforcement and Assurance.

If you have any questions, please contact Aline Heffernan via email at Heffernan.aline@epa.gov.

Sincerely,

A handwritten signature in cursive script, appearing to read 'Aline Heffernan'.

Aline Heffernan
Senior Regulatory Advisor
Immediate Office
Antimicrobials Division
Office of Pesticide Programs

*{All text in brackets [xxx] is optional and may or may not be included on a final label.}
{All text in braces {xxx} is administrative and will not appear on a final label.}*

T-0035

NOTIFICATION

67262-42

The applicant has certified that no changes, other than those reported to the Agency have been made to the labeling. The Agency acknowledges this notification by letter dated:

05/21/2024

ACTIVE INGREDIENT:

Trichloro-s-triazinetriene 94.05%

Copper sulfate pentahydrate* 0.99%

OTHER INGREDIENTS: 4.96%

TOTAL INGREDIENTS: 100.00%

Available Chlorine 86%

*Metallic copper equivalent 0.25%

KEEP OUT OF REACH OF CHILDREN

DANGER

See [back] [side] panel for First Aid and additional Precautionary Statements. *{If First Aid appears on back or side panel}*

See [back] [side] panel for additional Precautionary Statements. *{If First Aid appears on front panel}*

{Note to reviewer: Although this product has a “Danger” signal word, as per the EPA label review manual “The Agency may permit reasonable variations in the placement of the First Aid statement as long as the reference statement, “See First Aid (or Statement of Practical Treatment) on (identify appropriate panel)” appears on the front panel.”}

MANUFACTURED FOR:

RECREATIONAL WATER PRODUCTS

[AQUA CHEM DIVISION]

[PoolTime Division]

PO BOX 1449

BUFORD, GEORGIA 30515

NET [WEIGHT] [CONTENTS]: *{as indicated on container}*

EPA REG. NO. 67262-42

EPA EST. NO. 5185-GA-1 [(BL)] {or} [(Z)]

7616-CA-1 [(C)]

{If multiple EPA Establishment Numbers appear on the label.}

[Actual establishment shown in code above or below label printed on [bottle] [container]]

[Letter designation in lot code printed above or below on [bottle] [container] identifies actual establishment.]

[Made in USA]

[NOTE: Any questions or comments about [brand name] products?] [In the continental U.S. call [phone number]. Ask for your free pool care booklet.] [Questions or comments call [phone number]]

[[Questions?] [Pool Care Tips?] [phone number] [website]]

{For alternate brand name or supplemental distributor products with “+” in the product name, the below claim(s) must be included on the marketplace label in close proximity to the product name:}
[+ [in the product name] means product is enhanced with 50% more built-in clarifier]

Multi-Functional

[Multi-purpose [sanitizer] [chlorine tablet] [chlorinator][chlorine stick] [algaecide][Kills Algae][Prevents Algae][Kills Bacteria][Destroys Organic Waste**][organic contaminant remover**] [clarifier][enhances filtration] [stabilizer][sunlight protection]

[All-in-One [sanitizer] [chlorine tablet] [chlorinator][chlorine stick] [algaecide][Kills Algae][Prevents Algae][Kills Bacteria][Destroys Organic Waste**][organic contaminant remover**] [clarifier][enhances filtration] [stabilizer][sunlight protection]

[Multi-functional [sanitizer] [chlorine tablet] [chlorinator][chlorine stick] [algaecide][Kills Algae][Prevents Algae][Kills Bacteria][Destroys Organic Waste**][organic contaminant remover**] [clarifier][enhances filtration] [stabilizer][sunlight protection]

[2][3][4][5][6] – in [1][One] [Formula][sanitizer] [chlorine tablet] [chlorinator][chlorine stick] [algaecide][Kills Algae][Prevents Algae][Kills Bacteria][Destroys Organic Waste**][organic contaminant remover**] [clarifier][enhances filtration][stabilizer][sunlight protection]

With built in [algaecide] [stabilizer][sunlight protection][clarifier]

**[such as] [body & suntan oils] [body oils] [&] [suntan oils] [suntan lotions] [&] [sweat] [perspiration] [&] [lotions] [&] [urine] [&] [hairsprays] [&] [cosmetics] [&] [pet dander]

{General Statements}

[Fights [algae] [all types of algae] [caused by] [[associated] [connected] with] [High Heat] [Warm Weather] [and] [or] [Heavy Rain] [Conditions]]

[XTRA algae-fighting formula [fights] [kills] [prevents] [algae] [all types of algae] [caused by] [[associated][connected] with] [High Heat] [Warm Weather] [and] [or] [Heavy Rain] [Conditions]]

[XTRA algae-killing formula [fights] [kills] [prevents] [algae] [all types of algae] [caused by] [[associated][connected] with] [High Heat] [Warm Weather] [and] [or] [Heavy Rain] [Conditions]]

[Formulated for Pools exposed to [High Heat] [Warm Weather] [and] [or] [Heavy Rain] [Conditions]]

[Formulated for Pools exposed to [High Heat][Warm Weather] (and) (or) [Heavy Rain] to help [fight algae] [fight all types of algae] [prevent algae] [and] [kill bacteria] [and] [last longer] [and] [create clear water]]

[[High Heat] [Warm Weather] [and] [or] [Heavy Rain] resistant formula helps [fight algae] [fight all types of algae] [and] [last longer] [and] [kill bacteria] [and] [create clear water]]

[Protects Pools against [High Heat] [and] [or] [Warm Weather] [and] [or] [Heavy Rain]
[Conditions]]
[Formulated for Pools exposed to [High Heat] [and] [or] [Heavy Rain] [conditions]]
[[Long-lasting] Multifunctional Formula for Pools exposed to [High Heat][Warm Weather] [and]
[or] [Heavy Rain] conditions to help [fight algae] [fight all types of algae] [prevent algae] [and]
[kill bacteria] [and][last longer] [and] [create clear water]]

[Free [App] Water Testing & Solutions Center]
[Free Water Testing & Solutions Center]
[FREE [Water] Test Strips]
[Test Your Pool with the Clorox® Pool App]
[Download the FREE Clorox® Pool App]
[Water Testing & Solution Center]
[Test Any Strip with the Clorox® Pool App]
[Use the Clorox® Pool App to Order Products Direct from Walmart.com]
[Test Smarter]
[Anytime. Anywhere. Pool Water Analysis and Solutions.]
[Download the Free ClearPool Expert™ App]
[Expert results begin with water testing.]
[Test like an expert [with the ClearPool Expert™ App]]
[Get it on Google Play]
[Download on the App Store]

Algae and Bacteria Control

[Kills Bacteria]
[Controls bacteria]
[Controls algae]
[Prevents algae]
[Algae prevention]
[[Dual Action][Algaecide]
[Controls bacteria and [prevents] [controls] algae for clear [inviting] water]
[Kills bacteria and [prevents] [controls] algae for clean and clear water with less effort]
[Kills [bacteria] [and prevents] [and controls] algae]
[Sanitizes and [prevents] [controls] algae]
[Sanitizer [and] [plus] algaecide]
[[Dual][Double] Algae [fighter][killer][preventer]]
[Prevents algae [outbreaks] [growth] [blooms] and kills bacteria]
[Kills bacteria for clean, ready-to-swim water]
[Kills [& prevents] [& controls] all types of pool algae]
[Prevents algae [outbreaks] [blooms] [growth] and kills bacteria]
[[With] Algae-killing formula]
[With Blue Algae Fighting Crystals]
[Kills Bacteria]
[Kills Bacteria and Algae]
[Kills algae]
[Protects Against Algae]
[Guards Against Algae]
[Controls Algae]
[For [clean] [clear] [visibly algae-free] water]

[Treats visible algae]
 [Kills and controls all pool algae types]
 [[Prevents] [Controls] all types of algae]
 [Effective [kill] [and] [prevent] [controls] algae treatment]
 [Algae Protection]
 [[With] [Blue] algae –Killing Crystals]
 [Algae-fighting blue crystals]
 [[Prevents] [Controls] [Future] Algae [Growth]]
 [Controls][Kills] Bacteria and [Controls] Algae]
 [Provides continuous protection against [bacteria] [and] [algae]]
 [Continuously protects against [bacteria] [and] [&] [algae]]
 [Kills bacteria [+] [&] [destroys] [eliminates] organic contaminants**]
 **[such as] [body & suntan oils] [body oils] [&] [suntan oils] [suntan lotions] [&] [sweat] [perspiration]
 [&] [lotions] [&] [urine] [&] [hairsprays] [&] [cosmetics] [&] [pet dander]
 [Cleans Water & Stops Algae]
 [Cleans Water and Stops Algae]
 [Protects from Bacterial Growth]
 [Prevents Bacteria]
 [Kills and Prevents All Types of Pool Algae]
 [Kills and Prevents All Types of Pool Algae*]
 [*green, mustard, black]
 [Kills and Prevents Green, Mustard and Black Algae]
 [Destroys Bacteria]
 [Fights Algae Caused by High Heat or Heavy Rain]
 [Destroys Algae]
 [Destroys Algae Caused by High Heat or Heavy Rain]
 [CHLORINATE]

[XTRA algae-killing formula]

[XTRA algae-killing formula [fights] [controls] [prevents] [kills] [algae] [all types of algae]
 caused by [prolonged] [High Heat] [Warm Weather] [Intense] [sunlight] [and] [or] [Heavy
 Rain]]

[XTRA algae-killing formula [fights] [controls] [prevents] [kills] [algae] [all types of algae]
 caused by [prolonged] [High Heat] [Warm Weather] [Intense Sunlight] [and] [or] [Heavy Rain]]

[[Fights][Controls] [Prevents][Kills] algae [caused by] [[associated][connected] with]
 [prolonged] [High Heat][Warm Weather][and][[Intense] sunlight] [and] [or] [Heavy Rain]]

[With Algae-killing formula to fight algae [caused by] [[associated][connected] with]
 [prolonged][High Heat][Warm Weather] [and][[Intense] sunlight] [and] [or] [Heavy Rain]]

[[Fights] [Controls] [Prevents] [Kills] all types of algae [caused by] [[associated][connected]
 with] [prolonged][High Heat][Warm Weather] [and] [[Intense] Sunlight] [and] [or] [Heavy
 Rain]]

[[Algae [Fighter] [Preventer] [Killer][Eliminator] for periods of [prolonged][High Heat][Warm
 Weather] [and] [[Intense] sunlight] [and] [or] [Heavy Rain]]

[[Treats]][Prevents]][Fights]][Controls]][Kills] [all-types][of] algae [caused by]
[[associated]][connected] with] [prolonged]][High Heat][Warm Weather]][and]][[Intense] sunlight]
[and]][or] [Heavy Rain]]

[[Prevents]][Fights]][Controls]][Kills] [green][black] [and] [or] [mustard] algae [caused by]
[[associated]][connected] with] [prolonged]][High Heat][Warm Weather]][and]][[Intense] sunlight]
[and]][or] [Heavy Rain]]

[For [Clean] [Clear] Algae-free water during [prolonged] [consistent] [periods] [times of] [High
Heat] [Warm Weather]][and]][[Intense] sunlight] [and]][or] [Heavy Rain]]

[Provides [continuous] algae-killing [protection] against [all types of] algae [caused by]
[[associated]][connected] with] [High Heat][Warm Weather]][and]][[Intense] sunlight] [and]][or]
[Heavy Rain]]

[Formulated to [Fight][Control] [Prevent][Kill] all types of algae [caused by]
[[associated]][connected] with] [prolonged]][High Heat][Warm Weather]][and]][[Intense] Sunlight]
[and]][or] [Heavy Rain]]

Stabilizer

[With built-in Sunlight Protector]

[With Sunlight protector]

[Sunlight protection]

[With [long-lasting] sunlight protection]

[Sunlight protected]

[With built-in sunlight protection]

[Built-in Stabilizer] [Protects against sunlight [to last longer]]

[Built-in Stabilizer][protects against sunlight burn-off]

[Built-in SunShield® protector [allows] [makes] [chlorine] last longer]

[Long-Lasting Sunlight Protection]

[Built-in SunShield® protector [allows] [makes] [chlorine] [to] last longer in [High Heat][Warm
Weather] [and]][[Intense] [sunlight][sunlit] [areas] [conditions]]]

[Sunlight Protection [allows] [makes] [chlorine] [to] last longer in [High Heat] [Warm Weather]
[and]][Intense] [sunlight] [sunlit] [areas] [conditions]]

[SunShield® Protection [allows] [makes] [chlorine] [to] last longer in [High Heat] [Warm Weather]
[and]][Intense] [sunlight] [sunlit] [areas] [conditions]]

[SunShield® protects chlorine against [High Heat] [Warm Weather] [and]][[Intense] Sunlight]]

[Built-in Stabilizer [to] protect[s] [chlorine] against [intense] sunlight [conditions] [and] [to] [last longer]]

[Sunshield® protects chlorine from [intense] sunlight]

[Slow-Dissolving [Tablet] [Sanitizer] for [long-lasting protection] in [High Heat][Warm Weather] [areas]
[and]][Intense] [sunlight] [sunlit][areas] [conditions]]

[Stabilized slow-dissolving [Tablet][Sanitizer] to last [longer] in [High Heat][Warm Weather] [areas]
[and][Intense] [sunlight] [sunlit] [conditions]]

[[Long-lasting][and][Slow-dissolving] [tablet] [sanitizer] to withstand [High Heat][Warm Weather]
[areas][and] [Intense] [sunlight] [sunlit] [conditions]]

[Controlled dissolving Chlorinating Sanitizer [to last longer] in [High Heat][Warm Weather] [areas]
[and][Intense] [sunlight] [sunlit] [conditions]]

[Formulated [with SunShield®] for long-lasting performance]

[Slow-dissolving tablet [with SunShield®] for long-lasting protection]

[Slow-Dissolving [Tablet] [Sanitizer] for [long-lasting protection]

Dissolution

[Long lasting][sanitization]

[Slow-dissolving][sanitizer]

[Concentrated, stabilized, slow-dissolving sanitizer]

[Concentrated, slow-dissolving sanitizer]

[Long lasting [slow-dissolving] [8oz][1lb][sanitizer][chlorinating][chlorine][stick][tablet]]

Water Clarity

[[Prevents] [Eliminates] [Quickly] [Clears] [cloudy] [murky] [green] water]

[[Improves] [Enhances] filtration]

[Clarifier enhances filtration]

[Improves filter performance]

[Clears Cloudy Water]

[Quickly Clears Cloudy Water]

[Creates Sparkling Water]

[Provides Crystal Clear Water]

[Restores Water Clarity]

[Clarifies water]

[Gathers debris for easy filtration]

[Contains a Filter Enhancer]

[Produces Sparkling Clean Swimming Pool Water]

[Keeps water clean]

[Easy, one-step solution for clean water]

[Easy, one-step solution for clear water]

[Easy, one-step solution for clean, clear water]

[Creates crystal clear water]

[For crystal clear water]

[Provides [crystal] [sparkling] clear water]

[[For] [creates] Crystal Clear Water]

[[Prevents][Eliminates][Clears] [cloudy][murky][green] water more prevalent in [High
Heat][Warm Weather][and][[Intense] sunlight] [and][or] [Heavy Rain] [conditions]]

[[Prevents][Eliminates][Clears] [cloudy] water affected by [High Heat][Warm
Weather][and][[Intense] sunlight] [and][or] [Heavy Rain]]

[[Prevents][Eliminates] cloudy water from organic contaminants** that build up more quickly in [High Heat][Warm Weather][and][[Intense] sunlight] [and][or] [Heavy Rain][areas] [conditions]]

**[such as] [body & suntan oils] [body oils] [&] [suntan oils] [&] [sweat] [perspiration] & [lotions] [&] [urine]

[Creates [crystal] [sparkling] clear water in [High Heat][Warm Weather][and][[Intense] [sunlight][change in temperatures]] [and][or] [Heavy Rain] [conditions]]

[[Provides [crystal] [clear] [Sparkling]] water in [High Heat][Warm Weather][and][[Intense] [sunlight][change in temperatures]] [and][or] [Heavy Rain] [conditions]]

[Keeps [and] [or] [Maintains] clear water [during] [High Heat][Warm Weather][and][[Intense] sunlight] [and][or] [Heavy Rain] [conditions]]

Tab Color

[Blue][Red][Green][Orange][embossed][*brand name*][Tablets][Tabs][Sticks]

[Blue][Red][Green][Orange][Sanitizer][Algae][Clarifier][*brand name*][Tablets][Tabs][Sticks]

[Blue][Tablets][Tabs][Sticks] [with Algae Fighting Crystals]

[Blue][Red][Green][Orange][speckled][*brand name*][Tablets][Tabs][Sticks]

[[Tab][Stick] color may fade once in contact with water. [This is normal as it is a sign that it is working]]

Organic Contaminants

[[Destroys] [Breaks down] [Eliminates] [Controls] swimmer contaminants [such as] [including] [oils] [sweat] [lotion] [urine] [pee]]

[[Destroys] [Breaks down] [Eliminates] organic contaminants**]

[Removes organic contaminants** [for clear water]]

[Removes swimmer contaminants** [for clear water]]

**[such as] [body & suntan oils] [body oils] [&] [suntan oils] [suntan lotions] [&] [sweat] [perspiration] [&] [lotions] [&] [urine] [pee] [&] [hairsprays] [&] [cosmetics] [&] [pet dander]

Tablet Description

[Individually wrapped [tablets][tabs][sticks]]

[Single [use] [wrapped] [tablets][tabs][sticks]]

[Approximate†] [Approx.†] [x] [1/2 lb] [0.5 lb] [6 oz] [8 oz][3 inch] [3"] [super][Jumbo] [Size] [Tabs] [Tablets][sticks]]

{Where x equals the approximate number of tablets in container, depending on size.}

[† Product filled by weight, not tablet count.]

[Each [Tab][Stick][Tablet] weighs [6 oz] [8 oz] [1/2 lb] [0.5 lb]]

XtraBlue Advantage

[[Extra] [Xtra] Blue Advantage]

[[Extra] [Xtra] Kills Algae]

[[Extra] [Xtra] With Blue Algae Fighting Crystals]

[[Extra] [Xtra] [with] Algae-Killing Crystals]

[[Extra] [Xtra] Algaecide]

[[Extra] [Xtra] [Clarifier enhances filtration]]

[[Extra] [Xtra] [Improves filter performance]]

[[Extra] [Xtra] [Clears Cloudy Water]]

[[Extra] [Xtra] [Quickly Clears Cloudy Water]]
 [[Extra] [Xtra] [Creates Sparkling Water]]
 [[Extra] [Xtra] [Provides Crystal Clear Water]]
 [[Extra] [Xtra] [Restores Water Clarity]]
 [[Extra] [Xtra] [Clarifies water]]

{Optional marketing statements to be used for 6 months on label of revised formulation or introduction by a new brand (supplemental distributor)}

[NEW [Improved][Multi-functional] Formula]
 [New Compound Action Formulation]
 [New!]

Application

[When?] *{For use on front panel of label as a header above/beside text chosen from accepted label text that relates to the consumer anticipated frequency of product use.}*

[2 X a week*] *{For use on front panel when directions for use includes weekly algae prevention dosage rates.}*

[*Approximate addition rate. Please refer to directions for use.]

[Sanitization]

{Optional marketing statements that may be used with pool sanitization with 1 inch tablets.}

[Slow-Dissolving Sanitizer for Routine Use in Automatic Feeders or Floaters]

[For use in Automatic Feeders or Floaters]

[Multifunctional 1" Chlorinating Tablet]

[[1"] [long lasting] [multifunctional] tablets]

[Feeder]

[Floater]

{The chart below is optional. Applicable to 1 inch tablets.}

[Application Methods]	FEEDER & FLOATER]		
[Surface Types]	Aggregate	[Sealed]	Fiberglass
	Gunite	Concrete Plaster	Vinyl]
[Filter Types]	D.E., Sand, Cartridge, Zeolite]		

{Optional marketing statements that may be used with pool sanitization with 3 inch tablets.}

[Slow-Dissolving Sanitizer for Routine Use in Automatic Feeders, Floaters, or Plastic Skimmers]

[For use in Automatic Feeders, Floaters or Plastic Skimmers]

[Multifunctional 3" Chlorinating Tablet]

[3" Chlorinating Tabs]

[[3"]] [long lasting] [multifunctional] tablets]

[Skimmer]

[Feeder]

[Floater]

{The chart below is optional. Applicable to 3 inch tablets.}

[Application Methods]	FEEDER, FLOATER OR SKIMMER]		
[Surface Types]	Aggregate	[Sealed]	Fiberglass
		Concrete	
	Gunite	Plaster	Vinyl]
[Filter Types]	D.E., Sand, Cartridge, Zeolite]		

Sticks

[Slow-Dissolving Sanitizer for Routine Use in [Automatic Feeders], [Floaters], or [Plastic Skimmers]]

[For use in [Automatic Feeders], [Floaters] or [Plastic Skimmers]]

[Multifunctional Chlorinating Stick]

Step Systems

[Easy 1 2 3 Pool Care Brand System]

[Step 2]

[Sanitizer]

[Sanitizer and Algaecide]

[Sanitizer and Algicide]

[Sanitizer and Remedy]

[Step 2 and 4]

[Step 2 and Remedy]

[Step 3] [Step 3 - Sanitize] *{Sanitizers are marketed as step three of a five step program to treat swimming pool water for Pool Time brand.}*

{Reader Notes: The “Pool Essentials System” box below may be placed on the label to allow easy product category identification by consumers.}

{When sold with chlorinate directions only}

Pool Essentials System	<input type="checkbox"/>	<input checked="" type="checkbox"/>	<input type="checkbox"/>	<input type="checkbox"/>
	balance	chlorinate	shock	algaeicide

{When sold with Chlorinate/algae kill directions}

Pool Essentials System	<input type="checkbox"/>	<input checked="" type="checkbox"/>	<input type="checkbox"/>	<input checked="" type="checkbox"/>
	balance	chlorinate	shock	algaeicide

{Reader Notes: The “4-step System” box below may be placed on the label to allow easy product category identification by consumers.}

{When sold with chlorinate directions only}

4-step System	(1)	(✓)	(3)	(4)
	balance	chlorinate	shock	algaeicide



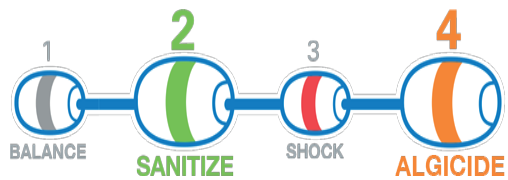
**4 step
system:**



{When sold with chlorinate/algae kill directions}

4-step System	(1) balance	(✓) chlorinate	(3) shock	(✓) algaeicide
---------------	----------------	-------------------	--------------	-------------------

**4 step
system:**



4-Step System ① ② ③ ④

[Optional Graphics]

{Reader Notes: “6 in 1 Formula” is to let the consumer know that this product provides 6 benefits in one product: (1) oxidizes, (2) clarifies, (3) prevents corrosion, (4) prevents scale, (5) protects equipment, (6) softens water.



{Reader Notes: In a three step pool program the 3 steps are: 1-balance water, 2-sanitize water, 3 - shock water. The Easy 1, 2, 3 Pool Care Brand System is to remind the consumer know there are multiple steps in pool care.}





{Reader Notes: The QR (quick reference) square provides a symbol that is used with a smart phone so that the user can quickly link to information about the product/brand. “FPO” is “for position only”. A working quick reference square will be provided on production labels.}



{Nov. 10, 2017 Addition}

{Reader Notes: These claims not for use in California}

Great for [Texas] [Florida] [Southwest] weather
 Suitable for [Texas] [Florida] [Southwest] weather
 Suited for [Texas] [Florida] [Southwest] weather
 Ideal for [Texas] [Florida] [Southwest] weather
 Tough in [Texas] [Florida] [Southwest] weather
 Effective in [Texas] [Florida] [Southwest] weather
 For sparkling pool water in [Texas] [Florida] [the Southwest]





[Fights All Types of Algae Caused by Prolonged Heat or Heavy Rain] [found in [state/regional area]]
{To be used with sun/rain icon above}



{The icon below may be used in conjunction with killing bacteria claims on this label. The statement "Kills bacteria" may be replaced with similar statements listed immediately below the icon.}



[Kills Bacteria]

[Controls Bacteria and Algae]

[Kills Bacteria and Controls Algae]

{The icon below may be used in conjunction with sunlight protection claims on this label. The statement “Stability for sunlight protection” may be replaced with similar statements listed immediately below the icon.}



[With built in scale preventative and sunlight protector]

[With built in corrosion preventative and sunlight protector]

[With built-in metal stain inhibitor, scale preventative, water softener and sunlight protector]

[With built-in Sunlight Protector]

[Built in SunShield® protector makes chlorine last longer]

{The icon below may be used in conjunction with slow dissolving claims on this label. The statement “Slow-dissolving for long lasting protection” may be replaced with similar statements listed immediately below the icon.}



[Creates crystal clear water]

[For crystal clear water]

[Provides [crystal] [sparkling] clear water]

{The icon below may be used in conjunction with algae control claims on this label. The statement “algae-fighting blue crystals” may be replaced with similar statements listed immediately below the icon.}



[With algae-fighting blue crystals]

[Controls algae]

[Prevents algae]

[Algae prevention]

{Directions to be used for pool sanitization with 1 inch tablets, Option A}

POOL SANITIZATION WITH 1 INCH TABLETS

[WHY USE THIS PRODUCT: For use in feeders and floaters, this multifunctional sanitizer kills bacteria [and [controls] [algae]], [kills algae], [includes dual action algaecide], destroys organic contaminants**, and serves as a clarifier.

The [blue] [speckled] [multi-layered] tablet gives you crystal blue sparkling water, [free of visible algae.]]

**[such as] [body & suntan oils] [body oils] [&] [suntan oils] [suntan lotions] [&] [sweat] [perspiration] [&] [lotions] [&] [urine] [&] [hairsprays] [&] [cosmetics] [&] [pet dander]

{or}

[WHY USE THIS PRODUCT: This product kills bacteria [and [kills] [controls] algae]] [[includes] [with] dual action algaecide]] [[and] destroys organic contaminants**] [[and] clarifies] [in] swimming pools.]

**[such as] [body & suntan oils] [body oils] [&] [suntan oils] [suntan lotions] [&] [sweat] [perspiration] [&] [lotions] [&] [urine] [&] [hairsprays] [&] [cosmetics] [&] [pet dander]

IMPORTANT NOTES:

1. Shock your pool every week and also after heavy rain or heavy use to help keep your pool water properly maintained.
2. Sunlight, rainfall, temperature, number of swimmers, and frequency of pool use affect the rate of chlorine residual loss. Adjust cleaning and chemical maintenance accordingly.
3. Use this product in an automatic feeder or floater designed for this product.
4. Do not add other chemicals into the feeder or floater where this product is in use as a fire or explosion may occur.
5. To avoid damage to pool surface or materials do not allow product to come in direct contact with these materials. Do not throw tablets directly into pool.

DIRECTIONS FOR USE:

It is a violation of Federal Law to use this product in any manner inconsistent with its labeling. Read entire label and use strictly in accordance with precautionary statements and directions.

BEFORE YOU BEGIN:

1. Ensure all pool equipment is working properly. Adjust stabilizer levels to a minimum of 30 PPM with stabilizer.
2. Test the water's pH, alkalinity, and calcium hardness and adjust to the correct level. Adjust pH to 7.2-7.6. Adjust alkalinity to 80-125 PPM for plaster pools and 125-150 for vinyl or fiberglass pools. Adjust calcium hardness to 175-275. Be sure to follow label directions when using other products as outlined in directions for this product.
3. Check the free available chlorine level and adjust to 1-4 PPM by adding a granular chlorinating product.

NOW USE THIS PRODUCT**START-UP/INITIAL TREATMENT:**

1. If water is cloudy or green, super chlorinate pool with appropriate shock product until pool is clear.
2. Add 16 ounces of this product (approximately 27 tablets) per 10,000 gallons of pool water to feeder or floater and then test for the free available chlorine level (allow water to circulate at least 4 hours before testing). Adjust the feeder or floater following manufacturer's instructions to establish a free available chlorine level between 1-4 PPM.
3. When free available chlorine level is adjusted to 1-4 ppm, add the [algicide] *{or}* [algaecide] appropriate to your needs.

ROUTINE MAINTENANCE:

Add 16 ounces of this product (approximately 27 tablets) per 10,000 gallons of pool water per week, or as often as needed, to the floater or feeder to maintain a constant free available chlorine level of 1-4 PPM. Sunlight, rainfall, temperature, number of swimmers, and frequency of pool use affect the rate of chlorine residual loss so check the floater or feeder often and refill as needed.

Reentry into treated swimming pools is prohibited when free available chlorine levels are above 4 PPM due to risk of body injury.

DISCHARGE DIRECTIONS FOR [COMMERCIAL] [AND] [RESIDENTIAL] POOL USES - Before draining a treated pool, contact your local sanitary sewer and storm drain authorities and follow their discharge instructions. Do not discharge treated pool water to any location that flows to a gutter, storm drain or natural water body unless discharge is allowed by state and local authorities.

{Directions to be used for pool sanitization with 1 inch tablets, Option B}

[How?]

DIRECTIONS FOR USE:

It is a violation of Federal Law to use this product in any manner inconsistent with its labeling. Read entire label and use strictly in accordance with precautionary statements and directions.

To Keep Water Clean:

- Test and balance water before using this product. Visit [*website*] for complete pool balancing instructions.
- If the pool is cloudy or green, add a granular shock product; follow application directions on that product.
- Add tabs to an appropriate feeder or floater to bring chlorine level to 1-4 ppm; refill as needed to maintain 1-4 ppm.
- When chlorine level is adjusted to 1-4 ppm, add the [algicide] {or} [algaecide] appropriate to your needs.
- Do not add other chemicals through the feeder or floater when using this product as an explosion might occur.
- Direct contact with pool surface or equipment may cause damage; do not add directly to the pool.
- Apply more product after heavy use, high temperatures, or rain. To keep water clear, shock pool on a weekly basis.

Reentry into treated swimming pools is prohibited above levels of 4 ppm chlorine due to risk of body injury.

DISCHARGE DIRECTIONS FOR [COMMERCIAL] [AND] [RESIDENTIAL] POOL USES - Before draining a treated pool, contact your local sanitary sewer and storm drain authorities and follow their discharge instructions. Do not discharge treated pool water to any location that flows to a gutter, storm drain or natural water body unless discharge is allowed by state and local authorities.

{Directions to be used for pool sanitization with 1 inch tablets, Option C}

DIRECTIONS FOR USE:

It is a violation of Federal Law to use this product in any manner inconsistent with its labeling. Read entire label and use strictly in accordance with precautionary statements and directions.

Test and balance water prior to use. Adjust pH to 7.2-7.6 [and free chlorine to 1-4ppm]. Visit [website] for [free water analysis] [&] [personalized product and dosage recommendations].

Use: Protects against algae and bacteria for water that stays clean, clear & free of visible algae.

Application Methods	
If water is cloudy or green, add a granular shock product per label directions.	
Feeder & Floater	Fill with [tabs] [tablets] and adjust output to bring chlorine to 1-4 ppm, test and refill as needed to maintain 1-4 ppm.
Do Not apply other chemicals through feeder or floater as an explosion might occur. Direct contact with pool surfaces or equipment may cause damage.	

For best results: Apply more product after heavy pool use, high temperatures or rain to maintain 1-4 ppm.

Re-entry into treated swimming pools is prohibited above levels of 4 ppm chlorine due to risk of body injury.

DISCHARGE DIRECTIONS FOR [COMMERCIAL] [AND] [RESIDENTIAL] POOL USES - Before draining a treated pool, contact your local sanitary sewer and storm drain authorities and follow their discharge instructions. Do not discharge treated pool water to any location that flows to a gutter, storm drain or natural water body unless discharge is allowed by state and local authorities.

{Directions to be used for pool sanitization with 3 inch tablets, Option A}

POOL SANITIZATION WITH 3 INCH TABLETS

[WHY USE THIS PRODUCT: For use in feeders, floaters or skimmers, this multifunctional sanitizer kills bacteria [and [controls] [algae]], [kills algae], [includes dual action algaecide], destroys organic contaminants**, and serves as a clarifier.

The [blue] [speckled][multi-layered] gives you crystal blue sparkling water, [free of visible algae.]]

**[such as] [body & suntan oils] [body oils] [&] [suntan oils] [suntan lotions] [&] [sweat] [perspiration] [&] [lotions] [&] [urine] [&] [hairsprays] [&] [cosmetics] [&] [pet dander]

{or}

[WHY USE THIS PRODUCT: [This product] *{or}* [This multi-functional [blue][speckled][layered][product][tablet][tab] that does more:

- Kills bacteria
- Kills algae
- [Includes dual action algaecide]
- Destroys organic contaminants**
- Clears cloudy water [by enhancing filtration]
- Protects against sunlight [to last longer]

**[such as] [body & suntan oils] [body oils] [&] [suntan oils] [suntan lotions] [&] [sweat] [perspiration] [&] [lotions] [&] [urine] [&] [hairsprays] [&] [cosmetics] [&] [pet dander]

[3 Inch Tabs] *{or}* [This product] is stabilized, [which protects chlorine from sunlight, so you use less.] *{or}* [sunlight protected chlorine.]

The [blue] [speckled][multi-layered] gives you crystal blue sparkling water.]

{or}

[WHY USE THIS PRODUCT: This product kills bacteria [and [kills] [controls] algae]] [[includes] [with] dual action algaecide]] [[and] destroys organic contaminants**] [[and] clarifies] [in] swimming pools.]

**[such as] [body & suntan oils] [body oils] [&] [suntan oils] [suntan lotions] [&] [sweat] [perspiration] [&] [lotions] [&] [urine] [&] [hairsprays] [&] [cosmetics] [&] [pet dander]

IMPORTANT NOTES:

1. Shock your pool every week and also after heavy rain or heavy use to help keep your pool water properly maintained.
2. Sunlight, rainfall, temperature, number of swimmers, and frequency of pool use affect the rate of chlorine residual loss. Adjust cleaning and chemical maintenance accordingly.
3. Use this product in an automatic feeder, floater, or skimmer designed for this product.
4. Do not add other chemicals into the feeder, floater, or skimmer where this product is in use as a fire or explosion may occur. Use this product in a skimmer only if the skimmer and the piping between skimmer and pump are plastic. In vinyl pools, do not leave the pump turned off for more than 8 hours when this product is in the skimmer. If the pump is off for more than 8 hours, bleaching and damage to liner may occur.
5. To avoid damage to pool surface or materials do not allow product to come in direct contact with these materials. Do not throw tablets directly into pool.

DIRECTIONS FOR USE:

It is a violation of Federal Law to use this product in any manner inconsistent with its labeling. Read entire label and use strictly in accordance with precautionary statements and directions.

BEFORE YOU BEGIN:

1. Ensure all pool equipment is working properly. Adjust stabilizer levels to a minimum of 30 PPM with stabilizer.
2. Test the water's pH, alkalinity, and calcium hardness and adjust to the correct level. Adjust pH to 7.2-7.6. Adjust alkalinity to 80-125 PPM for plaster pools and 125-150 for vinyl or fiberglass pools. Adjust calcium hardness to 175-275. Be sure to follow label directions when using other products as outlined in directions for this product.
3. Check the free available chlorine level and adjust to 1-4 PPM by adding a granular chlorinating product.

NOW USE THIS PRODUCT**START-UP/INITIAL TREATMENT:**

1. If water is cloudy or green, superchlorinate pool with appropriate shock product until pool is clear.
2. If using a feeder or floater, add 16 ounces of this product (two tablets) per 10,000 gallons of pool water to feeder or floater and then test for the free available chlorine level (allow water to circulate at least 4 hours before testing). Adjust the feeder or floater following manufacturer's instructions to establish a free available chlorine level between 1-4 PPM.
3. If using a plastic skimmer, add 16 ounces of this product (two tablets) per 10,000 gallons of pool water and test for the free available chlorine level (allow water to circulate at least 4 hours before testing), adding more tablets as necessary to establish a free available chlorine level of 1-4 PPM.
4. When free available chlorine level is adjusted to 1-4 ppm, add the [algicide] {or} [algaecide] appropriate to your needs.

ROUTINE MAINTENANCE:

Add 16 ounces of this product (two tablets) per 10,000 gallons of pool water per week, or as often as needed, to the floater, feeder or skimmer to maintain a constant free available chlorine level of 1-4 PPM. Sunlight, rainfall, temperature, number of swimmers, and frequency of pool use affect the rate of chlorine residual loss so check the floater, feeder or skimmer often and refill as needed.

Reentry into treated swimming pools is prohibited when free available chlorine levels are above 4 PPM due to risk of body injury.

DISCHARGE DIRECTIONS FOR [COMMERCIAL] [AND] [RESIDENTIAL] POOL USES - Before draining a treated pool, contact your local sanitary sewer and storm drain authorities and follow their discharge instructions. Do not discharge treated pool water to any location that flows to a gutter, storm drain or natural water body unless discharge is allowed by state and local authorities.

{Directions to be used for pool sanitization with 3 inch tablets, Option B}

[How?]

DIRECTIONS FOR USE:

It is a violation of Federal Law to use this product in any manner inconsistent with its labeling. Read entire label and use strictly in accordance with precautionary statements and directions.

To Keep Water Clean:

- Test and balance water before using this product. Visit [*website*] for complete pool balancing instructions.
- If the pool is cloudy or green, add a granular shock product; follow application directions on that product.
- **Feeder/Floater:** Add tabs to an appropriate feeder or floater to bring chlorine level to 1-4 ppm; refill as needed to maintain 1-4 ppm.
- **Skimmer:** Add [two tabs per 10,000 gallons] [one tab per 5,000 gallons] of pool water to bring chlorine level to 1-4 ppm. Add additional product as needed to maintain 1-4 ppm.
- When chlorine level is adjusted to 1-4 ppm, add the [algicide] {or} [algaecide] appropriate to your needs.
- Do not add other chemicals through the feeder, floater or skimmer when using this product as an explosion might occur.
- Direct contact with pool surface or equipment may cause damage; do not add directly to the pool.
- Apply more product after heavy use, high temperatures, or rain. To keep water clear, shock pool on a weekly basis.

Reentry into treated swimming pools is prohibited above levels of 4 ppm chlorine due to risk of body injury.

DISCHARGE DIRECTIONS FOR [COMMERCIAL] [AND] [RESIDENTIAL] POOL USES - Before draining a treated pool, contact your local sanitary sewer and storm drain authorities and follow their discharge instructions. Do not discharge treated pool water to any location that flows to a gutter, storm drain or natural water body unless discharge is allowed by state and local authorities.

{Directions to be used for pool sanitization with 3 inch tablets, Option C}

DIRECTIONS FOR USE:

It is a violation of Federal Law to use this product in any manner inconsistent with its labeling. Read entire label and use strictly in accordance with precautionary statements and directions.

Test and balance water prior to use. Adjust pH to 7.2-7.6 [and free chlorine to 1-4ppm]. Visit [website] for [free water analysis] [&] [personalized product and dosage recommendations].

Use: Protects against algae and bacteria for water that stays clean, clear & free of visible algae.

Application Methods	
If water is cloudy or green, add a granular shock product per label directions.	
Feeder & Floater	Fill with [tabs] [tablets] and adjust output to bring chlorine to 1-4 ppm, test and refill as needed to maintain 1-4 ppm.
Skimmer	Add [2 [tabs] [tablets] per 10,000 gallons] [1 [tab] [tablet] per 5,000 gallons] to bring chlorine to 1-4 ppm then add more tabs as needed to maintain 1-4 ppm.
Do Not apply other chemicals through feeder, floater or skimmer as an explosion might occur. Direct contact with pool surfaces or equipment may cause damage.	

For best results: Add more product after heavy pool use, high temperatures or rain to maintain 1-4 ppm.

Re-entry into treated swimming pools is prohibited above levels of 4ppm chlorine due to risk of body injury.

DISCHARGE DIRECTIONS FOR [COMMERCIAL] [AND] [RESIDENTIAL] POOL USES - Before draining a treated pool, contact your local sanitary sewer and storm drain authorities and follow their discharge instructions. Do not discharge treated pool water to any location that flows to a gutter, storm drain or natural water body unless discharge is allowed by state and local authorities.

{Directions to be used for pool sanitization with sticks}

POOL SANITIZATION WITH STICKS

[WHY USE THIS PRODUCT: For use in feeders, floaters or skimmers, this multifunctional sanitizer kills bacteria [and [controls] [algae]], [kills algae], [includes dual action algaecide], destroys organic contaminants**, and serves as a clarifier.

The [blue] [speckled][multi-layered] gives you crystal blue sparkling water, [free of visible algae.]]

**[such as] [body & suntan oils] [body oils] [&] [suntan oils] [suntan lotions] [&] [sweat] [perspiration] [&] [lotions] [&] [urine] [&] [hairsprays] [&] [cosmetics] [&] [pet dander]

{or}

[WHY USE THIS PRODUCT: [This product] *{or}* [This multi-functional [blue][speckled][layered][product][tablet][tab] that does more:

- Kills bacteria
- Kills algae
- [Includes dual action algaecide]
- Destroys organic contaminants**
- Clears cloudy water [by enhancing filtration]
- Protects against sunlight [to last longer]

[These sticks] *{or}* [This product] is stabilized, [which protects chlorine from sunlight, so you use less.] *{or}* [sunlight protected chlorine.]

The [blue] [speckled][embossed][sticks] gives you crystal blue sparkling water.]

**[such as] [body & suntan oils] [body oils] [&] [suntan oils] [suntan lotions] [&] [sweat] [perspiration] [&] [lotions] [&] [urine] [&] [hairsprays] [&] [cosmetics] [&] [pet dander]

{or}

[WHY USE THIS PRODUCT: This product kills bacteria [and [kills] [controls] algae]] [[includes] [with] dual action algaecide]] [[and] destroys organic contaminants**] [[and] clarifies] [in] swimming pools.]

**[such as] [body & suntan oils] [body oils] [&] [suntan oils] [suntan lotions] [&] [sweat] [perspiration] [&] [lotions] [&] [urine] [&] [hairsprays] [&] [cosmetics] [&] [pet dander]

IMPORTANT NOTES:

1. Shock your pool every week and also after heavy rain or heavy use to help keep your pool water properly maintained.
2. Sunlight, rainfall, temperature, number of swimmers, and frequency of pool use affect the rate of chlorine residual loss. Adjust cleaning and chemical maintenance accordingly.
3. Use this product in an automatic feeder, floater, or skimmer designed for this product.
4. Do not add other chemicals into the feeder, floater, or skimmer where this product is in use as a fire or explosion may occur. Use this product in a skimmer only if the skimmer and the piping between skimmer and pump are plastic. In vinyl pools, do not leave the pump turned off for more than 8 hours when this product is in the skimmer. If the pump is off for more than 8 hours, bleaching and damage to liner may occur.
5. To avoid damage to pool surface or materials do not allow product to come in direct contact with these materials. Do not throw sticks directly into pool.

DIRECTIONS FOR USE:

It is a violation of Federal Law to use this product in any manner inconsistent with its labeling. Read entire label and use strictly in accordance with precautionary statements and directions.

BEFORE YOU BEGIN:

1. Ensure all pool equipment is working properly. Adjust stabilizer levels to a minimum of 30 PPM with stabilizer.
2. Test the water's pH, alkalinity, and calcium hardness and adjust to the correct level. Adjust pH to 7.2-7.6. Adjust alkalinity to 80-125 PPM for plaster pools and 125-150 for vinyl or fiberglass pools. Adjust calcium hardness to 175-275 for vinyl or fiberglass pools. Be sure to follow label directions when using other products as outlined in directions for this product.
3. Check the free available chlorine level and adjust to 1-4 PPM by adding a granular chlorinating product.

NOW USE THIS PRODUCT**START-UP/INITIAL TREATMENT:**

1. If water is cloudy or green, superchlorinate pool with appropriate shock product until pool is clear.
2. If using a feeder or floater, add 16 ounces of this product (two sticks) per 10,000 gallons of pool water to feeder or floater and then test for the free available chlorine level (allow water to circulate at least 4 hours before testing). Adjust the feeder or floater following manufacturer's instructions to establish a free available chlorine level between 1-4 PPM.
3. If using a plastic skimmer, add 16 ounces of this product (two sticks) per 10,000 gallons of pool water and test for the free available chlorine level (allow water to circulate at least 4 hours before testing), adding more sticks as necessary to establish a free available chlorine level of 1-4 PPM.
4. When free available chlorine level is adjusted to 1-4 ppm, add the [algicide] {or} [algaecide] appropriate to your needs.

ROUTINE MAINTENANCE:

Add 16 ounces of this product (two sticks) per 10,000 gallons of pool water per week, or as often as needed, to the floater, feeder or skimmer to maintain a constant free available chlorine level of 1-4 PPM. Sunlight, rainfall, temperature, number of swimmers, and frequency of pool use affect the rate of chlorine residual loss so check the floater, feeder or skimmer often and refill as needed.

Reentry into treated swimming pools is prohibited when free available chlorine levels are above 4 PPM due to risk of body injury.

DISCHARGE DIRECTIONS FOR [COMMERCIAL] [AND] [RESIDENTIAL] POOL

USES - Before draining a treated pool, contact your local sanitary sewer and storm drain authorities and follow their discharge instructions. Do not discharge treated pool water to any location that flows to a gutter, storm drain or natural water body unless discharge is allowed by state and local authorities.

STORAGE AND DISPOSAL: Keep this product dry in original tightly closed container when not in use. Store in a cool, dry, well ventilated area away from heat or open flame. Moisture may decompose this product and cause a violent reaction leading to fire and explosion. In case of decomposition, isolate container if possible and flood area with large amounts of water to dissolve all material before discarding this container. Do not contaminate food or feed by storage or disposal. **CONTAINER DISPOSAL:** Non-refillable container. Do not reuse or refill this container. Offer for recycling if available. Rinse thoroughly before recycling or discarding in trash.

PRECAUTIONARY STATEMENTS:

HAZARDS TO HUMANS AND DOMESTIC ANIMALS: DANGER: Corrosive: Causes irreversible eye damage and skin burns. May be fatal if swallowed. Harmful if absorbed through skin. Harmful if inhaled. Avoid breathing dust or fumes. Irritating to nose and throat. Do not get in eyes, on skin or on clothing. Wear goggles or safety glasses, protective clothing and rubber gloves when handling this product. Prolonged or frequently repeated skin contact may cause allergic reactions in some individuals. Wash thoroughly with soap and water after handling and before eating, drinking, chewing gum, using tobacco or using the toilet. Remove and wash contaminated clothing before reuse.

{When First Aid is not located on front panel of label, it will be separated by line rules from adjacent text and be in a different color.}

FIRST AID: IF IN EYES: Hold eye open and rinse slowly and gently with water for 15-20 minutes. Remove contact lenses, if present, after the first 5 minutes, then continue rinsing eye. Call a poison control center or doctor for treatment advice. **IF ON SKIN OR CLOTHING:** Take off contaminated clothing. Rinse skin immediately with plenty of water for 15-20 minutes. Call a poison control center or doctor for treatment advice. **IF INHALED:** Move person to fresh air. If person is not breathing, call 911 or an ambulance, then give artificial respiration, preferably mouth-to-mouth, if possible. Call poison control center or doctor for treatment advice. **IF SWALLOWED:** Call poison control center or doctor immediately for treatment advice. Have person sip a glass of water if able to swallow. Do not induce vomiting unless told to do so by the poison control center or doctor. Do not give anything by mouth to an unconscious person.

Have the product container or label with you when calling a poison control center or doctor, or going for treatment. [IN CASE OF MEDICAL EMERGENCY, CALL [1-877-800-5553] [or other phone number]

Note to Physician: Probable mucosal damage may contraindicate the use of gastric lavage.

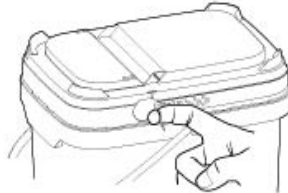
PHYSICAL OR CHEMICAL HAZARDS: CONTAINS A STRONG OXIDIZING AGENT. Do not mix with other chemicals. Mix only with water. Never add water to product. Always add product to large quantities of water. When using automatic feeding devices, always follow manufacturer's directions as to the proper addition of sanitizer product to chlorinators. Use clean dry utensils. Do not add this product to any dispensing device containing remnants of any other product. Such use may cause a violent reaction leading to fire or explosion. Contamination with moisture, organic matter, or other chemicals will start a chemical reaction and generate heat, hazardous gas, possible fire and explosion. In case of contamination or decomposition, do not reseal container. If possible, isolate container in open air or well-ventilated area. Flood area with large volumes of water.

[ENVIRONMENTAL HAZARDS: This pesticide is toxic to fish and aquatic organisms.]

[NOTE: Buyer assumes all responsibility for safety and use not in accordance with directions.]

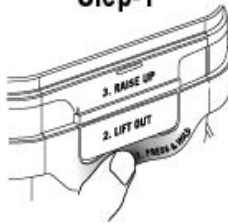
[NOTE: User assumes all responsibility for use not in accordance with directions.]

Tamper Evident Tear Strip
Tear away by using "ring pull" on
either side of lid



**To open the lid (after the
tear strip is removed)**

Step-1



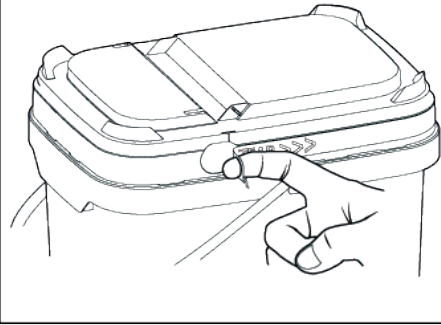
Step-2



Step-3

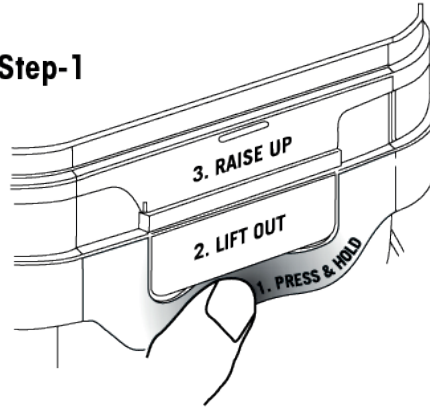


Tamper Evident Tear Strip
Tear away by using "ring pull" on
either side of lid

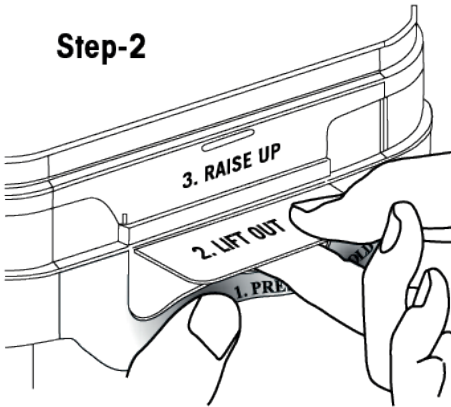


**To open the lid
(after the tear strip is removed)**

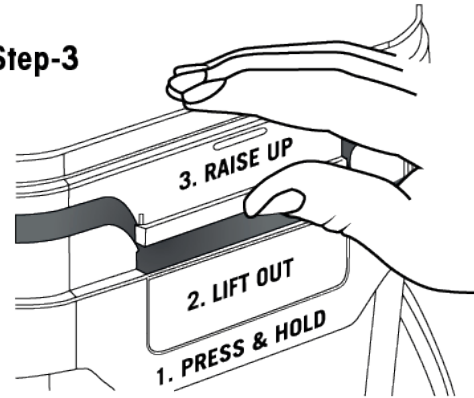
Step-1



Step-2




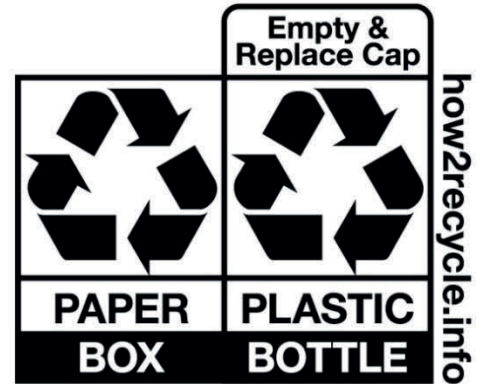
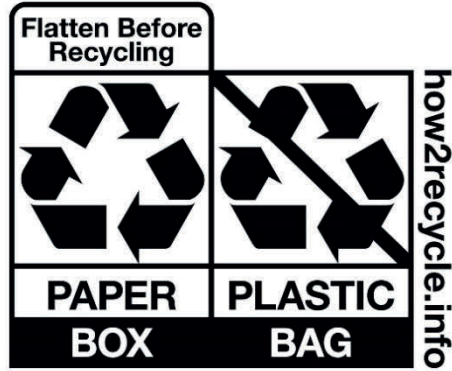
Step-3




Do not store in direct sunlight

[OPTIONAL GRAPHICS CONTINUED]

{Note: The appropriate symbol(s) will be included based on packaging}



{Optional Graphics}



pool time.

Expert results begin with water testing.

DOWNLOAD THE FREE CLEARPOOL EXPERT™ APP

Download on the App Store | GET IT ON Google Play

The image shows a hand holding a smartphone displaying the 'Water Test' screen of the Clearpool Expert app. The screen lists various water quality parameters with corresponding color-coded test results: Total Hardness, Total Chlorine, Free Chlorine, pH, Total Alkalinity, and Stabilizer. Each parameter has a row of color swatches for comparison.



CLOROX
Pool & Spa

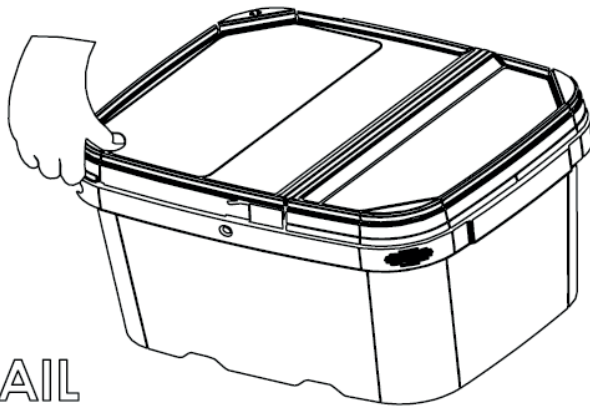
Download the **FREE** Clorox® Pool App

Water Testing & Solution Center

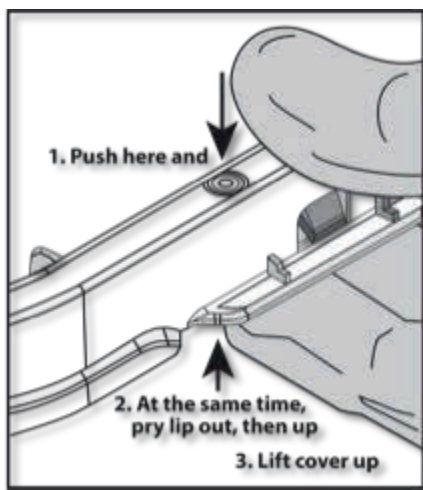
The image shows a hand holding a smartphone displaying the Clorox Pool & Spa app interface. The app has a blue background with the Clorox logo at the top. Below the logo, there are several menu items: 'Get Water Testing', 'Water Testing', 'Water Testing Solutions', and 'Water Testing Resources'. A yellow pencil is visible next to the hand holding the phone.

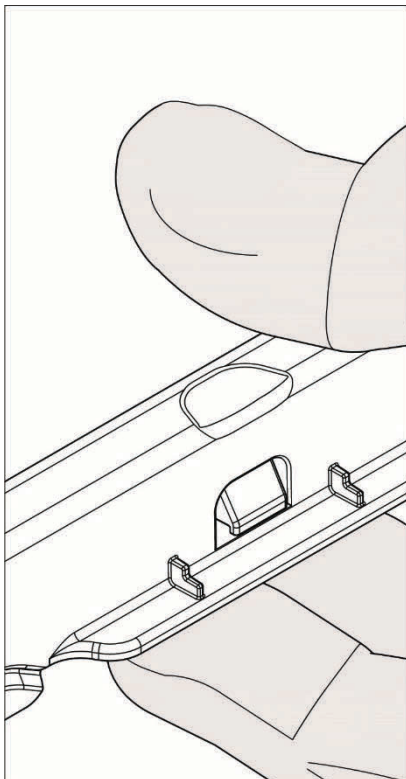


TO OPEN:
PRESS IN PAIL
CORNER AND
LIFT LID



TO CLOSE:
SNAP DOWN
LID CORNERS
AND SIDES





{OPTIONAL GRAPHICS AND CORRESPONDING CLAIMS:}

{Reader's Note: The below icons can be used with or without the corresponding claims listed. However, the "headings" listed directly below the icon will not be used on marketplace labels without the icons. These headings (Lasts, Protects, Kills, Clears) are optional.}



[Lasts]

Formulated with long-lasting technology



[Protects]

Protects your pool and equipment



[Kills]

Destroys algae *{or}*

With algae destroying blue crystals



[Clears]

Contains built-in clarifier for 2x sparkling water*

*Maintains up to 2x clearer water when compared to a tablet that only contains Trichloro-s-triazinetriene