



UNITED STATES ENVIRONMENTAL PROTECTION AGENCY
WASHINGTON, DC 20460

OFFICE OF CHEMICAL SAFETY
AND POLLUTION PREVENTION

January 10, 2017

Mr. Mark Jernigan
Registration Manager, Pool
Recreational Water Products, Inc.
Post Office Box 1449
Buford, GA 30515

Subject: Notification per PRN 98-10 – Optional Marketing Statements
Product Name: T-0034
EPA Registration Number: 67262-41
Application Date: December 21, 2016
Decision Number: 524831

Dear Mr. Jernigan:

The Agency is in receipt of your Application for Pesticide Notification under Pesticide Registration Notice (PRN) 98-10 for the above referenced product. The Antimicrobials Division (AD) has conducted a review of this request for its applicability under PRN 98-10 and finds that the action requested falls within the scope of PRN 98-10.

The label submitted with the application has been stamped “Notification” and will be placed in our records.

Should you wish to add/retain a reference to the company’s website on your label, then please be aware that the website becomes labeling under the Federal Insecticide Fungicide and Rodenticide Act and is subject to review by the Agency. If the website is false or misleading, the product would be misbranded and unlawful to sell or distribute under FIFRA section 12(a)(1)(E). 40 CFR 156.10(a)(5) list examples of statements EPA may consider false or misleading. In addition, regardless of whether a website is referenced on your product’s label, claims made on the website may not substantially differ from those claims approved through the registration process. Therefore, should the Agency find or if it is brought to our attention that a website contains false or misleading statements or claims substantially differing from the EPA approved registration, the website will be referred to the EPA’s Office of Enforcement and Compliance.

Page 2 of 2
EPA Reg. No. 67262-41
Decision No. 524831

If you have any questions, you may contact Killian Swift at 703-308-6346 or via email at Swift.Killian@epa.gov.

Sincerely,

A handwritten signature in blue ink that reads "Wanda J. Fuller, for". The signature is written in a cursive style.

Demson Fuller, Product Manager 32
Regulatory Management Branch II
Antimicrobials Division (7510P)
Office of Pesticide Programs

*{All text in brackets [xxx] is optional and may or may not be included on a final label.}
{All text in braces {xxx} is administrative and will not appear on a final label.}*

T-0034

ACTIVE INGREDIENT:

Trichloro-s-triazinetrione 91.57%

Copper Sulfate pentahydrate*0.99%

OTHER INGREDIENTS:7.44%

TOTAL INGREDIENTS:100.00%

Available Chlorine 84%

*Metallic copper equivalent 0.25%

KEEP OUT OF REACH OF CHILDREN DANGER

See [back] [side] panel for First Aid and additional Precautionary Statements. *{If First Aid appears on back or side panel}*

See [back] [side] panel for additional Precautionary Statements. *{If First Aid appears on front panel}*

{Note to reviewer: Although this product has a “Danger” signal word, as per the EPA label review manual “The Agency may permit reasonable variations in the placement of the First Aid statement as long as the reference statement, “See First Aid (or Statement of Practical Treatment) on (identify appropriate panel)” appears on the front panel.”}

MANUFACTURED FOR:

RECREATIONAL WATER PRODUCTS, INC.

[AQUA CHEM DIVISION]

[PoolTime Division]

PO BOX 1449

BUFORD, GEORGIA 30515

NET [WEIGHT] [CONTENTS]: *{as indicated on container}*

EPA REG. NO. 67262-41

EPA EST. NO. 5185-GA-1 [(BL)] {or} [(Z)]

7616-CA-1 [(C)]

NOTIFICATION

67262-41

The applicant has certified that no changes, other than those reported to the Agency have been made to the labeling. The Agency acknowledges this notification by letter dated:

01/10/2017

{If multiple EPA Establishment Numbers appear on the label.}

[Actual establishment shown in code above or below label printed on [bottle] [container]]

[Letter designation in lot code printed above or below on [bottle] [container] identifies actual establishment.]

[Made in USA]

[NOTE: Any questions or comments about [brand name] products?] [In the continental U.S. call [phone number]]. Ask for your free pool care booklet.] [Questions or comments call [phone number]]

[[Questions?] [Pool Care Tips?] [phone number]] [website] [Visit [brand name] Web Site at [website]]

{Multi-Functional}

[Multi-purpose[sanitizer] [chlorine tablet] [chlorinator][chlorine stick] [algaecide][Kills Algae][Prevents Algae][Kills Bacteria][Destroys Organic Waste][organic contaminant remover**] [clarifier][enhances filtration][softens water] [protects equipment][equipment protector][Prevents Scale][Prevents Corrosion][improves swimmer comfort] [stabilizer][sunlight protection]

[All-in-One [sanitizer] [chlorine tablet] [chlorinator][chlorine stick] [algaecide][Kills Algae][Prevents Algae][Kills Bacteria][Destroys Organic Waste][organic contaminant remover**] [clarifier][enhances filtration][softens water] [protects equipment][equipment protector][Prevents Scale][Prevents Corrosion][improves swimmer comfort] [stabilizer][sunlight protection]

[Multi-functional [sanitizer] [chlorine tablet] [chlorinator][chlorine stick] [algaecide][Kills Algae][Prevents Algae][Kills Bacteria][Destroys Organic Waste][organic contaminant remover**] [clarifier][enhances filtration][softens water] [protects equipment][equipment protector][Prevents Scale][Prevents Corrosion][improves swimmer comfort] [stabilizer][sunlight protection]

[2][3][4][5][6][7][8] – in [1][One] [Formula][sanitizer] [chlorine tablet] [chlorinator][chlorine stick] [algaecide][Kills Algae][Prevents Algae][Kills Bacteria][Destroys Organic Waste][organic contaminant remover**] [clarifier][enhances filtration][softens water] [protects equipment][equipment protector][Prevents Scale][Prevents Corrosion][improves swimmer comfort][stabilizer][sunlight protection]

With built in [algaecide][metal stain inhibitor][scale preventative][corrosion preventative][water softener][stabilizer][sunlight protection][clarifier]

**[such as] [body & suntan oils] [body oils] [&] [suntan oils] [&] [sweat] [perspiration] [&] [lotions] [&] [urine]

{General Statements}

[Formulated for Pools exposed to [High Heat][Warm Weather] to help [fight algae][and][last longer][and][prevent scale [formation]][and][soften water] [and][or] [create clear water]]
[[High Heat] [Warm Weather] resistant formula helps [fight algae][and][last longer][and][prevent scale [formation]][and][soften water] [and] [or] [create clear water]]
[Protects Pools against [High Heat] [and] [or] [Warm Weather] [Conditions]]
[Protects Pools against [scaling] [scale formation] caused by Hard [Source] Water]
[Prevents [scaling] [scale formation] caused by Hard [Source] Water]
[Formulated for Pools exposed to [High Heat] [and] [Hard Water] [and] [Heavy Rain] [conditions]]
[Long-lasting] Multifunctional Formula for Pools exposed to [High Heat][Warm Weather] [and][Hard Water] [and] [Heavy Rain] conditions to help [fight algae][and][last longer][and][prevent scale][and][soften water] [and] [create clear water]]

{Algae and Bacteria Control}

[Kills Bacteria]
[Controls bacteria]
[Controls algae]
[Prevents algae]
[Algae prevention]
[Controls bacteria and [prevents] [controls] algae for clear [inviting] water]
[Kills bacteria and [prevents] [controls] algae for clean and clear water with less effort]
[Kills [bacteria] [and prevents] [and controls] algae]
[Sanitizes and [prevents] [controls] algae]
[Sanitizer and algaecide]
[Algae [fighter][killer][preventer]]
[Prevents algae [outbreaks] [growth] [blooms] and kills bacteria]
[Kills bacteria for clean, ready-to-swim water]

[Kills [& prevents] [& controls] all types of pool algae]
 [Prevents algae [outbreaks] [blooms] [growth] and kills bacteria]
 [[With] Algae-killing formula]
 [With Blue Algae Fighting Crystals]
 [Kills Bacteria]
 [Kills Bacteria and Algae]
 [Kills algae]
 [Protects Against Algae]
 [Guards Against Algae]
 [Controls Algae]
 [For [clean] [clear] [algae-free] water]
 [Treats visible algae]
 [Kills and controls all pool algae types]
 [Pool algacide]
 [[Prevents] [Controls] all types of algae]
 [Effective [kill] [and] [prevent] [controls] algae treatment]
 [Algae Protection]
 [[With] [Blue] algae –Killing Crystals]
 [[Prevents] [Controls] [Future] Algae [Growth]]
 [Controls][Kills] Bacteria and [Controls] Algae]
 [Provides continuous protection against [bacteria] [and] [algae]]
 [Continuously protects against [bacteria] [and] [&] [algae]]
 [Kills bacteria [+] [&] [destroys] [eliminates] organic contaminants**]
 **[such as] [body & suntan oils] [body oils] [&] [suntan oils] [&] [sweat] [perspiration] [&] [lotions] [&]
 [urine]

[[Fights][Controls] [Prevents][Kills] algae [caused by] [[associated][connected] with] [prolonged] [High Heat][Warm Weather][and][[Intense] sunlight] [and] [or] [Heavy Rain]]
 [With Algae-killing formula to fight algae [caused by] [[associated][connected] with] [prolonged][High Heat][Warm Weather] [and][[Intense] sunlight] [and] [or] [Heavy Rain]]
 [[Fights] [Controls] [Prevents] [Kills] all types of algae [caused by] [[associated][connected] with] [prolonged][High Heat][Warm Weather] [and] [[Intense] Sunlight] [and] [or] [Heavy Rain]]
 [[Algae [Fighter] [Preventer] [Killer][Eliminator] for periods of [prolonged][High Heat][Warm Weather] [and] [[Intense] sunlight] [and] [or] [Heavy Rain]]
 [[Treats][Prevents][Fights][Controls][Kills] [all-types][of] algae [caused by] [[associated][connected] with] [prolonged][High Heat][Warm Weather][and][[Intense] sunlight] [and][or] [Heavy Rain]]
 [[Prevents][Fights][Controls][Kills] [green][black] [and] [or] [mustard] algae [caused by] [[associated][connected] with] [prolonged][High Heat][Warm Weather][and][[Intense] sunlight] [and][or] [Heavy Rain]]
 [For [Clean] [Clear] Algae-free water during [prolonged] [consistent] [periods] [times of] [High Heat] [Warm Weather][and][[Intense] sunlight] [and][or] [Heavy Rain]]
 [Provides [continuous] algae-killing [protection] against [all types of] algae [caused by] [[associated][connected] with] [High Heat][Warm Weather][and][[Intense] sunlight] [and][or] [Heavy Rain]]
 [Formulated to [Fight][Control] [Prevent][Kill] all types of algae [caused by] [[associated][connected] with] [prolonged][High Heat][Warm Weather][and][[Intense] Sunlight] [and][or] [Heavy Rain]]

{Stabilizer}

[With built-in Sunlight Protector]
 [With Sunlight protector]
 [Sunlight protection]
 [Sunlight protected]

[With [built-in] sunlight protection]
 [Built-in Stabilizer] [Protects against sunlight [to last longer]]
 [Built-in Stabilizer][protects against sunlight burn-off]
 [Built-in SunShield® protector [allows] [makes] [chlorine] [to] last longer in [High Heat][Warm Weather] [and][[Intense] sunlight][sunlit] [areas] [conditions]]
 [Sunlight Protection [allows] [makes] [chlorine] [to] last longer in [High Heat] [Warm Weather] [and][Intense] [sunlight] [sunlit] [areas] [conditions]]
 [SunShield® Protection [allows] [makes] [chlorine] [to] last longer in [High Heat] [Warm Weather] [and][Intense] [sunlight] [sunlit] [areas] [conditions]]
 [SunShield® protects chlorine against [High Heat] [Warm Weather] [and][[Intense] Sunlight]]
 [Built-in Stabilizer [to] protect[s] [chlorine] against [intense] sunlight [conditions] [and] [to] [last longer]]
 [Sunshield® protects chlorine from [intense] sunlight]
 [Slow-Dissolving [Tablet] [Sanitizer] for [long-lasting protection] in [High Heat][Warm Weather] [areas] [and][Intense] [sunlight] [sunlit][areas] [conditions]]
 [Stabilized slow-dissolving [Tablet][Sanitizer] to last [longer] in [High Heat][Warm Weather] [areas] [and][Intense] [sunlight] [sunlit] [conditions]]
 [[Long-lasting][and][Slow-dissolving] [tablet] [sanitizer] to withstand [High Heat][Warm Weather] [areas][and] [Intense] [sunlight] [sunlit] [conditions]]
 [Controlled dissolving Chlorinating Sanitizer [to last longer] in [High Heat][Warm Weather] [areas] [and][Intense] [sunlight] [sunlit] [conditions]]
 [Formulated [with SunShield®] for long-lasting performance]
 [Slow-dissolving tablet [with SunShield®] for long-lasting protection]

{Dissolution}

[Long lasting][sanitization]
 [Slow-dissolving][sanitizer]
 [Concentrated, stabilized, slow-dissolving sanitizer]
 [Concentrated, slow-dissolving sanitizer]
 [Long lasting [slow-dissolving] [8oz][1lb][sanitizer][chlorinating][chlorine][stick][tablet]]

{Corrosion and Metal Staining}

[Helps prevent corrosion & metal staining]
 [Reduces Scale Formation]
 [Prevents Scale Formation]
 [Scale Inhibitor]
 [Protects pool equipment for longer life]
 [Gentle on equipment – prevents corrosion/metal staining]
 [Protects equipment]
 [Corrosion prevention]
 [Helps prevent corrosion]
 [Prevents Corrosion]
 [Corrosion inhibitor]
 [Prevents Metal Staining]
 [Metal Stain Inhibitor]
 [Prevents [corrosion] [&] [scale] [&] [metal staining]]
 [[Prevents] [Reduces] scale [formation] caused by hard [source] water]
 [Protects equipment [and pool surfaces] against scale caused by hard [source] water]
 [[Prevents] [Reduces] [corrosion] [and] [scale] [formation] [and] [metal staining] caused by hard [source] water]
 [Helps prevent [scale] [scaling] [scale formation] caused by hard [source] water]
 [[Prevents [Scale] [Scale formation] caused by hard [source] water]

[Scale [Inhibitor] [Preventer] prevents scaling caused by hard [source] water [and] [protects equipment]]
[Formulated to prevent [scale] [scale formation] caused by hard [source] water]
[Built-in scale preventative and sunlight protector protects against [prolonged] [High Heat][Warm Weather][and] [[Intense] Sunlight] [and][or] [Heavy Rain] conditions]
[Built-in metal stain inhibitor, scale preventative, water softener protects against [prolonged][High Heat][Warm Weather][and] [[Intense] Sunlight] [and][or] [Heavy Rain] conditions]]

{Soft Water}

[Makes water silky smooth]
[Makes water soft and smooth]
[Softens Water]
[Water softening]
[Softens [hard] water [for swimmer comfort]]
[Softens [hard] water [to protect equipment]]
[[Water softener] [water softening] to [fight against] [reduce] hard water]
[Water softener makes hard water pool [silky] smooth]]

{Water Clarity}

[[Prevents] [Eliminates] [Quickly] [Clears] [cloudy] [murky] [green] water]
[[Improves] [Enhances] filtration]
[Clarifier enhances filtration]
[Improves filter performance]
[Clears Cloudy Water]
[Quickly Clears Cloudy Water]
[Creates Sparkling Water]
[Provides Crystal Clear Water]
[Restores Water Clarity]
[Clarifies water]
[Gathers debris for easy filtration]
[Contains a Filter Enhancer]
[Produces Sparkling Clean Swimming Pool Water]
[Keeps water clean]
[Easy, one-step solution for clean water]
[Easy, one-step solution for clear water]
[Easy, one-step solution for clean, clear water]
[Creates crystal clear water]
[For crystal clear water]
[Provides [crystal] [sparkling] clear water]
[[Prevents][Eliminates][Clears] [cloudy][murky][green] water more prevalent in [High Heat][Warm Weather][and] [[Intense] sunlight] [and][or] [Heavy Rain] conditions]]
[[Prevents][Eliminates][Clears] [cloudy] water affected by [High Heat][Warm Weather][and] [[Intense] sunlight] [and][or] [Heavy Rain]]
[[Prevents][Eliminates] cloudy water from organic contaminants** that build up more quickly in [High Heat][Warm Weather][and] [[Intense] sunlight] [and][or] [Heavy Rain][areas] conditions]]
**[such as] [body & suntan oils] [body oils] [&] [suntan oils] [&] [sweat] [perspiration] [&] [lotions] [&] [urine]
[Creates [crystal] [sparkling] clear water in [High Heat][Warm Weather][and] [[Intense] sunlight][change in temperatures]][and][or] [Heavy Rain] conditions]]
[[Provides [crystal] [clear] [Sparkling]] water in [High Heat][Warm Weather][and] [[Intense] sunlight][change in temperatures]] [and][or] [Heavy Rain] conditions]]

[Keeps [and] [or] [Maintains] clear water [during] [High Heat][Warm Weather][and][[Intense] sunlight] [and][or] [Heavy Rain] [conditions]]

{Tab Color}

[Blue][Red][Green][Orange][embossed][*brand name*][Tablets][Tabs][Sticks]
[Blue][Red][Green][Orange][Sanitizer][Algae][Clarifier][*brand name*][Tablets][Tabs][Sticks]
[Blue][Tablets][Tabs][Sticks] [with Algae Fighting Crystals]
[Blue][Red][Green][Orange][speckled][*brand name*][Tablets][Tabs][Sticks]
[Tab][Stick] color may fade once in contact with water. [This is normal as it is a sign that it is working]]

{Organic Contaminants}

[[Destroys] [Breaks down] [Eliminates] [Controls] swimmer contaminants [such as] [including] [oils] [sweat] [lotion] [urine] [pee]]
[[Destroys] [Breaks down] [Eliminates] organic contaminants**]
[Removes organic contaminants** [for clear water]]
[Removes swimmer contaminants** [for clear water]]
**[such as] [body & suntan oils] [body oils] [&] [suntan oils] [&] [sweat] [perspiration] [&] [lotions] [&] [urine]

{Tablet Description}

[Individually wrapped [tablets][tabs][sticks]
[Single [use] [wrapped] [tablets][tabs][sticks]
[Approximate†] [Approx.†] [x] [1/2 lb] [.5 lb] [8 oz][11lb][16oz][sup][Jumbo] [Size] [Tabs] [Tablets][sticks]]
{Where x equals the approximate number of tablets in container, depending on size.}
[† Product filled by weight, not tablet count.]
[Each [Tab][Stick][Tablet]weighs [8 oz] [1/2 lb] [.5 lb][11lb][16oz]]

{XtraBlue Advantage}

[[Extra] [Xtra] Blue Advantage]
[[Extra] [Xtra] Kills Algae
[[Extra] [Xtra] With Blue Algae Fighting Crystals
[[Extra] [Xtra] [[with] Algae-Killing Crystals]
[[Extra] [Xtra] Corrosion Prevention]
[[Extra] [Xtra] Corrosion Inhibitor]
[[Extra] [Xtra] Prevents Metal Staining]
[[Extra] [Xtra] Metal Stain Inhibitor]
[[Extra] [Xtra] Reduces Scale Formation]
[[Extra] [Xtra] Equipment Protection]
[[Extra] [Xtra] Scale Prevention]
[[Extra] [Xtra] Protects Equipment]
[[Extra] [Xtra] Prevents Corrosion and Scale [Formation]]
[[Extra] [Xtra] Softens Water
[[Extra] [Xtra] [Clarifier enhances filtration]
[[Extra] [Xtra] [Improves filter performance]
[[Extra] [Xtra] [Clears Cloudy Water]
[[Extra] [Xtra] [Quickly Clears Cloudy Water]
[[Extra] [Xtra] [Creates Sparkling Water]
[[Extra] [Xtra] [Provides Crystal Clear Water]
[[Extra] [Xtra] [Restores Water Clarity]

[[Extra] [Xtra] [Clarifies water]

{Optional marketing statements to be used for 6 months on label of revised formulation or introduction by a new brand (supplemental distributor)}

[NEW [Improved][Multi-functional] Formula]

[New Compound Action Formulation]

[New!]

{Application}

[When?] *{For use on front panel of label as a header above/beside text chosen from accepted label text that relates to the consumer anticipated frequency of product use.}*

[2 X a week*] *{For use on front panel when directions for use includes weekly algae prevention dosage rates.}*

[*Approximate addition rate. Please refer to directions for use.]

[Sanitization]

{Optional marketing statements that may be used with pool sanitization with 1 inch tablets.}

[Slow-Dissolving Sanitizer for Routine Use in Automatic Feeders or Floaters]

[For use in Automatic Feeders or Floaters]

[Multifunctional 1" Chlorinating Tablet]

[[1"] [long lasting] [multifunctional] tablets]

[Feeder]

[Floater]

{The chart below is optional. Applicable to 1 inch tablets.}

[Application Methods]	FEEDER & FLOATER]		
[Surface Types]	Aggregate	Concrete	Fiberglass
	Gunite	Plaster	Vinyl]
[Filter Types]	D.E., Sand, Cartridge, Zeolite]		

{Optional marketing statements that may be used with pool sanitization with 3 inch tablets.}

[Slow-Dissolving Sanitizer for Routine Use in Automatic Feeders, Floaters, or Plastic Skimmers]

[For use in Automatic Feeders, Floaters or Plastic Skimmers]

[Multifunctional 3" Chlorinating Tablet]

[3" Chlorinating Tabs]

[[3"] [long lasting] [multifunctional] tablets]

[Skimmer]

[Feeder]

[Floater]

{The chart below is optional. Applicable to 3 inch tablets.}

[Application Methods]	FEEDER, FLOATER OR SKIMMER]		
[Surface Types]	Aggregate	Concrete	Fiberglass
	Gunite	Plaster	Vinyl]
[Filter Types]	D.E., Sand, Cartridge, Zeolite]		

{Sticks}

[Slow-Dissolving Sanitizer for Routine Use in [Automatic Feeders], [Floaters], or [Plastic Skimmers]]
 [For use in [Automatic Feeders], [Floaters] or [Plastic Skimmers]]
 [Multifunctional Chlorinating Stick]

{Step Systems}

[Easy 1 2 3 Pool Care Brand System]
 [Step 2]
 [Sanitizer]
 [Sanitizer and Algaecide]
 [Sanitizer and Algicide]
 [Sanitizer and Remedy]
 [Step 2 and 4]
 [Step 2 and Remedy]

{The “Pool Essentials System” box below may be placed on the label to allow easy product category identification by consumers.}

{When sold with chlorinate directions only}

Pool Essentials System	<input type="checkbox"/>	<input checked="" type="checkbox"/>	<input type="checkbox"/>	<input type="checkbox"/>
	balance	chlorinate	shock	algaecide

{When sold with Chlorinate/algae kill directions}

Pool Essentials System	<input type="checkbox"/>	<input checked="" type="checkbox"/>	<input type="checkbox"/>	<input checked="" type="checkbox"/>
	balance	chlorinate	shock	algaecide

{The “4-step System” box below may be placed on the label to allow easy product category identification by consumers.}

{When sold with chlorinate directions only}

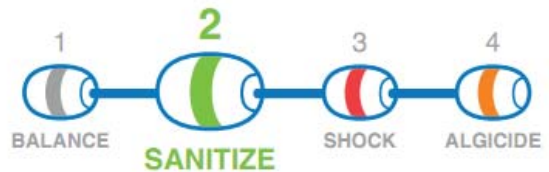
4-step System	(1) balance	(√) chlorinate	(3) shock	(4) algaecide
---------------	----------------	-------------------	--------------	------------------

{When sold with chlorinate/algae kill directions}

4-step System	(1) balance	(√) chlorinate	(3) shock	(√) algaecide
---------------	----------------	-------------------	--------------	------------------

[Optional Graphics]

{The “4-step System” graphics below may be placed on the label to allow easy product category identification by consumers.}



4 step system:



4-Step System ① ② ③ ④



{Reader Notes: In a three step pool program the 3 steps are: 1-balance water, 2-sanitize water, 3 - shock water. The Easy 1, 2, 3 Pool Care Brand System logo is to remind the consumer know there are multiple steps in pool care.}



{Reader Notes: “6 in 1 Formula” is to let the consumer know that this product provides 6 benefits in one product: (1) oxidizes, (2) clarifies, (3) prevents corrosion, (4) prevents scale, (5) protects equipment, (6) softens water.}



{Reader Notes: The QR (quick reference) square provides a symbol that is used with a smart phone so that the user can quickly link to information about the product/brand. “FPO” is “for position only”. A working quick reference square will be provided on production labels.}



[Child hazard graphic]



{Directions to be used for pool sanitization with 1 inch tablets, Option A}

POOL SANITIZATION WITH 1 INCH TABLETS

[WHY TO USE THIS PRODUCT: For use in feeders and floaters, this multifunctional sanitizer kills bacteria and controls algae, destroys organic contaminants**, prevents metal staining and corrosion, reduces scale formation, serves as a clarifier and softens water.

The [blue] [speckled][multi-layered] gives you crystal blue soft sparkling water and protects your investment.]

[**[such as] [body & suntan oils] [body oils] [&] [suntan oils] [&] [sweat] [perspiration] [&] [lotions] [&] [urine]]

{or}

[WHY TO USE THIS PRODUCT: This product kills bacteria [and controls algae][destroys organic contaminants**][prevents staining][reduces scale][prevents corrosion][clarifies][&][softens water] in swimming pools.

[**[such as] [body & suntan oils] [body oils] [&] [suntan oils] [&] [sweat] [perspiration] [&] [lotions] [&] [urine]]

IMPORTANT NOTES:

1. Shock your pool every week and also after heavy rain or heavy use to help keep your pool water properly maintained.
2. Sunlight, rainfall, temperature, number of swimmers, and frequency of pool use affect the rate of chlorine residual loss. Adjust cleaning and chemical maintenance accordingly.
3. Use this product in an automatic feeder or floater designed for this product.
4. Do not add other chemicals into the feeder or floater where this product is in use as a fire or explosion may occur.
5. To avoid damage to pool surface or materials do not allow product to come in direct contact with these materials. Do not throw tablets directly into pool.

DIRECTIONS FOR USE: It is a violation of Federal Law to use this product in any manner inconsistent with its labeling. Read entire label and use strictly in accordance with precautionary statements and directions.

BEFORE YOU BEGIN:

1. Ensure all pool equipment is working properly. Adjust stabilizer levels to a minimum of 30 PPM with stabilizer.
2. Test the water's pH, alkalinity, and calcium hardness and adjust to the correct level. Adjust pH to 7.2-7.6. Adjust alkalinity to 80-125 PPM for plaster pools and 125-150 for vinyl or fiberglass pools. Adjust calcium hardness to 175-275. Be sure to follow label directions when using other products as outlined in directions for this product.
3. Check the free available chlorine level and adjust to 1-4 PPM by adding a granular chlorinating product.

NOW USE THIS PRODUCT**START-UP/INITIAL TREATMENT:**

1. If water is cloudy or green, super chlorinate pool with appropriate shock product until pool is clear.
2. Add 16 ounces of this product (approximately 27 tablets) per 10,000 gallons of pool water to feeder or floater and then test for the free available chlorine level (allow water to circulate at least 4 hours before testing). Adjust the feeder or floater following manufacturer's instructions to establish a free available chlorine level between 1-4 PPM.
3. When free available chlorine level is adjusted to 1-4 ppm, add the [algicide] *{or}* [algaecide] appropriate to your needs.

ROUTINE MAINTENANCE:

Add 16 ounces of this product (approximately 27 tablets) per 10,000 gallons of pool water per week, or as often as needed, to the floater or feeder to maintain a constant free available chlorine level of 1-4 PPM. Sunlight, rainfall, temperature, number of swimmers, and frequency of pool use affect the rate of chlorine residual loss so check the floater or feeder often and refill as needed.

Reentry into treated swimming pools is prohibited when free available chlorine levels are above 4 PPM due to risk of body injury.

{Directions to be used for pool sanitization with 1 inch tablets, Option B}

[How?]

DIRECTIONS FOR USE:

It is a violation of Federal Law to use this product in any manner inconsistent with its labeling. Read entire label and use strictly in accordance with precautionary statements and directions.

To Keep Water Clean:

- Test and balance water before using this product. Visit [*website*] for complete pool balancing instructions.
- If the pool is cloudy or green, add a granular shock product; follow application directions on that product.
- Add tabs to an appropriate feeder or floater to bring chlorine level to 1-4 ppm; refill as needed to maintain 1-4 ppm.
- When chlorine level is adjusted to 1-4 ppm, add the [*algicide*] {or} [*algaecide*] appropriate to your needs.
- Do not add other chemicals through the feeder when using this product as an explosion might occur.
- Direct contact with pool surface or equipment may cause damage; do not add directly to the pool.
- Apply more product after heavy use, high temperatures, or rain. To keep water clear, shock pool on a weekly basis.

Reentry into treated swimming pools is prohibited above levels of 4 ppm chlorine due to risk of body injury.

{Directions to be used for pool sanitization with 1 inch tablets, Option C}

DIRECTIONS FOR USE:

It is a violation of Federal Law to use this product in any manner inconsistent with its labeling. Read entire label and use strictly in accordance with precautionary statements and directions.

Test and balance water prior to use. Adjust pH to 7.2-7.6 [and free chlorine to 1-4ppm]. Visit [*website*] for [free water analysis] [&] [personalized product and dosage recommendations].

Use: Protects against algae and bacteria for water that stays clean, clear & free of visible algae.

Application Methods	
If water is cloudy or green, add a granular shock product per label directions.	
Feeder & Floater	Fill with [tabs] [tablets] and adjust output to bring chlorine to 1-4 ppm, test and refill as needed to maintain 1-4 ppm.
Do Not apply other chemicals through feeder as an explosion might occur. Direct contact with pool surfaces or equipment may cause damage.	

For best results: Apply more product after heavy pool use, high temperatures or rain to maintain 1-4 ppm.

Re-entry into treated swimming pools is prohibited above levels of 4 ppm chlorine due to risk of body injury.

{Directions to be used for pool sanitization with 3 inch tablets, Option A}

POOL SANITIZATION WITH 3 INCH TABLETS

[WHY TO USE THIS PRODUCT: For use in feeders, floaters or skimmers, this multifunctional sanitizer kills bacteria and controls algae, destroys organic contaminants**, prevents metal staining and corrosion, reduces scale formation, serves as a clarifier and softens water.

The [blue] [speckled][multi-layered] gives you crystal blue soft sparkling water and protects your investment.]

[**[such as] [body & suntan oils] [body oils] [&] [suntan oils] [&] [sweat] [perspiration] [&] [lotions] [&] [urine]]

{or}

[WHY USE THIS PRODUCT: [This product] *{or}* [This multi-functional [blue][speckled][layered][product][tablet][tab] that does more:

- Kills bacteria [and controls algae]
- Prevents metal staining and corrosion
- Reduces scale formation
- Makes water [silky] *{or}* [soft and] smooth
- Destroys organic contaminants**
- Clears Cloudy Water [by enhancing filtration]
- Softens water

[**[such as] [body & suntan oils] [body oils] [&] [suntan oils] [&] [sweat] [perspiration] [&] [lotions] [&] [urine]

[3 Inch Tabs] *{or}* [This product] is stabilized, [which protects chlorine from sunlight, so you use less.] *{or}* [sunlight protected chlorine.]

The [blue] [speckled][multi-layered] gives you crystal blue soft sparkling water and protects your investment.]

{or}

[WHY TO USE THIS PRODUCT: This product kills bacteria [and controls algae][destroys organic contaminants**][prevents staining][reduces scale][prevents corrosion][clarifies][&][softens water] in swimming pools.

[**[such as] [body & suntan oils] [body oils] [&] [suntan oils] [&] [sweat] [perspiration] [&] [lotions] [&] [urine]

IMPORTANT NOTES:

1. Shock your pool every week and also after heavy rain or heavy use to help keep your pool water properly maintained.
2. Sunlight, rainfall, temperature, number of swimmers, and frequency of pool use affect the rate of chlorine residual loss. Adjust cleaning and chemical maintenance accordingly.
3. Use this product in an automatic feeder, floater, or skimmer designed for this product.
4. Do not add other chemicals into the feeder, floater, or skimmer where this product is in use as a fire or explosion may occur. Use this product in a skimmer only if the skimmer and the piping between skimmer and pump are plastic. In vinyl pools, do not leave the pump turned off for more than 8 hours when this product is in the skimmer. If the pump is off for more than 8 hours, bleaching and damage to liner may occur.
5. To avoid damage to pool surface or materials do not allow product to come in direct contact with these materials. Do not throw tablets directly into pool.

DIRECTIONS FOR USE: It is a violation of Federal Law to use this product in any manner inconsistent with its labeling. Read entire label and use strictly in accordance with precautionary statements and directions.

BEFORE YOU BEGIN:

1. Ensure all pool equipment is working properly. Adjust stabilizer levels to a minimum of 30 PPM with stabilizer.
2. Test the water's pH, alkalinity, and calcium hardness and adjust to the correct level. Adjust pH to 7.2-7.6. Adjust alkalinity to 80-125 PPM for plaster pools and 125-150 for vinyl or fiberglass pools. Adjust calcium hardness to 175-275. Be sure to follow label directions when using other products as outlined in directions for this product.
3. Check the free available chlorine level and adjust to 1-4 PPM by adding a granular chlorinating product.

NOW USE THIS PRODUCT**START-UP/INITIAL TREATMENT:**

1. If water is cloudy or green, superchlorinate pool with appropriate shock product until pool is clear.
2. If using a feeder or floater, add 16 ounces of this product (two tablets) per 10,000 gallons of pool water to feeder or floater and then test for the free available chlorine level (allow water to circulate at least 4 hours before testing). Adjust the feeder or floater following manufacturer's instructions to establish a free available chlorine level between 1-4 PPM.
3. If using a plastic skimmer, add 16 ounces of this product (two tablets) per 10,000 gallons of pool water and test for the free available chlorine level (allow water to circulate at least 4 hours before testing), adding more tablets as necessary to establish a free available chlorine level of 1-4 PPM.
4. When free available chlorine level is adjusted to 1-4 ppm, add the [algicide] *{or}* [algaecide] appropriate to your needs.

ROUTINE MAINTENANCE:

Add 16 ounces of this product (two tablets) per 10,000 gallons of pool water per week, or as often as needed, to the floater, feeder or skimmer to maintain a constant free available chlorine level of 1-4 PPM. Sunlight, rainfall, temperature, number of swimmers, and frequency of pool use affect the rate of chlorine residual loss so check the floater, feeder or skimmer often and refill as needed.

Reentry into treated swimming pools is prohibited when free available chlorine levels are above 4 PPM due to risk of body injury.

{Directions to be used for pool sanitization with 3 inch tablets, Option B}

[How?]

DIRECTIONS FOR USE:

It is a violation of Federal Law to use this product in any manner inconsistent with its labeling. Read entire label and use strictly in accordance with precautionary statements and directions.

To Keep Water Clean:

- Test and balance water before using this product. Visit [*website*] for complete pool balancing instructions.
- If the pool is cloudy or green, add a granular shock product; follow application directions on that product.
- **Feeder/Floater:** Add tabs to an appropriate feeder or floater to bring chlorine level to 1-4 ppm; refill as needed to maintain 1-4 ppm.
- **Skimmer:** Add two tabs per 10,000 gallons of pool water to bring chlorine level to 1-4 ppm. Add additional product as needed to maintain 1-4 ppm.
- When chlorine level is adjusted to 1-4 ppm, add the [*algicide*] {or} [*algaecide*] appropriate to your needs.
- Do not add other chemicals through the feeder when using this product as an explosion might occur.
- Direct contact with pool surface or equipment may cause damage; do not add directly to the pool.
- Apply more product after heavy use, high temperatures, or rain. To keep water clear, shock pool on a weekly basis.

Reentry into treated swimming pools is prohibited above levels of 4 ppm chlorine due to risk of body injury.

{Directions to be used for pool sanitization with 3 inch tablets, Option C}

DIRECTIONS FOR USE:

It is a violation of Federal Law to use this product in any manner inconsistent with its labeling. Read entire label and use strictly in accordance with precautionary statements and directions.

Test and balance water prior to use. Adjust pH to 7.2-7.6 [and free chlorine to 1-4ppm]. Visit [*website*] for [free water analysis] [&] [personalized product and dosage recommendations].

Use: Protects against algae and bacteria for water that stays clean, clear & free of visible algae.

Application Methods	
If water is cloudy or green, add a granular shock product per label directions.	
Feeder & Floater	Fill with [tabs] [tablets] and adjust output to bring chlorine to 1-4 ppm, test and refill as needed to maintain 1-4 ppm.
Skimmer	Add 2 [tabs] [tablets] per 10,000 gallons to bring chlorine to 1-4 ppm then add more tabs as needed to maintain 1-4 ppm.
Do Not apply other chemicals through feeder as an explosion might occur. Direct contact with pool surfaces or equipment may cause damage.	

For best results: Add more product after heavy pool use, high temperatures or rain to maintain 1-4 ppm.

Re-entry into treated swimming pools is prohibited above levels of 4ppm chlorine due to risk of body injury.

{Directions to be used for pool sanitization with sticks}

POOL SANITIZATION WITH STICKS

[WHY TO USE THIS PRODUCT: For use in feeders, floaters or skimmers, this multifunctional sanitizer kills bacteria and controls algae, destroys organic contaminants**, prevents metal staining and corrosion, reduces scale formation, serves as a clarifier and softens water.

The [blue] [speckled][embossed][sticks] gives you crystal blue soft sparkling water and protects your investment.]

[**[such as] [body & suntan oils] [body oils] [&] [suntan oils] [&] [sweat] [perspiration] [&] [lotions] [&] [urine]]

{or}

[WHY USE THIS PRODUCT: [These sticks] *{or}* [This multi-functional [blue][speckled][embossed][product][stick] that does more:

- Kills bacteria [and controls algae]
- Prevents metal staining and corrosion
- Reduces scale formation
- Makes water [silky] *{or}* [soft and] smooth
- Destroys organic contaminants**
- Clears Cloudy Water [by enhancing filtration]
- Softens water

[These sticks] *{or}* [This product] is stabilized, [which protects chlorine from sunlight, so you use less.] *{or}* [sunlight protected chlorine.]

The [blue] [speckled][embossed][sticks] gives you crystal blue soft sparkling water and protects your investment.]

[**[such as] [body & suntan oils] [body oils] [&] [suntan oils] [&] [sweat] [perspiration] [&] [lotions] [&] [urine]]

{or}

[WHY TO USE THIS PRODUCT: This product kills bacteria [and controls algae] in swimming pools.]

IMPORTANT NOTES:

1. Shock your pool every week and also after heavy rain or heavy use to help keep your pool water properly maintained.
2. Sunlight, rainfall, temperature, number of swimmers, and frequency of pool use affect the rate of chlorine residual loss. Adjust cleaning and chemical maintenance accordingly.
3. Use this product in an automatic feeder, floater, or skimmer designed for this product.
4. Do not add other chemicals into the feeder, floater, or skimmer where this product is in use as a fire or explosion may occur. Use this product in a skimmer only if the skimmer and the piping between skimmer and pump are plastic. In vinyl pools, do not leave the pump turned off for more than 8 hours when this product is in the skimmer. If the pump is off for more than 8 hours, bleaching and damage to liner may occur.
5. To avoid damage to pool surface or materials do not allow product to come in direct contact with these materials. Do not throw sticks directly into pool.

DIRECTIONS FOR USE: It is a violation of Federal Law to use this product in any manner inconsistent with its labeling. Read entire label and use strictly in accordance with precautionary statements and directions.

BEFORE YOU BEGIN:

1. Ensure all pool equipment is working properly. Adjust stabilizer levels to a minimum of 30 PPM with stabilizer.
2. Test the water's pH, alkalinity, and calcium hardness and adjust to the correct level. Adjust pH to 7.2-7.6. Adjust alkalinity to 80-125 PPM for plaster pools and 125-150 for vinyl or fiberglass pools. Adjust calcium hardness to 175-275 for vinyl or fiberglass pools. Be sure to follow label directions when using other products as outlined in directions for this product.
3. Check the free available chlorine level and adjust to 1-4 PPM by adding a granular chlorinating product.

NOW USE THIS PRODUCT**START-UP/INITIAL TREATMENT:**

1. If water is cloudy or green, superchlorinate pool with appropriate shock product until pool is clear.
2. If using a feeder or floater, add 16 ounces of this product (two sticks) per 10,000 gallons of pool water to feeder or floater and then test for the free available chlorine level (allow water to circulate at least 4 hours before testing). Adjust the feeder or floater following manufacturer's instructions to establish a free available chlorine level between 1-4 PPM.
3. If using a plastic skimmer, add 16 ounces of this product (two sticks) per 10,000 gallons of pool water and test for the free available chlorine level (allow water to circulate at least 4 hours before testing), adding more sticks as necessary to establish a free available chlorine level of 1-4 PPM.
4. When free available chlorine level is adjusted to 1-4 ppm, add the [algicide] *{or}* [algaecide] appropriate to your needs.

ROUTINE MAINTENANCE:

Add 16 ounces of this product (two sticks) per 10,000 gallons of pool water per week, or as often as needed, to the floater, feeder or skimmer to maintain a constant free available chlorine level of 1-4 PPM. Sunlight, rainfall, temperature, number of swimmers, and frequency of pool use affect the rate of chlorine residual loss so check the floater, feeder or skimmer often and refill as needed.

Reentry into treated swimming pools is prohibited when free available chlorine levels are above 4 PPM due to risk of body injury.

STORAGE AND DISPOSAL: Keep this product dry in original tightly closed container when not in use. Store in a cool, dry, well ventilated area away from heat or open flame. Moisture may decompose this product and cause a violent reaction leading to fire and explosion. In case of decomposition, isolate container if possible and flood area with large amounts of water to dissolve all material before discarding this container. Do not contaminate food or feed by storage or disposal. **CONTAINER DISPOSAL:** Non-refillable container. Do not reuse or refill this container. Offer for recycling if available. Rinse thoroughly before recycling or discarding in trash.

PRECAUTIONARY STATEMENTS:

HAZARDS TO HUMANS AND DOMESTIC ANIMALS: DANGER: Corrosive: Causes irreversible eye damage and skin burns. May be fatal if swallowed. Harmful if absorbed through skin. Harmful if inhaled. Avoid breathing dust or fumes. Do not get in eyes, on skin or on clothing. Wear goggles or safety glasses, protective clothing and rubber gloves when handling this product. Wash thoroughly with soap and water after handling and before eating, drinking, chewing gum, using tobacco or using the toilet. Remove and wash contaminated clothing before reuse. Prolonged or frequently repeated skin contact may cause allergic reactions in some individuals.

{When First Aid is not located on front panel of label, it will be separated by line rules from adjacent text and be in a different color.}

FIRST AID: IF IN EYES: Hold eye open and rinse slowly and gently with water for 15-20 minutes. Remove contact lenses, if present, after the first 5 minutes, then continue rinsing eye. Call a poison control center or doctor for treatment advice. **IF ON SKIN OR CLOTHING:** Take off contaminated clothing. Rinse skin immediately with plenty of water for 15-20 minutes. Call a poison control center or doctor for treatment advice. **IF SWALLOWED:** Call poison control center or doctor immediately for treatment advice. Have person sip a glass of water if able to swallow. Do not induce vomiting unless told to do so by the poison control center or doctor. Do not give anything by mouth to an unconscious person. **IF INHALED:** Move person to fresh air. If person is not breathing, call 911 or an ambulance, then give artificial respiration, preferably mouth-to-mouth, if possible. Call poison control center or doctor for treatment advice.

Have the product container or label with you when calling a poison control center or doctor, or going for treatment. [IN CASE OF MEDICAL EMERGENCY, CALL [1-877-800-5553] [or other phone number]

Note to Physician: Probable mucosal damage may contraindicate the use of gastric lavage.

PHYSICAL OR CHEMICAL HAZARDS: CONTAINS A STRONG OXIDIZING AGENT. Do not mix with other chemicals. Mix only with water. Never add water to product. Always add product to large quantities of water. When using automatic feeding devices, always follow manufacturer's directions as to the proper addition of sanitizer product to chlorinators. Use clean dry utensils. Do not add this product to any dispensing device containing remnants of any other product. Such use may cause a violent reaction leading to fire or explosion. Contamination with moisture, organic matter, or other chemicals will start a chemical reaction and generate heat, hazardous gas, possible fire and explosion. In case of contamination or decomposition, do not reseal container. If possible, isolate container in open air or well-ventilated area. Flood area with large volumes of water.

{Environmental hazards statement for end-use products in containers of less than 50 pounds (solid, dry weight).}

[ENVIRONMENTAL HAZARDS: This pesticide is toxic to fish and aquatic organisms.]

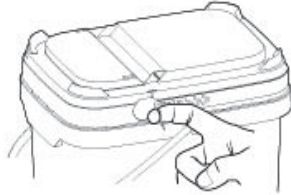
{Environmental hazards statement for end-use products in containers equal to or greater than 50 pounds (solid, dry weight).}

[ENVIRONMENTAL HAZARDS: This pesticide is toxic to fish and aquatic organisms. Do not discharge effluent containing this product into lakes, streams, ponds, estuaries, oceans or other waters unless in accordance with the requirements of a National Pollutant Discharge Elimination System (NPDES) permit and the permitting authority has been notified in writing prior to discharge. Do not discharge effluent containing this product to sewer systems without previously notifying the local sewage treatment plant authority. For guidance contact your State Water Board or Regional Office of the EPA.]

[NOTE: Buyer assumes all responsibility for safety and use not in accordance with directions.]

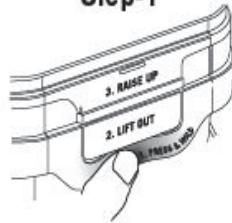
[NOTE: User assumes all responsibility for use not in accordance with directions.]

Tamper Evident Tear Strip
Tear away by using "ring pull" on either side of lid

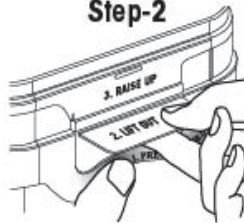


To open the lid (after the tear strip is removed)

Step-1



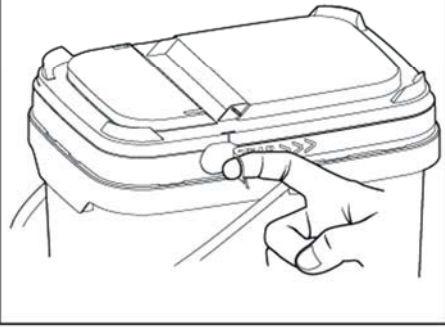
Step-2



Step-3

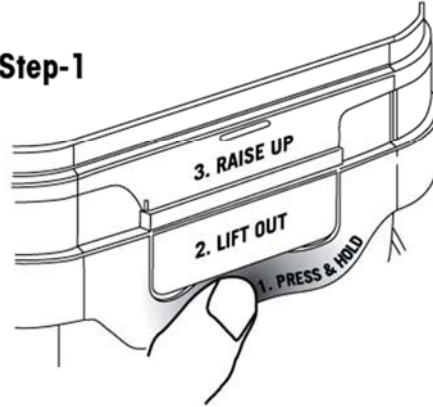


Tamper Evident Tear Strip
Tear away by using "ring pull" on either side of lid

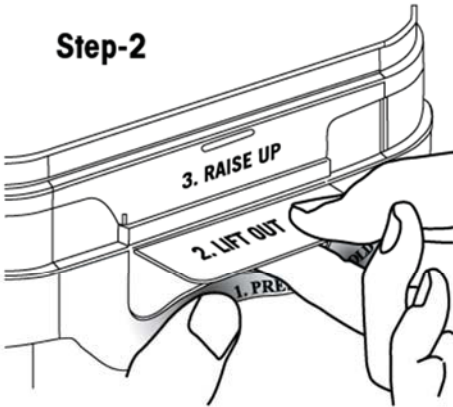


**To open the lid
(after the tear strip is removed)**

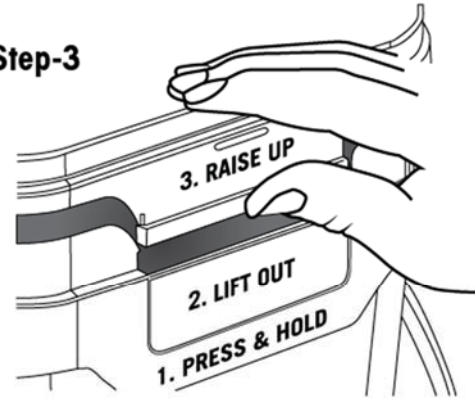
Step-1



Step-2



Step-3



Do not store in direct sunlight