

67262-37

7/21/2008

1825

UNITED STATES ENVIRONMENTAL PROTECTION AGENCY
WASHINGTON, DC 20460



Office of Pesticide Programs

July 21, 2008

FILE COPY

Mark Jernigan
Recreational Water Products, Inc.
P.O. Box 1449
Burford, GA 30515

Subject: **Duo Tab**
EPA Registration Number: 67262-37
Application Dated: June 20, 2000
Receipt Date: June 25, 2008

Dear Mr. Jernigan:

This acknowledges receipt of your notification, Submitted under the provision of PR Notice 98-10, FIFRA Section 3(c) 9.

Proposed Notification

- To add #1 balance to the 4 step system

General Comment

Based on a review of the material submitted, the following comment applies:

This notification is accepted and a copy has been inserted in your file for future reference.

Should you have any questions concerning this letter, please contact Wanda Henson at (703) 308-6345.

Sincerely,

Wanda Henson
Product Reviewer (32)
Regulatory Management Branch II
Antimicrobials Division (7510P)

2725



United States
Environmental Protection Agency
 Washington, DC 20460

<input type="checkbox"/>	Registration
<input type="checkbox"/>	Amendment
<input checked="" type="checkbox"/>	Other

OPP Identifier Number

Application for Pesticide - Section I

1. Company/Product Number 67262-37	2. EPA Product Manager E. Mitchell	3. Proposed Classification <input checked="" type="checkbox"/> None <input type="checkbox"/> Restricted
4. Company/Product (Name) Recreational Water Products, Inc./ DuoTab	PM# 32	
5. Name and Address of Applicant (Include ZIP Code) Recreational Water Products, Inc. PO Box 1449 Buford, GA 30515-1449 <input type="checkbox"/> Check if this is a new address	6. Expedited Review. In accordance with FIFRA Section 3(c)(3) (b)(i), my product is similar or identical in composition and labeling to: EPA Reg. No. _____ Product Name _____	

Section - II

<input type="checkbox"/> Amendment - Explain below.	<input type="checkbox"/> Final printed labels in response to Agency letter dated _____
<input type="checkbox"/> Resubmission in response to Agency letter dated _____	<input type="checkbox"/> "Me Too" Application.
<input checked="" type="checkbox"/> Notification - Explain below.	<input type="checkbox"/> Other - Explain below.

Explanation: Use additional page(s) if necessary. (For section I and Section II.)

Fee Determination: Fee Category - Not Applicable (Notification) mark.jernigan@chemtura.com

This notification is to add optional use claims. Please see cover letter for additional details and see attached page for certification.

Section - III

1. Material This Product Will Be Packaged In:				2. Type of Container	
Child-Resistant Packaging <input type="checkbox"/> Yes <input type="checkbox"/> No	Unit Packaging <input type="checkbox"/> Yes <input type="checkbox"/> No	Water Soluble Packaging <input type="checkbox"/> Yes <input type="checkbox"/> No		<input type="checkbox"/> Metal	<input type="checkbox"/> Plastic
* Certification must be submitted		If "Yes" Unit Packaging wgt.	No. per container	If "Yes" Package wgt	No. per container
				<input type="checkbox"/> Glass	<input type="checkbox"/> Paper
				<input type="checkbox"/> Other (Specify) _____	
3. Location of Net Contents Information <input type="checkbox"/> Label <input type="checkbox"/> Container		4. Size(s) Retail Container		5. Location of Label Directions <input type="checkbox"/>	
6. Manner in Which Label is Affixed to Product		<input type="checkbox"/> Lithograph Paper glued Stenciled		<input type="checkbox"/> Other _____	

Section - IV

1. Contact Point (Complete items directly below for identification of individual to be contacted, if necessary, to process this application.)		
Name Mark Jernigan	Title Federal Registration Manager	Telephone No. (Include Area Code) 678-502-4149
Certification I certify that the statements I have made on this form and all attachments thereto are true, accurate and complete. I acknowledge that any knowingly false or misleading statement may be punishable by fine or imprisonment or both under applicable law.		6. Date Application Received (Stamped)
2. Signature 	3. Title Federal Registration Manager	
4. Typed Name Mark Jernigan	5. Date June 20, 2008	

37
Recreational Water Products

3 7 25

June 20, 2008

Document Processing Desk (NOTIF)
Office of Pesticide Programs (7504P)
U. S. Environmental Protection Agency
Room S-4900, One Potomac Yard
2777 South Crystal Drive
Arlington, VA 22202

Re: DuoTab
EPA Registration No.: 67262-37

Dear Sir/Madam:

Please process the enclosed notification for the above referenced product.

The purpose of this notification is to:

Add optional use claims to the front panel. The proposed changes are marked on the attached label (located on pages 2 and 4). See explanation below for each proposed optional use claim.

Addition of optional use claims:

Claim 1: On May 5, 2008, Recreational Water Products submitted a notification to add the claim "1X a week." The Agency rejected the notification stating: "The Agency only accepts additions/changes in Directions for use by the amendment process." However, the current accepted label lists other "weekly" use claims. The addition of "1X a week" is another way of stating the same product addition frequency. Below is a list of the weekly claims already approved by the Agency.

[Lasts up to a week when using [Aqua Chem®] [DuoTab™] [Optimum] [Floating Chlorinator] [In Pool Chlorinator] [Floater] [Tab Dispenser]**]
[Weekly application**]

[Weekly application when using [Aqua Chem®] [DuoTab™] [Optimum] [Floating Chlorinator] [In Pool Chlorinator] [Floater] [Tab Dispenser]**]

[** When using [Aqua Chem®] [DuoTab™] [Optimum] [Floating Chlorinator] [In Pool Chlorinator] [Floater] [Tab Dispenser] 10 hour pump run time, water temperature of 90 degrees F or less, 20 gallons per minute pump flow rate]

[Weekly application***]

[Weekly Skimmer application***]

[***When using Aqua Chem® skimmer [envelope] [bag] [sack] [pouch], 10 hour pump run time, water temperature of 90 degrees F or less, 20 gallons per minute pump flow rate]

Recreational Water Products requests that the Agency reconsider the approval of "1X a week" based on the "weekly" statements already approved on the current label.

P.O. Box 1449
Buford, GA 30515-1449
(678) 502-4000 PHONE
(678) 502-4764 FAX

4 7 25

Claim 2: Add a "4-step System" box, which is similar to the "Pool Essentials System" box on the current label.

Claim 3: Add "Made in USA," which is similar to the "Made in the USA" on the current label.


Enclosed are:

1. Application for Pesticide (EPA Form 8570-1); and
2. Notification Certification Statement.

If you have any questions, please call me at 678-502-4149 or mark.jernigan@chemtura.com.

Thank you for your attention to this matter.

Sincerely,



Mark Jernigan
Federal Registration Manager
Enclosures

5 7 25

EPA Registration Number: 67262-37

Product: DuoTab

Application for Pesticide dated: June 20, 2008

Section - II
Explanation (Continued)

Notification of additional marketing statement per PR Notice 98-10, Section II (Labeling Notifications), Part N (Other Revisions).

This notification is consistent with the provisions of PR Notice 98-10 and EPA regulations at 40 CFR 152.46, and no other changes have been made to the labeling or the confidential statement of formula of this product. I understand that it is a violation of 18 U.S.C. Sec. 1001 to willfully make any false statement to EPA. I further understand that if this notification is not consistent with the terms of PR Notice 98-10 and 40 CFR 152.46, this product may be in violation of FIFRA and I may be subject to enforcement action and penalties under sections 12 and 14 of FIFRA.

Mark Jernigan
June 20, 2008

6 8 25

{All text in brackets [xxx] is optional and may or may not be included on a final label.}
{All text in braces {xxx} is administrative and will not appear on a final label.}

DuoTab™

ACTIVE INGREDIENTS:

Trichloro-s-triazinetriene 70.54%

Sodium dichloro-s-triazinetriene 14.55%

OTHER INGREDIENTS: 14.91%

TOTAL INGREDIENTS: 100.00%

(Available Chlorine 74%)

KEEP OUT OF REACH OF CHILDREN

DANGER

See [back] [side] panel for First Aid and additional precautionary statements.

MANUFACTURED FOR:

[RECREATIONAL WATER PRODUCTS]

[AQUA CHEM DIVISION]

[PoolTime Division]

PO Box 1449

Buford, GA 30515-1449

EPA REG. NO. 67262-37

EPA EST. NO. 5185-GA-1

NET WEIGHT: {as indicated on container}

[What?] {For use on front panel of label as a header above/beside product name.}

[Why?] {For use on front panel of label as a header above/beside marketing statements chosen from accepted label text that relates to the consumer features and benefits of product.}

- [Dual Layer Tablet]
- [Contains Blue Power Shock Layer and Sanitizer]
- [Multipurpose Layered [Tab] [Tablet] [Puck]]
- [2 in 1 Chlorine Technology]
- [2 in 1 Chlorine Product]
- [Dual Action Tablets]
- [Dual Action Chlorinating Tablets]
- [2 in 1 Chlorinating Product]
- [Shocks and Sanitizes in 1 Easy Step]
- [Fast Dissolving Shock [Layer] with Long Lasting Sanitizer [Layer]]
- [Keeps water clean]
- [Protects equipment]
- [Do not use in automatic or in-line chlorinators]
- [Designed for Optimum floater or skimmer use [only]]

[When?] {For use on front panel of label as a header above/beside text chosen from accepted label text that relates to the consumer anticipated frequency of product use.}

[2 X a week*]

[1 X a week*] {For use with skimmer dispensing bag and floater applications}

[*Approximate addition rate. Please refer to directions for use.]

[Lasts up to a week when using [Aqua Chem®] [DuoTab™] [Optimum] [Floating Chlorinator] [In Pool Chlorinator] [Floater] [Tab Dispenser]**]

[Weekly application**]

[Weekly application when using [Aqua Chem®] [DuoTab™] [Optimum] [Floating Chlorinator] [In Pool Chlorinator] [Floater] [Tab Dispenser]**]

[** When using [Aqua Chem®] [DuoTab™] [Optimum] [Floating Chlorinator] [In Pool Chlorinator] [Floater] [Tab Dispenser] 10 hour pump run time, water temperature of 90 degrees F or less, 20 gallons per minute pump flow rate]

[Weekly application***]

[Weekly Skimmer application***]

[***When using Aqua Chem® skimmer [envelope] [bag] [sack] [pouch], 10 hour pump run time, water temperature of 90 degrees F or less, 20 gallons per minute pump flow rate]

[Chlorine sanitizer, [shock], [oxidizer], [clarifier], [water softener], and [metal stain inhibitor]]

[[Multifunctional Chlorinating tablets] [with built-in sanitizer, shock, oxidizer, clarifier, water softener, and metal stain inhibitor]]

[Multifunctional Shock and Sanitizer]

other weekly statements already approved

- [Contains Sunshield® [- protects chlorine from sunlight, so you use less]]
- [With built-in scale preventative and sunlight protector]
- [With built-in corrosion preventative and sunlight protector]
- [With built-in metal stain inhibitor, scale preventative, water softener and sunlight protector]
- [With built-in sunlight protector]
- [8-in-1 Chlorinating Tablets with built-in clarifier, corrosion inhibitor, sunlight protector, oxidizer, water softener, shock, sanitizer, and filter enhancer]

- [Protects equipment from corrosion]
- [Protects equipment]
- [Gentle on equipment]
- [Clears Cloudy Water]
- [Reduces chlorine odor and eye irritation]
- [Patented [Technology]]
- [Patented Shock Technology]
- [Patented Sanitizer and Shock Technology]
- [US Patent # 6,863,830]
- [Saves Time]
- [Saves Steps]
- [Simplified Pool Care]
- [Cleans, sanitizes, and shocks in one easy step]
- [More performance with less work****]
- [****When compared to 100% TCCA based tablets]

- [Apply and swim in minutes*****]
- [*****Refer to the re-entry statement on the back panel for further guidance]

- [Maintains clear water when used as directed]
- [Clean, brilliant water]
- [Delivers clean, clear water]
- [Do not mix with other products]
- [Easy to use non-staining tablets]
- [Suitable for vinyl, gunite, plaster, and aggregate pool surfaces]
- [Suitable for inground and aboveground pools]
- [Suitable for all pool surfaces when used per label directions]

- [Slow Dissolving Sanitizer [for use in skimmers] [and] [floater]]
- [Contains Sanitizer]
- [Contains Pool Sanitizer]
- [Contains Routine Sanitizer]
- [Routine Sanitizer and Shock]
- [Contains Fast Dissolving Shock]
- [Chlorine Sanitizer and Shock]
- [Maintenance Shock]

- [Kills Bacteria]
- [Kills Bacteria and Algae]

9 7 25

- [Controls Bacteria and Algae]
- [Controls Algae]
- [Kills Bacteria and Controls Algae]
- [Prevents algae]
- [Kills algae]
- [Eliminates impurities such as sun tan lotion and perspiration]
- [Destroys contaminants]
- [Eliminates contaminants]
- [Kills bacteria and shocks pool in one easy step]

- [Helps Prevent Corrosion / Metal Staining]
- [Softens Water]
- [Makes water silky smooth]
- [Reduces Scale Formation]
- [Helps protect equipment from corrosion]
- [Helps prevent surface staining caused by metals]
- [Makes water soft and smooth]

[For [Aqua Chem[®]] [DuoTab[™]] [Optimum] [Floating Chlorinator] [In Pool Chlorinator][Floater] [Tab Dispenser] [Application]]

[For use in the [Aqua Chem[®]] [DuoTab[™]] [Optimum] [Floating Chlorinator] [In Pool Chlorinator] [Floater] [Tab Dispenser]

[[Aqua Chem[®]] [DuoTab[™]] [Optimum] [mesh] [envelope] [bag] [sack] [pouch] [s] [included]]
 [[Application] [no touch] [envelope] [bag] [sack] [pouch] [bag][s] [included]
 [For [Floating Chlorinator] [In Pool Chlorinator] [Floater] [Tab Dispenser] and [skimmer] application]
 [For skimmer application]

{The "Pool Essentials System" box below may be placed on the label to allow easy product category identification by consumers.}

Pool Essentials System	<input type="checkbox"/>	<input checked="" type="checkbox"/>	<input checked="" type="checkbox"/>	<input checked="" type="checkbox"/>
	balance	chlorinate	shock	algaecide

{The "4-step System" box below may be placed on the label to allow easy product category identification by consumers.}

4-step System	<input type="checkbox"/>	<input checked="" type="checkbox"/>	<input checked="" type="checkbox"/>	<input checked="" type="checkbox"/>	
	1	balance	chlorinate	shock	algaecide

} New

[Made in the USA]

[Made in USA] ← New

{Directions Style A}

{Optional marketing text to be used with application directions described below.}

[POOL SANITIZATION WITH [DUOTAB™] TABLETS]

[WHY TO USE THIS PRODUCT:] This specially formulated [patented] product is a blend of oxidizers, clarifiers, and sanitizers that help keep your pool water sparkling clear. DuoTab™ is an easy-to-use tablet that combines shock and sanitizer into one [product] {or} [puck] {or} [tab] {or} [tablet], making pool care more convenient. [This tablet releases sufficient chlorine to reduce the growth of algae and kill bacteria in your pool.] [This unique product kills bacteria and controls algae, shocks and sanitizes, and softens and clarifies swimming pool water.]

{or}

WHY TO USE THIS PRODUCT: [This specially formulated [patented] product is a blend of oxidizers, clarifiers, and sanitizers that help keep your pool water sparkling clear. DuoTab™ is an easy-to-use tablet that combines shock and sanitizer into one [product] {or} [puck] {or} [tab] {or} [tablet], making pool care more convenient.] [This tablet releases sufficient chlorine to reduce the growth of algae and kill bacteria in your pool.]

{or}

[POOL SANITIZATION WITH [DUOTAB™] TABLETS]

DuoTab™ is an easy-to-use tablet that combines shock and sanitizer into one [product][tablet][tab][puck]. This unique product:

- [Kills bacteria and controls algae]
- [Shocks and sanitizes]
- [Softens and clarifies swimming pool water]
- [Allow re-entry into the swimming pool 15 minutes after application****]
- [Contains [stabilizer][Sunshield™] which protects chlorine from sunlight]
- [Contains technology that helps protect equipment, plumbing and pool surfaces]
- [Last up to a week in Aqua Chem® DuoTab™ [Floating Chlorinator] [In Pool Chlorinator][Floater] [Tab Dispenser] or when using [mesh] [pouch] [envelope] [sack] [bag][s] in a skimmer]
- [Can be applied via a skimmer or with Aqua Chem® DuoTab™ [Floating Chlorinator] [In Pool Chlorinator][Floater] [Tab Dispenser]]

• [Features individually wrapped tablets to reduce direct contact with tablets]
[****Refer to the re-entry statement on the back panel for further guidance]

{or}

[POOL SANITIZATION WITH [DUOTAB™] TABLETS]

DuoTab™ shocks, sanitizes, and clarifies to keep your pool [brilliantly] [sparkling] clear.

[[Specially formulated] {or} [patented] DuoTab™ combines shock and sanitizer into one easy-to-use tablet, making pool care more convenient.] [DuoTab™ kills bacteria and algae in your pool.]

{or}

[POOL SANITIZATION WITH [DUOTAB™] TABLETS]

With DuoTab™ hard at work, you can get back to doing what you love best - having fun with family and friends. [Omni] [Sun] [Aqua Chem®] [BioGuard] makes it easy by giving you one more way to get the beautiful pool water you [expect] [want] with a minimum amount of effort.

IMPORTANT NOTES:

1. When using other products as outlined in the directions for this product, always follow label directions for those products.
2. Shock your pool with [a granular chlorinating product] {or} [Chlorinating Granules Plus™] {or} [BioGuard Burn Out Extreme] {or} [BioGuard Master Dichloro Dihydrate] {or} [BioGuard Smart Shock] {or} [Swimming Pool Product Z] {or} [RWP Shock Plus] after heavy rain or heavy use to help keep your pool water properly maintained.
3. Sunlight, rainfall, temperature, number of swimmers, and frequency of pool use affect the rate of free available chlorine level loss. Adjust cleaning and chemical maintenance accordingly.
4. When applying product through skimmer, do not add other chemicals through the skimmer – an explosion may occur. To avoid damage to pool surface, pool equipment, pool toys, pool furniture, etc., do not allow product to come in direct contact with these items. Do not add tablets directly into pool.
5. Longer pump operation time or higher flow rates through the skimmer will produce higher chlorine levels. Test frequently during initial use to determine best way to apply the product to your pool.

DIRECTIONS FOR USE: It is a violation of Federal Law to use this product in any manner inconsistent with its labeling. Read entire label and use strictly in accordance with precautionary statements and directions.

[BEFORE YOU BEGIN:] {or} [WATER BALANCE:]

1. Ensure all pool equipment is working properly. Adjust stabilizer levels to 30-40 ppm.
2. All skimmers should be free of debris and/or any obstructions that may interfere with skimmer operation.
3. Test the water's pH, alkalinity, and calcium hardness with test kit or test strips and adjust to the correct levels: Adjust pH to 7.2-7.6. Adjust total alkalinity to 80-125 ppm for plaster pools, 125-150 for vinyl or fiberglass pools using [Balance Pak® 100] {or} [alkalinity increaser] {or} [Total Alkalinity Increaser] {or} [Alkalinity Plus]. Adjust calcium hardness to 200-275 ppm for plaster pools, 175-225 for vinyl or fiberglass pools using [Balance Pak® 300] {or} [calcium hardness increaser] {or} [Calcium Hardness Increaser]. Be sure to follow label directions when using other products as outlined in directions for that product.

12 8 25

4. If water is cloudy or green, superchlorinate pool with [appropriate shock product] {or} [appropriate granular chlorinating product] {or} [Chlorinating Granules Plus™] {or} [BioGuard Burn Out Extreme] {or} [BioGuard Master Dichloro Dihydrate] {or} [Swimming Pool Product Z] {or} [RWP Shock Plus] until pool is clear and a free available chlorine level of at least 1 ppm is established.

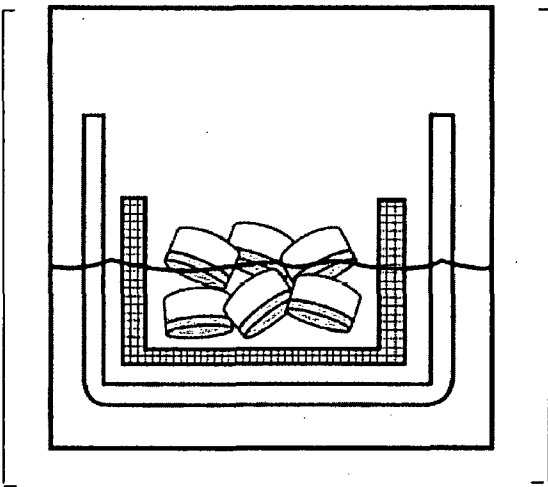
{Optional directions for swimming pool sanitization tablets applied through the skimmer without use of dispensing bag.}

SKIMMER APPLICATION

START-UP/INITIAL TREATMENT:

1. If there are multiple skimmers, divide the [pucks] {or} [tabs] {or} [tablets] evenly among the skimmers. Make sure skimmers are free of debris. It is not necessary to completely submerge all tablets during the initial application. For best results, place the tablets in the skimmer with the blue shock layer facing down. [See Figure 1].
2. With free available chlorine level of at least 1 ppm, add two (2) tablets per 10,000 gallons to pool skimmer. Test the free available chlorine level using a test kit or test strips before entering the pool. Do not enter pool if free available chlorine level is above 4 ppm.

[Figure 1:] [Tablets stacked in skimmer with blue shock layer facing down.]



3. Operate pump for two (2) hours after product addition to ensure shock layer dissolves completely.
4. Circulation, flow rate, hours of pump operation, and water temperature will affect the recommended additions of [this product] {or} [DuoTab™]. For best results operate pump 8 - 12 hours per day. If pump run times exceed 12 hours per day, before adding additional tablets, test free available chlorine level. If your free available chlorine level is above 4 ppm, do not add additional tablets. Adjust the frequency of application in order to maintain a chlorine level of 1-4 ppm.
5. Do not remove tablet remnants from skimmer basket(s). Simply add additional tablet(s) as needed.
6. When free available chlorine level is adjusted to 1-4 ppm, add a maintenance [algicide] {or} [algaecide] as needed.

14 8 25

[ROUTINE MAINTENANCE:] {or} [REGULAR USE:]

1. Check free available chlorine level at least twice a week and add additional [DuoTab™] [pucks] {or} [tabs] {or} [tablets] to skimmer as needed to maintain a chlorine level of 1-4 ppm.
2. Sunlight, rainfall, temperature, number of swimmers, and frequency of pool use affect the rate of chlorine level loss so check [skimmer] [chlorine level] at least twice a week.

Reentry into treated swimming pools is prohibited when free available chlorine levels are above 4 ppm due to risk of bodily injury.

{Optional directions for swimming pool sanitization tablets applied through the skimmer using a BioLab, Inc. supplied dispensing bag. Use of the dispensing bag is not a requirement for product application. }


SKIMMER APPLICATION

START-UP/INITIAL TREATMENT:

[DuoTab™] can be added through the skimmer. If there are multiple skimmers, divide the tablets evenly among the skimmers. Make sure skimmers are free of debris. We have provided [dispensing] [mesh] [pouch][es]{or} [envelope][s] {or} [sack][s] {or} [bag][s]so you can remove the tablets without touching them to clean your skimmer. The dispensing bags are specifically designed to provide weekly application.† Skip to Step 5 if not using dispensing bag.

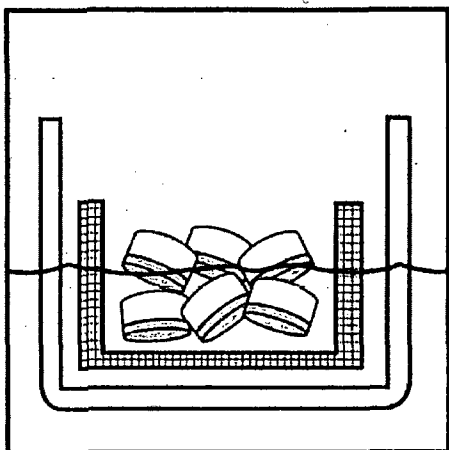
1. Remove the provided [dispensing] [mesh] [pouch][es]{or} [envelope][s] {or} [sack][s] {or} [bag][s] from the pail. Please inspect the [pouch][es]{or} [envelope][s] {or} [sack][s] {or} [bag][s] and discard if they are damaged.
2. With the pump operating and a free available chlorine level of at least 1.0 ppm, unwrap and add two (2) tablets per 10,000 gallons of pool water into the [dispensing] [mesh] [pouch][es]{or} [envelope][s] {or} [sack][s] {or} [bag][s] as shown in Figure 1. Note: each [pouch]{or} [envelope] {or} [sack] {or} [bag] will hold three tablets.
3. To place the tablets in the [dispensing] [mesh] [pouch][es]{or} [envelope][s] {or} [sack][s] {or} [bag][s], grasp the wrapped tablet through the wrapper with one hand and open the wrapper with the other. Open the [dispensing] [mesh] [pouch] {or} [envelope] {or} [sack] {or} [bag] with the other hand and gently drop the tablet out of the wrapper into the [pouch] {or} [envelope] {or} [sack] {or} [bag]. Place the [dispensing] [mesh] [pouch][es]{or} [envelope][s] {or} [sack][s] {or} [bag][s] holding the tablets into the skimmer.
4. To clean debris from the skimmer, lift the [dispensing] [mesh] [pouch][es]{or} [envelope][s] {or} [sack][s] {or} [bag][s]with the tablets from the skimmer and replace after cleaning.

Figure 1: [Adding [tablets] {or} [pucks] {or} [tabs] to [mesh] [pouch] {or} [envelope] {or} [sack] {or} [bag]]



5. If adding [pucks] {or} [tabs] {or} [tablets] to the skimmer without the [dispensing] [mesh] [pouch][es]{or} [envelope][s] {or} [sack][s] {or} [bag][s], place the tablets in the skimmer with the blue shock layer facing down. See Figure 2.

Figure 2: [Tablets stacked in skimmer with blue shock layer facing down.]



6. Operate pump for two (2) hours after product addition to ensure shock layer dissolves completely.
7. Circulation, flow rate, hours of pump operation, and water temperature will affect the recommended additions of [this product] {or} [DuoTab™]. For best results operate pump 8 - 12 hours per day. If pump run times exceed 12 hours per day, before adding additional tablets, test free available chlorine level. If your free available chlorine level is above 4 ppm, do not add additional tablets. Adjust the frequency of application in order to maintain a chlorine level of 1-4 ppm.
8. Do not remove tablet remnants from skimmer basket(s) or [dispensing] [mesh] [pouch][es]{or} [envelope][s] {or} [sack][s] {or} [bag][s]. Simply add additional [tablet(s)] {or} [tab(s)] {or} [puck(s)] as needed.
9. When free available chlorine level is adjusted to 1-4 ppm, add a maintenance [algicide] {or} [algaecide] as needed.

† Product may be used without supplied [mesh] [pouch] {or} [envelope] {or} [sack] {or} [bag] but may require more than one application per week.

[ROUTINE MAINTENANCE:]

[REGULAR USE:]

1. Check free available chlorine level at least twice a week and add additional [DuoTab™] [pucks] {or} [tabs] {or} [tablets] to the [dispensing] [mesh] [pouch][es]{or} [envelope][s] {or} [sack][s] {or} [bag][s] and place them in the skimmer as needed to maintain a chlorine level of 1-4 ppm.
2. Sunlight, rainfall, temperature, number of swimmers, and frequency of pool use affect the rate of chlorine level loss so check [skimmer] [chlorine level] at least twice a week.

Reentry into treated swimming pools is prohibited when free available chlorine levels are above 4 ppm due to risk of bodily injury.

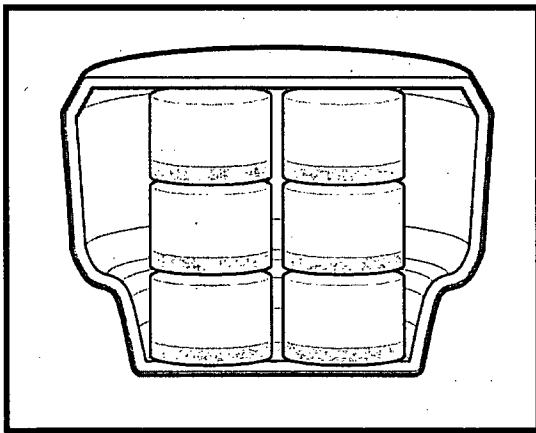
{Optional directions to be used for pool sanitization tablets applied to the pool with a Aqua Chem® DuoTab™ floating chlorinator.}

FOR [AQUA CHEM®] [DUOTAB™] [OPTIMUM] [FLOATING CHLORINATOR][IN-POOL CHLORINATOR] [FLOATER] [TAB DISPENSER]

START-UP/INITIAL TREATMENT:

1. Unwrap and place two (2) [pucks] {or} [tabs] {or} [tablets] per 10,000 gallons into the [Aqua Chem] [DuoTab] [Optimum] [Floating Chlorinator] [In Pool Chlorinator] [Floater] [Tab Dispenser].
2. To unwrap, grasp the wrapped [pucks] {or} [tabs] {or} [tablets] through the wrapper with one hand and open the wrapper with the other.
3. Remove lid from the [Aqua Chem] [DuoTab] [Optimum] [Floating Chlorinator] [In Pool Chlorinator][Floater] [Tab Dispenser] and place the tablet into the body of the[Aqua Chem] [DuoTab] [Optimum] [Floating Chlorinator] [In Pool Chlorinator] [Floater] [Tab Dispenser]. Ensure that the white layer of the [pucks] {or} [tabs] {or} [tablets] is facing up and that the tablets are stacked inside the [Aqua Chem] [DuoTab] [Optimum] [Floating Chlorinator] [In Pool Chlorinator] [Floater] [Tab Dispenser].
4. The tablets should fit firmly inside the [Aqua Chem] [DuoTab] [Optimum] [Floating Chlorinator] [In Pool Chlorinator] [Floater] [Tab Dispenser] [Figure 2] {or} [Figure 3]. Replace lid and add [Aqua Chem] [DuoTab] [Optimum] [Floating Chlorinator] [In Pool Chlorinator] [Floater] [Tab Dispenser] to pool.

[Figure 2] {or} [Figure 3]: [Position tablets with blue shock layer down in the floater]



5. Operate pump for a minimum of eight (8) hours after product addition to ensure shock layer dissolves completely.
6. After the initial eight (8) hours adjust the feed mechanism to assure a constant treatment level of 1-4 ppm of free available chlorine in the pool water.
7. Refill the [Aqua Chem] [DuoTab] [Optimum] [Floating Chlorinator] [In Pool Chlorinator] [Floater] [Tab Dispenser] with tablets when the [two] [indicator] flags on the lid appear or chlorine level goes below 1 ppm.

Note: To prevent surface discoloration or damage in pools with bleachable surfaces, ensure [Aqua Chem] [DuoTab] [Optimum] [Floating Chlorinator] [In Pool Chlorinator] [Floater] [Tab Dispenser] does not become trapped by skimmer, ladder, or other fixture at any time.

ROUTINE CHLORINATION:

1. Check free available chlorine level at least twice a week and add additional [DuoTab™] [pucks] {or} [tabs] {or} [tablets] as needed to maintain a free chlorine level of 1-4 ppm. For best results operate pump for 8-12 hours per day.
2. When adding product to [Floating Chlorinator] [In Pool Chlorinator][Floater] [Tab Dispenser] inspect internal mesh for damage. If damaged, purchase a new [Aqua Chem] [DuoTab] [Optimum] [Floating Chlorinator] [In Pool Chlorinator] [Floater] [Tab Dispenser] to replace the damaged [Floating Chlorinator] [In Pool Chlorinator] [Floater] [Tab Dispenser].
3. Apply a granular shock product after heavy use, high temperatures, rain, or when chlorine level goes below 1 ppm.

Reentry into treated swimming pools is prohibited when free available chlorine levels are above 4 ppm due to risk of bodily injury.

{Directions Style B}

{Optional directions for swimming pool sanitization tablets applied through the skimmer without use of dispensing bag }

[How?]

DIRECTIONS FOR USE: It is a violation of Federal Law to use this product in any manner inconsistent with its labeling. Read entire label and use strictly in accordance with precautionary statements and directions.

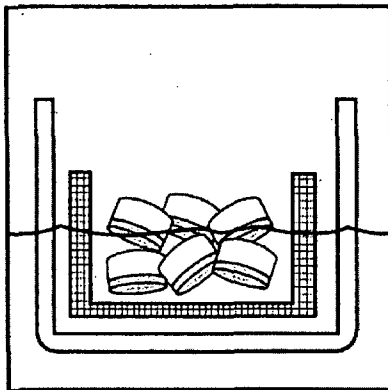
- Test and balance water before using this product. Visit [the Aqua Chem Web Site] {or} [www.aquachem.com] {or} [the Pool Time website] {or} [www.pooltime.com] for complete pool balancing instructions.

[To Keep Water Clean:]

[Skimmer:]

- If the pool is cloudy or green, add a granular shock product, following the application directions on that product.
- Test free chlorine residual. If below 1 ppm, add a granular shock product to establish a 1 ppm free chlorine residual.
- Unwrap and add 2 [pucks] {or} [tabs] {or} [tablets] per 10,000 gallons to skimmers with the blue layer down. The entire [puck] {or} [tab] {or} [tablet] does not have to be underwater. Distribute [pucks] {or} [tabs] {or} [tablets] evenly among skimmers. Operate filter and pump for 2 hours. Ensure the blue layer dissolves completely and the chlorine level is 1-4 ppm.
- For best results operate pump 8 - 12 hours per day.
- Add additional product as needed to maintain 1-4 ppm.
- Apply a granular shock product after heavy use, high temperatures, rain, or when chlorine level goes below 1 ppm.
- Direct contact with pool surface or equipment may cause damage; do not add directly to pool.
- When chlorine level is adjusted to 1-4 ppm, add a preventative [algicide] {or} [algaecide].

[[Figure 1:] [Tablets stacked in skimmer with blue shock layer facing down.]]



Reentry into treated swimming pools is prohibited when free available chlorine levels are above 4 ppm due to risk of bodily injury.

20 8 25

{Optional directions for swimming pool sanitization tablets applied through the skimmer using a BioLab, Inc. supplied dispensing bag. Use of the dispensing bag is not a requirement for product application. }

[How?]

DIRECTIONS FOR USE: It is a violation of Federal Law to use this product in any manner inconsistent with its labeling. Read entire label and use strictly in accordance with precautionary statements and directions.

- Test and balance water before using this product. Visit [the Aqua Chem Web Site] {or} [www.aquachem.com] {or} [the Pool Time website] {or} [www.pooltime.com] for complete pool balancing instructions.

[To Keep Water Clean:]

[Skimmer:]

- If the pool is cloudy or green, add a granular shock product, following the application directions on that product.
- Test free chlorine residual. If below 1 ppm, add a granular shock product to establish a 1 ppm free chlorine residual.
- Unwrap and add 2 [pucks] {or} [tabs] {or} [tablets] per 10,000 gallons [into the provided [dispensing] [mesh] [pouch][es] [if you choose to use the] [dispensing] [mesh] [pouch][es] †] {or} [to skimmers] with the blue layer down. The entire [puck] {or} [tab] {or} [tablet] does not have to be underwater. Distribute [pucks] {or} [tabs] {or} [tablets] evenly among skimmers. Operate filter and pump for 2 hours. Ensure the blue layer dissolves completely and the chlorine level is 1-4 ppm.
- For best results operate pump 8 - 12 hours per day.
- Add additional product as needed to maintain 1-4 ppm.
- Apply a granular shock product after heavy use, high temperatures, rain, or when chlorine level goes below 1 ppm.
- Direct contact with pool surface or equipment may cause damage. Do not add directly to pool.
- When chlorine level is adjusted to 1-4 ppm, add a preventative [algicide] {or} [algaecide].

† Product may be used without supplied [mesh] [pouch] {or} [envelope] {or} [sack] {or} [bag] but may require more than one application per week.

21 7 25

Figure 1: [Adding [tablets] {or} [pucks] {or} [tabs] to [mesh] [pouch] {or} [envelope] {or} [sack] {or} [bag]]


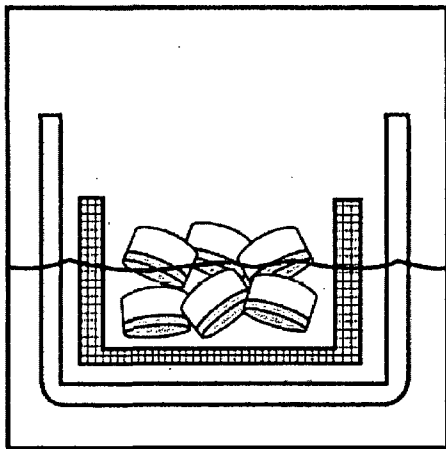


Figure 2: [Tablets stacked in skimmer with blue shock layer facing down.]



Reentry into treated swimming pools is prohibited when free available chlorine levels are above 4 ppm due to risk of bodily injury.

{Optional directions to be used for pool sanitization tablets applied to the pool with a Aqua Chem® DuoTab™ floating chlorinator.}

[How?]

DIRECTIONS FOR USE: It is a violation of Federal Law to use this product in any manner inconsistent with its labeling. Read entire label and use strictly in accordance with precautionary statements and directions.

- Test and balance water before using this product. Visit [the Aqua Chem Web Site] {or} [www.aquachem.com] {or} [the Pool Time website] {or} [www.pooltime.com] for complete pool balancing instructions.

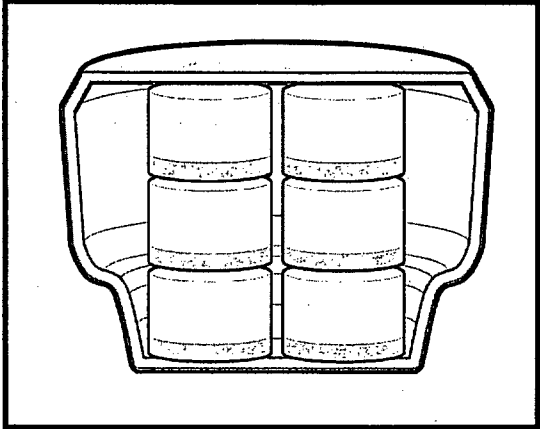
[To Keep Water Clean:]

FOR [AQUA CHEM®] [DUOTAB™] [OPTIMUM] [FLOATING CHLORINATOR] [IN-POOL CHLORINATOR] [FLOATER] [TAB DISPENSER]

- If the pool is cloudy or green, add a granular shock product, following the application directions on that product.
- Test free chlorine residual. If below 1 ppm, add a granular shock product to establish a 1 ppm free chlorine residual.
- Unwrap and place two (2) [pucks] {or} [tabs] {or} [tablets] per 10,000 gallons into the [Aqua Chem] [DuoTab] [Optimum] [Floating Chlorinator] [In Pool Chlorinator] [Floater] [Tab Dispenser] with the [white layer facing up] {or} [blue layer down]. Replace lid and place the [Aqua Chem] [DuoTab] [Optimum] [Floating Chlorinator] [In Pool Chlorinator] [Floater] [Tab Dispenser] into the pool.
- Operate filter and pump for 8 hours a day after placing the [Aqua Chem] [DuoTab] [Optimum] [Floating Chlorinator] [In Pool Chlorinator] [Floater] [Tab Dispenser] into the pool. Ensure the blue layer dissolves completely and the chlorine level is 1-4 ppm.
- For best results, operate pump 8 - 12 hours per day.
- Refill the [Aqua Chem] [DuoTab] [Optimum] [Floating Chlorinator] [In Pool Chlorinator] [Floater] [Tab Dispenser] with tablets when the [two] [indicator] flags on the lid appear.
- Apply a granular shock product after heavy use, high temperatures, rain, or when chlorine level goes below 1 ppm.
- To avoid damage to pool surface or equipment, ensure [Aqua Chem] [DuoTab] [Optimum] [Floating Chlorinator] [In Pool Chlorinator] [Floater] [Tab Dispenser] does not become trapped by skimmer, ladder, or other fixture at any time.
- Replace the [Aqua Chem] [DuoTab] [Optimum] [Floating Chlorinator] [In Pool Chlorinator] [Floater] [Tab Dispenser] if the internal mesh is damaged.

23 of 25

[[Figure 2] {or} [Figure 3]: [Position tablets with blue shock layer down in the floater]]



Reentry into treated swimming pools is prohibited when free available chlorine levels are above 4 ppm due to risk of bodily injury.

24 8 25

STORAGE AND DISPOSAL:

STORAGE: Keep this product dry in original tightly closed container when not in use. Store in a cool, dry, well-ventilated area away from heat or open flame.

CONTAINER DISPOSAL: Non-refillable container. Do not reuse or refill this container. Offer for recycling if available. Rinse thoroughly before recycling or discarding in trash.

PRECAUTIONARY STATEMENTS:

HAZARDS TO HUMANS AND DOMESTIC ANIMALS: DANGER: Corrosive: Causes irreversible eye damage and skin burns. Harmful if swallowed or absorbed through skin. Do not get in eyes, on skin or on clothing. Wear safety glasses, protective clothing and rubber gloves when handling this product. Wash thoroughly with soap and water after handling and before eating, drinking, or using tobacco. Remove and wash contaminated clothing before reuse. Prolonged or frequently repeated skin contact may cause allergic reactions in some individuals.

PHYSICAL OR CHEMICAL HAZARDS: CONTAINS A STRONG OXIDIZING AGENT.

Do not mix with other chemicals. Mix only with water. Never add water to product. Always add product to large quantities of water. Use clean dry utensils. When applying product through skimmer, do not add other chemicals through the skimmer – an explosion may occur. Do not use this product in a chlorinator. Such use may cause a violent reaction leading to fire or explosion. Apply only through a skimmer or the floater designed specifically for this product. Contamination with moisture, organic matter, or other chemicals will start a chemical reaction and generate heat, hazardous gas, possible fire and explosion. In case of contamination or decomposition, do not reseal container. If possible, isolate container in open air or well-ventilated area. Flood area with large volumes of water.

FIRST AID: IF IN EYES: Hold eyelids open and rinse slowly and gently with cold water for 15-20 minutes. Remove contact lenses, if present, after the first 5 minutes, then continue rinsing eye. Call a poison control center or doctor for treatment advice. **IF ON SKIN OR CLOTHING:** Take off contaminated clothing. Rinse skin immediately with plenty of water for 15-20 minutes. If irritation persists, call a poison control center or doctor for treatment advice. **IF SWALLOWED:** Call poison control center or doctor immediately for treatment advice. Have person sip a glass of water if able to swallow. Do not induce vomiting unless told to do so by the poison control center or doctor. Do not give anything by mouth to an unconscious person. **IF INHALED:** Move person to fresh air. If person is not breathing, call 911 or an ambulance, then give artificial respiration, preferably mouth-to-mouth, if possible. Call poison control center or doctor for treatment advice.

Have the product container or label with you when calling a poison control center or doctor, or going for treatment. [IN CASE OF MEDICAL EMERGENCY, CALL [1-303-623-5716] [1-877-800-5553] [telephone number supplied by supplemental registrant].]

Note to Physician: Probable mucosal damage may contraindicate the use of gastric lavage.

{Environmental hazards statement for end-use products in containers of less than 50 pounds (solid, dry weight).}

[ENVIRONMENTAL HAZARDS: This pesticide is toxic to fish and aquatic organisms.]

{Environmental hazards statement for end-use products in containers equal to or greater than 50 pounds (solid, dry weight).}

[ENVIRONMENTAL HAZARDS: This pesticide is toxic to fish and aquatic organisms. Do not discharge effluent containing this product into lakes, streams, ponds, estuaries, oceans or other waters unless in accordance with the requirements of a National Pollutant Discharge Elimination System (NPDES) permit and the permitting authority has been notified in writing prior to discharge. Do not discharge effluent containing this product to sewer systems without previously notifying the local sewage treatment plant authority. For guidance contact your State Water Board or Regional Office of the EPA.]

NOTE: Buyer assumes all responsibility for safety and use not in accordance with directions.

[NOTE: Any questions or comments about Aqua Chem Products?]

[In the continental U.S. call 1-800-252-POOL (7665). Ask for your free pool care booklet.]

[Questions or comments call 1-800-252-POOL (7665).]

[Visit Aqua Chem's Internet Web Site at <http://www.aquachem.com>]

[Visit PoolTime's Internet Web Site at <http://www.pooltime.com>]

[Visit Omni's Internet Web Site at <http://www.omnipool.com>]

[Visit Sun's Internet Web Site at <http://www.sunforthe pool.com>]

[Visit BioGuard's Internet Web Site at <http://www.bioguard.com>]