

UNITED STATES ENVIRONMENTAL PROTECTION AGENCY

August 22, 2005

Mark Jernigan
Recreational Water Products, Inc.
P.O. Box 1449
Buford, GA 30515

Subject: Duo Tab
EPA Registration No. 67262-37
Submission Dated: May 26, 2005
Receipt Date: May 27, 2005

Dear Mr. Jernigan:

The following amendment submitted in connection with registration under the Federal Insecticide, Fungicide and Rodenticide Act (FIFRA), as amended, is accepted with conditions

- Revised labels
 - a. Add optional marketing text
 - b. Make minor modifications to current use directions
 - c. Add optional use directions for use of product with a mesh bag in pool skimmer.
 - d. Add directions for use in swimming pool floater

Conditions

1. The phrase "Right product for the family pool" is a comparative claim and not acceptable.
2. Remove "This product may be used in floating chlorinators at the fully open setting with product correctly oriented and contained in a pouch or mesh bag" from the Physical and Chemical Hazards statement.

General Comments

A stamped copy of the labeling accepted with conditions is enclosed. Submit a copy of your final printed labeling before distributing or selling the product bearing the revised labeling.

CONCURRENCES							
SYMBOL	7510C						
SURNAME	Hensin						
DATE	8-22-05						

2 8 14

Should you have any questions or comments concerning this letter, please call Delores Williams at (703) 308-6372.

Sincerely,

Emily H. Mitchell
Product Manager - Team 32
Regulatory Management Branch II
Antimicrobials Division (7510C)

{All text in brackets [xxx] is optional and may or may not be included on a final label.}
{All text in braces {xxx} is administrative and will not appear on a final label.}

DuoTab™

{Optional marketing statements that may be used.}

- [Dual Layer Tablet]
- [Contains Blue Power Shock Layer and Sanitizer]
- [Multipurpose Layered [Tab] [Tablet] [Puck]]
- [2 in 1 Chlorine Technology]
- [2 in 1 Chlorine Product]
- [Dual Action Tablets]
- [Dual Action Chlorinating Tablets]
- [2 in 1 Chlorinating Product]
- [Shocks and Sanitizes in 1 Easy Step]
- [Fast Dissolving Shock [Layer] with Long Lasting Sanitizer [Layer]]

- [Chlorine sanitizer, [shock], [oxidizer], [clarifier], [water softener], and [metal stain inhibitor]]
- [[Multifunctional Chlorinating tablets] [with built-in sanitizer, shock, oxidizer, clarifier, water softener, and metal stain inhibitor]]
- [Multifunctional Shock and Sanitizer]

- [Contains Sunshield™ [- protects chlorine from sunlight, so you use less]]
- [With built-in scale preventative and sunlight protector]
- [With built-in corrosion preventative and sunlight protector]
- [With built-in metal stain inhibitor, scale preventative, water softener and sunlight protector]
- [With built-in sunlight protector]
- [8-in-1 Chlorinating Tablets with built-in clarifier, corrosion inhibitor, sunlight protector, oxidizer, water softener, shock, sanitizer, and filter enhancer]

- [Patented] Technology]
- [Patented Shock Technology]
- [Patented Sanitizer and Shock Technology]

- [Saves [Time] [Steps]]
- [Simplified Pool Care]
- [Cleans, sanitizes, and shocks in one easy step]
- [More performance with less work*]
- [Apply and swim in minutes**]
- [Reduces [unclear] [unclear]]

- [Maintains clear water when used as directed]
- [Clean, brilliant water]
- [Delivers clean, clear water]

ACCEPTED
with COMMENTS
EPA Letter Dated:

AUG 22 2005

Under the Federal Insecticide,
Fungicide and Rodenticide Act as
amended, for the pesticide,
registered under EPA Reg. No. 67262-37.

[Do not mix with other products]
[Easy to use non-staining tablets]
[Suitable for vinyl, gunite, plaster, and aggregate pool surfaces]
[Suitable for inground and aboveground pools]

[Slow Dissolving Sanitizer [for use in skimmers]]
[Contains Sanitizer]
[Contains Pool Sanitizer]
[Contains Routine Sanitizer]
[Routine Sanitizer and Shock]
[Contains Fast Dissolving Shock]
[Chlorine Sanitizer and Shock]

[Kills Bacteria]
[Controls Bacteria and Algae]
[Controls Algae]
[Kills Bacteria and Controls Algae]
[Prevents algae]
[Kills algae]
[Eliminates impurities such as sun tan lotion and perspiration]
[Destroys contaminants]
[Eliminates contaminants]
[Kills bacteria and shocks pool in one easy step]

[Helps Prevent Corrosion / Metal Staining]
[Softens Water]
[Makes water silky smooth]
[Reduces Scale Formation]
[Helps protect equipment from corrosion]
[Helps prevent surface staining caused by metals]

[For Floating chlorinator [Application]]
[For use in the DuoTab Floating chlorinator]
[[DuoTab] [mesh] [pouch] [bag][s] [included]
[[Application] [no touch] [pouch] [bag][s] [included]
[For floating chlorinator and skimmer application]
[For skimmer application [only]]

[*- When compared to 100% TCCA based tablets]
[**Refer to the re-entry statement on the back panel for further guidance]

**ACCEPTED
with COMMENTS
EPA Letter Dated:**

AUG 22 1995

**Under the Federal Insecticide,
Fungicide, and Rodenticide Act as
amended, for the pesticide,
registered under EPA Reg. No. 67262-37**

5 7 14

ACTIVE INGREDIENTS:

Trichloro-s-triazinetrione	70.54%
Sodium dichloro-s-triazinetrione	14.55%
OTHER INGREDIENTS:	14.91%
TOTAL INGREDIENTS:	100.00%

(Available Chlorine 74%)

**KEEP OUT OF REACH OF CHILDREN
DANGER**

FIRST AID: IF IN EYES: Hold eyelids open and rinse slowly and gently with cold water for 15-20 minutes. Remove contact lenses, if present, after the first 5 minutes, then continue rinsing eye. Call a poison control center or doctor for treatment advice. **IF ON SKIN OR CLOTHING:** Take off contaminated clothing. Rinse skin immediately with plenty of water for 15-20 minutes. If irritation persists, call a poison control center or doctor for treatment advice. **IF SWALLOWED:** Call poison control center or doctor immediately for treatment advice. Have person sip a glass of water if able to swallow. Do not induce vomiting unless told to do so by the poison control center or doctor. Do not give anything by mouth to an unconscious person. **IF INHALED:** Move person to fresh air. If person is not breathing, call 911 or an ambulance, then give artificial respiration, preferably mouth-to-mouth, if possible. Call poison control center or doctor for treatment advice.

Have the product container or label with you when calling a poison control center or doctor, or going for treatment. [IN CASE OF MEDICAL EMERGENCY, CALL [1-303-623-5716] [1-877-800-5553] [telephone number supplied by supplemental registrant].]

Note to Physician: Probable mucosal damage may contraindicate the use of gastric lavage.

See [back] [side] panel for additional precautionary statements.

MANUFACTURED FOR:
[RECREATIONAL WATER PRODUCTS]
[AQUA CHEM DIVISION]
[PoolTime Division]
PO Box 1449
Buford, GA 30515-1449

EPA REG. # 67262-37
EPA EST. # 5185-GA-1

NET WEIGHT:

**ACCEPTED
with COMMENTS
EPA Letter Dated:**

AUG 22 2005

Under the Federal Insecticide,
Fungicide, and Rodenticide Act,
amended for the pesticide,
registered under EPA Reg. No. 67262-37

{Optional marketing text to be used with application directions described in Options A, B, and C below.}

[POOL SANITIZATION WITH [DUOTAB™] TABLETS]

[WHY TO USE THIS PRODUCT:] This specially formulated [patented] product is a blend of oxidizers, clarifiers, and sanitizers that help keep your pool water sparkling clear. DuoTab™ is an easy-to-use tablet that combines shock and sanitizer into one [product] {or} [puck] {or} [tab] {or} [tablet], making pool care more convenient. [This tablet releases sufficient chlorine to reduce the growth of algae and kill bacteria in your pool.] [This unique product kills bacteria and controls algae, shocks and sanitizes, and softens and clarifies swimming pool water.]

{or}

WHY TO USE THIS PRODUCT: [This specially formulated [patented] product is a blend of oxidizers, clarifiers, and sanitizers that help keep your pool water sparkling clear. DuoTab™ is an easy-to-use tablet that combines shock and sanitizer into one [product] {or} [puck] {or} [tab] {or} [tablet], making pool care more convenient.] [This tablet releases sufficient chlorine to reduce the growth of algae and kill bacteria in your pool.]

{or}

[POOL SANITIZATION WITH [DUOTAB™] TABLETS]
DuoTab™ is an easy-to-use tablet that combines shock and sanitizer into one [product][tablet]. This unique product:

- Kills bacteria and controls algae
- Shocks and sanitizes
- Softens and clarifies swimming pool water

{or}

[POOL SANITIZATION WITH [DUOTAB™] TABLETS]
DuoTab shocks, sanitizes, and clarifies to keep your pool [brilliantly] [sparkling] clear. [[Specially formulated] {or} [patented] DuoTab™ combines shock and sanitizer into one easy-to-use tablet, making pool care more convenient.] [DuoTab kills bacteria and algae in your pool.]

{or}

[POOL SANITIZATION WITH [DUOTAB™] TABLETS]
With DuoTab hard at work, you can get back to doing what you love best - having fun with family and friends. [Omni] [Sun] [AquaChem] [BioGuard] makes it easy by giving you one more way to get the beautiful pool water you [expect] [want] with a minimum amount of effort.

**ACCEPTED
with COMMENTS
EPA Letter Dated:**

AUG 22 2005

Under the Federal Insecticide,
Fungicide, and Rodenticide Act as
amended for the pesticide,
registered under: EPA Reg. No. 67262-37

{Directions for swimming pool sanitization tablets applied through the skimmer, Option A}

Skimmer Application

IMPORTANT NOTES:

1. When using other products as outlined in the directions for this product, always follow label directions for those products.
2. Shock your pool with [a granular chlorinating product] *{or}* [Chlorinating Granules Plus™] *{or}* [BioGuard Burn Out Extreme] *{or}* [BioGuard Master Dichloro Dihydrate] *{or}* [BioGuard Smart Shock] *{or}* [Swimming Pool Product Z] after heavy rain or heavy use to help keep your pool water properly maintained.
3. Sunlight, rainfall, temperature, number of swimmers, and frequency of pool use affect the rate of free available chlorine level loss. Adjust cleaning and chemical maintenance accordingly.
4. Do not add other chemicals through the skimmer when using this product – an explosion may occur. [Use this product in skimmer only.] To avoid damage to pool surface, pool equipment, pool toys, pool furniture, etc., do not allow product to come in direct contact with these items. Do not add tablets directly into pool.
5. Longer pump operation time or higher flow rates through the skimmer will produce higher chlorine levels. Test frequently during initial use to determine best way to apply the product to your pool.

DIRECTIONS FOR USE: It is a violation of Federal Law to use this product in any manner inconsistent with its labeling. Read entire label and use strictly in accordance with precautionary statements and directions.

[BEFORE YOU BEGIN:] *{or}* [WATER BALANCE:]

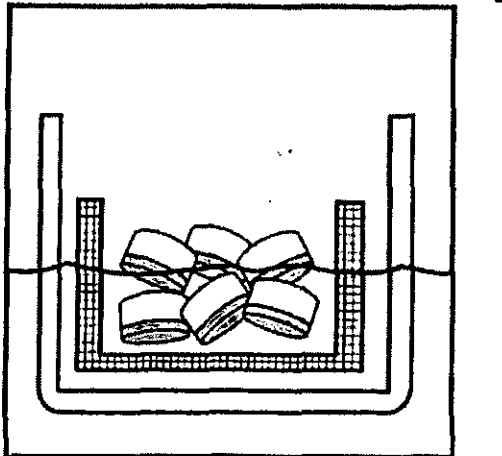
1. Ensure all pool equipment is working properly. Adjust stabilizer levels to 30-40 PPM.
2. All skimmers should be free of debris and/or any obstructions that may interfere with skimmer operation.
3. Test the water's pH, alkalinity, and calcium hardness with test kit or test strips and adjust to the correct levels: Adjust pH to 7.2-7.6. Adjust total alkalinity to 80-125 PPM for plaster pools, 125-150 for vinyl or fiberglass pools using [Balance Pak® 100] *{or}* [alkalinity increaser]. Adjust calcium hardness to 200-275 PPM for plaster pools, 175-225 for vinyl or fiberglass pools using [Balance Pak® 300] *{or}* [calcium hardness increaser]. Be sure to follow label directions when using other products as outlined in directions for that product.
4. If water is cloudy or green, superchlorinate pool with [appropriate shock product] *{or}* [appropriate granular chlorinating product] *{or}* [Chlorinating Granules Plus™] *{or}* [BioGuard Burn Out Extreme] *{or}* [BioGuard Master Dichloro Dihydrate] until pool is clear and a free available chlorine level of at least 1 PPM is established.

START-UP/INITIAL TREATMENT:

1. If there are multiple skimmers, divide the [pucks] *{or}* [tabs] *{or}* [tablets] evenly among the skimmers. Make sure skimmers are free of debris. It is not necessary to completely submerge all tablets during the initial application. For best results, place the tablets in the skimmer with the blue shock layer facing down. [see Figure 1].
2. With free available chlorine level of at least 1 PPM, add two (2) tablets per 10,000 gallons to pool water. Test the free available chlorine level using a test kit or test strips before entering the pool. Do not enter pool if free available chlorine level is above 3 PPM.

**ACCEPTED
with COMMENTS
EPA Letter Dated:**

[Figure 1:] [Tablets stacked in skimmer with blue shock layer facing down.]



3. Operate pump for two (2) hours after product addition to ensure shock layer dissolves completely.
4. Circulation, flow rate, hours of pump operation, and water temperature will affect the recommended additions of [this product] {or} [DuoTab™]. For best results operate pump 8 - 12 hours per day. If pump run times exceed 12 hours per day, before adding additional tablets, test free available chlorine level. If your free available chlorine level is above 3 PPM, do not add additional tablets. Adjust the frequency of application in order to maintain a chlorine level of 1-3 PPM.
5. Do not remove tablet remnants from skimmer basket(s). Simply add additional tablet(s) as needed.
6. When free available chlorine level is adjusted to 1-3 PPM, add a maintenance [algicide] {or} [algaecide] as needed.

[ROUTINE MAINTENANCE:] {or}

[REGULAR USE:]

1. Check free available chlorine level at least twice a week and add additional [DuoTab™] [pucks] {or} [tabs] {or} [tablets] to skimmer as needed to maintain a chlorine level of 1-3 PPM.
2. Sunlight, rainfall, temperature, number of swimmers, and frequency of pool use affect the rate of chlorine level loss so check [skimmer] [chlorine level] at least twice a week.

Reentry into treated swimming pools is prohibited when free available chlorine levels are above 3 PPM due to risk of bodily injury.

ACCEPTED
with COMMENTS
* EPA Letter Dated:

AUG 22 2005

Under the Federal Insecticide,
Fungicide, and Rodenticide Act as
amended for the purpose,
registered under Reg. No. 67262-37

{Directions for swimming pool sanitization tablets applied through the skimmer using a BioLab, Inc. supplied mesh bag. Use of the mesh bag is not a requirement for product application. Option B}

Skimmer Application

DIRECTIONS FOR USE: It is a violation of Federal Law to use this product in any manner inconsistent with its labeling. Read entire label and use strictly in accordance with precautionary statements and directions.

[NOW USE THIS PRODUCT]

[GETTING STARTED:]

1. Ensure all pool equipment is working properly. Adjust stabilizer levels to 30-40 PPM with stabilizer.
2. All skimmers should be free of debris and / or any obstructions that may interfere with skimmer operation.]
3. Test the water's pH, alkalinity, and calcium hardness with test kit or test strips and adjust to the correct levels: Adjust pH to 7.2-7.6. Adjust total alkalinity to 80-125 PPM for plaster pools, 125-150 for vinyl or fiberglass pools using [Balance Pak® 100] {or} [alkalinity increaser]. Adjust calcium hardness to 200-275 PPM for plaster pools, 175-225 for vinyl or fiberglass pools using [Balance Pak® 300] {or} [calcium hardness increaser]. Be sure to follow label directions when using other products as outlined in directions for that product.
4. If water is cloudy or green, superchlorinate pool with [appropriate shock product] {or} [appropriate granular chlorinating product] {or} [Chlorinating Granules Plus™] {or} [BioGuard Burn Out Extreme]{or} [BioGuard Master Dichloro Dihydrate] until pool is clear and a free available chlorine level of at least 1 PPM is established.

START-UP/INITIAL TREATMENT:

[DuoTab™] can be added through the skimmer. If there are multiple skimmers, divide the tablets evenly among the skimmers. Make sure skimmers are free of debris. (**See below) We have provided mesh [bags] {or} [pouches] so you can remove the tablets without touching them to clean your skimmer.


1. Remove the provided mesh [bags] {or} [pouches] from the pail. Please inspect the [bags] {or} [pouches] and discard if they are damaged.
2. With the pump operating and a free available chlorine level of at least 1.0 PPM, unwrap and add two (2) tablets per 10,000 gallons of pool water into the mesh [bags] {or} [pouches] as shown in [Figure 1] {or} [Figure 2]. Note: each [bag] {or} [pouch] will hold three tablets.
3. To place the tablets in the mesh [bag] {or} [pouch], grasp the wrapped tablet through the wrapper with one hand and open the wrapper with the other. Open the mesh [bag] {or} [pouch] with the other hand and gently drop the tablet out of the wrapper into the mesh [bag] {or} [pouch]. Place the mesh [bag] {or} [pouch] holding the tablets into the skimmer.
4. To clean debris from the skimmer, lift the mesh [bag] {or} [pouch] with the tablets from the skimmer and replace after cleaning.

ACCEPTED
with COMMENTS
EPA Letter Dated:

AUG 22 2005

Under the Federal Insecticide,
Fungicide, and Rodenticide Act as
amended by the Federal
registered under Reg. No. 67262-37

[Figure 1] {or} [Figure 2]: [Adding tablets to mesh [bag] {or} [pouch].]



7. Operate pump for two (2) hours after product addition to ensure shock layer dissolves completely.
8. Circulation, flow rate, hours of pump operation, and water temperature will affect the recommended additions of [this product] {or} [DuoTab™]. For best results operate pump 8 - 12 hours per day. If pump run times exceed 12 hours per day, before adding additional tablets, test free available chlorine level. If your free available chlorine level is above 3 PPM, do not add additional tablets. Adjust the frequency of application in order to maintain a chlorine level of 1-3 PPM.
9. Do not remove tablet remnants from skimmer basket(s) or mesh [bags] {or} [pouches]. Simply add additional tablet(s) as needed.
10. When free available chlorine level is adjusted to 1-3 PPM, add a maintenance [algicide] {or} [algaecide] as needed.

[ROUTINE MAINTENANCE:] {or}

[REGULAR USE:]

1. Check free available chlorine level at least twice a week and add additional [DuoTab™] [pucks] {or} [tabs] {or} [tablets] to the mesh [bag] {or} [pouch] and place them in the skimmer as needed to maintain a chlorine level of 1-3 PPM.
2. Sunlight, rainfall, temperature, number of swimmers, and frequency of pool use affect the rate of chlorine level loss so check [skimmer] [chlorine level] at least twice a week.

Reentry into treated swimming pools is prohibited when free available chlorine levels are above 3 PPM due to risk of bodily injury.

**ACCEPTED
with COMMENTS
EPA Letter Dated:**

AUG 22 2005

Under the Federal Insecticide,
Fungicide, and Rodenticide Act as
amended, for the pesticide,
registered under EPA Reg. No. 67262-37

AUG 22 2005

{Directions to be used for pool sanitization tablets placed in a mesh bag or pouch and then applied to the pool with a floating chlorinator, Option C}

Under the Federal Insecticide,
Fungicide, and Rodenticide Act as
amended, for the pesticide,
registered under EPA Reg. No. 67262-37

Floater Application

DIRECTIONS FOR USE: It is a violation of Federal Law to use this product in any manner inconsistent with its labeling. Read entire label and use strictly in accordance with precautionary statements and directions.

IMPORTANT NOTES:

1. When using other products as outlined in the directions for this product, always follow label directions for those products.
2. Shock your pool with [a granular chlorinating product] {or} [Chlorinating Granules Plus™] [BioGuard Burn Out Extreme] {or} [BioGuard Master Dichloro Dihydrate] {or} [BioGuard Smart Shock] {or} [Swimming Pool Product Z] after heavy rain or heavy use to help keep your pool water properly maintained.
3. Sunlight, rainfall, temperature, number of swimmers, and frequency of pool use affect the rate of free available chlorine level loss. Adjust cleaning and chemical maintenance accordingly.
4. To avoid damage to pool surface, pool equipment, pool toys, pool furniture, etc., do not allow product to come in direct contact with these items. Do not add tablets directly into pool.
5. Longer pump operation time or higher flow rates through the skimmer will produce higher chlorine levels. Test frequently during initial use to determine best way to apply the product to your pool.


[BEFORE YOU BEGIN:] {or} [WATER BALANCE:]

1. Ensure all pool equipment is working properly. Adjust stabilizer levels to 30-40 PPM.
2. Test the water's pH, alkalinity, and calcium hardness with test kit or test strips and adjust to the correct levels: Adjust pH to 7.2-7.6. Adjust total alkalinity to 80-125 PPM for plaster pools, 125-150 for vinyl or fiberglass pools using [Balance Pak® 100] {or} [alkalinity increaser]. Adjust calcium hardness to 200-275 PPM for plaster pools, 175-225 for vinyl or fiberglass pools using [Balance Pak® 300] {or} [calcium hardness increaser]. Be sure to follow label directions when using other products as outlined in directions for that product.
3. If water is cloudy or green, superchlorinate pool with [appropriate shock product] {or} [appropriate granular chlorinating product] {or} [Chlorinating Granules Plus™] {or} [BioGuard Burn Out Extreme] {or} [BioGuard Master Dichloro Dihydrate] until pool is clear and a free available chlorine level of at least 1 PPM is established.

START-UP/INITIAL TREATMENT:

1. Ensure included mesh [pouches] {or} [bags] are not damaged. If the mesh [bags] {or} [pouches] are damaged, discard the bags. Please call Customer Service to order replacement mesh [bags] {or} [pouches].
2. Unwrap and place two (2) tablets [pucks] {or} [tabs] {or} [tablets] per 10,000 gallons into the mesh [pouches] {or} [bags] as shown in [Figure 1] {or} [Figure 2] {or} [Figure 3]. Note: each [bag] {or} [pouch] will hold three tablets.
3. To place the tablets in the mesh [bag] {or} [pouch], grasp the wrapped tablet through the wrapper with one hand and open the wrapper with the other. Open the mesh [bag] {or} [pouch] with the other hand and gently drop the tablet out of the wrapper into the mesh [bag] {or} [pouch].

[Figure 1] {or} [Figure 2]: Adding tablets to mesh [bag] {or} [pouch].



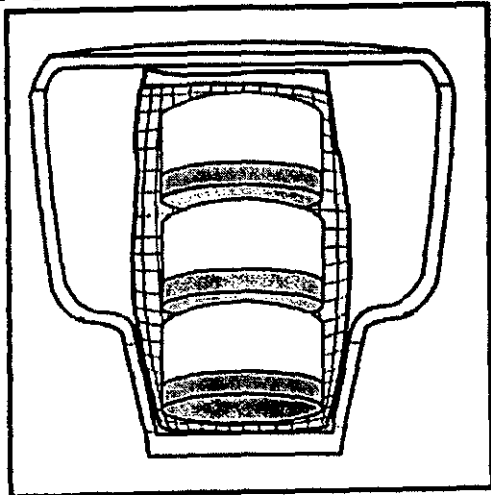
**ACCEPTED
WITH COMMENTS
EPA Letter Dated:**

AUG 22 2005

Under the Federal Insecticide,
Fungicide, and Rodenticide Act as
amended, for the pesticide,
registered under EPA Reg. No. 67262-37

4. Remove lid from the floating chlorinator and place the mesh bag into the body of the floating chlorinator. Ensure that the white layer of the [pucks] {or} [tabs] {or} [tablets] is facing up and that the tablets are stacked one on top of the other.
5. The mesh bag should fit firmly into bottom of floating chlorinator [Figure 2] {or} [Figure 3] {or} [Figure 4]. Replace lid and add floating chlorinator to pool.

[Figure 2] {or} [Figure 3]: [Position tablets with blue shock layer down in the floater]



6. Operate pump for a minimum of eight (8) hours after product addition to ensure shock layer dissolves completely.
7. After the initial eight (8) hours adjust the feed mechanism to assure a constant treatment level of 1-3 PPM of free available chlorine in the pool water.

Note: To prevent surface discoloration or damage in pools with bleachable surfaces, ensure floating chlorinator does not become trapped by skimmer, ladder, or other fixture at any time.

13 8 14

ROUTINE CHLORINATION:

1. Check free available chlorine level at least twice a week and add additional [DuoTab] [pucks] {or} [tabs] {or} [tablets] as needed to maintain a free chlorine level of 1-3 PPM.
2. When adding product to floating chlorinator inspect mesh bag for damage. If damaged, replace mesh bag and resume use of floating chlorinator.
3. The amount of product required and frequency of addition will vary with the number of swimmers, sunlight, rainfall, and water temperature. For best results operate pump for 8-12 hours per day.

Reentry into treated swimming pools is prohibited when free available chlorine levels are above 3 PPM due to risk of bodily injury.

**ACCEPTED
with COMMENTS
EPA Letter Dated:**

AUG 22 2005

Under the Federal Insecticide,
Fungicide, and Rodenticide Act as
amended, for the pesticide,
registered under EPA Reg. No. 67262-37

STORAGE AND DISPOSAL:

STORAGE : Keep this product dry in original tightly closed container when not in use. Store in a cool, dry, well-ventilated area away from heat or open flame.

CONTAINER DISPOSAL: Do not reuse container, but place in trash collection. Rinse thoroughly before discarding in trash.

PRECAUTIONARY STATEMENTS

HAZARDS TO HUMANS AND DOMESTIC ANIMALS: DANGER: Corrosive: Causes irreversible eye damage and skin burns. Harmful if swallowed or absorbed through skin. Do not get in eyes, on skin or on clothing. Wear safety glasses, protective clothing and rubber gloves when handling this product. Wash thoroughly with soap and water after handling and before eating, drinking, or using tobacco. Remove and wash contaminated clothing before reuse. Prolonged or frequently repeated skin contact may cause allergic reactions in some individuals.

PHYSICAL OR CHEMICAL HAZARDS: CONTAINS A STRONG OXIDIZING AGENT. Do not mix with other chemicals. Mix only with water. Never add water to product. Always add product to large quantities of water. Use clean dry utensils. Do not add other chemicals through the skimmer when using this product- an explosion might occur. Do not use this product in a chemical feeding device. Such use may cause a violent reaction leading to fire or explosion.

~~Chlorine bleach should not be used in swimming pools. Do not use in hot tubs. Do not use in hot tubs. Do not use in hot tubs.~~
Contamination with moisture, organic matter, or other chemicals will start a chemical reaction and generate heat, hazardous gas, possible fire and explosion. In case of contamination or decomposition, do not reseal container. If possible, isolate container in open air or well-ventilated area. Flood area with large volumes of water.

{Environmental hazards statement for end-use products in containers of less than 50 pounds (solid, dry weight).}

[ENVIRONMENTAL HAZARDS: This pesticide is toxic to fish and aquatic organisms.]

{Environmental hazards statement for end-use products in containers equal to or greater than 50 pounds (solid, dry weight).}

[ENVIRONMENTAL HAZARDS: This pesticide is toxic to fish and aquatic organisms. Do not discharge effluent containing this product into lakes, streams, ponds, estuaries, oceans or other waters unless in accordance with the requirements of a National Pollutant Discharge Elimination System (NPDES) permit and the permitting authority has been notified in writing prior to discharge. Do not discharge effluent containing this product to sewer systems without previously notifying the local sewage treatment plant authority. For guidance contact your State Water Board or Regional Office of the EPA.]

NOTE: Buyer assumes all responsibility for safety and use not in accordance with directions.

- [NOTE: Any questions or comments about Aqua Chem Products?]
- [In the continental U.S. call 1-800-252-POOL (7665). Ask for your free pool care booklet.]
- [Questions or comments call 1-800-252-POOL (7665).]
- [Visit Aqua Chem's Internet Web Site at <http://www.aquachem.com>]
- [Visit PoolTime's Internet Web Site at <http://www.pooltime.com>]
- [Visit Omni's Internet Web Site at <http://www.omnipool.com>]
- [Visit Sun's Internet Web Site at <http://www.sunforthe pool.com>]
- [Visit BioGuard's Internet Web Site at <http://www.bioguard.com>]

**ACCEPTED
with COMMENTS
EPA Letter Dated:**

AUG 22 2015

**Under the Federal Insecticide,
Fungicide, and Rodenticide Act as
amended, for the pesticide,
registered under EPA Reg. No. 67262-37**