



UNITED STATES ENVIRONMENTAL PROTECTION AGENCY  
WASHINGTON, DC 20460

OFFICE OF CHEMICAL SAFETY  
AND POLLUTION PREVENTION

May 15, 2018

Mark Jernigan  
Registration Manager, Pool  
Recreational Water Products, Inc.  
PO Box 1449  
Buford, GA 30515

Subject: Label Amendment – Updated use directions & marketing statements  
Product Name: Granular Chlorinator  
EPA Registration Number: 67262-36  
Application Date: December 20, 2017  
Decision Number: 537483

Dear Mr. Jernigan:

The amended label referred to above, submitted in connection with registration under the Federal Insecticide, Fungicide and Rodenticide Act, as amended, is acceptable. This approval does not affect any conditions that were previously imposed on this registration. You continue to be subject to existing conditions on your registration and any deadlines connected with them.

A stamped copy of your labeling is enclosed for your records. This labeling supersedes all previously accepted labeling. You must submit one copy of the final printed labeling before you release the product for shipment with the new labeling. In accordance with 40 CFR 152.130(c), you may distribute or sell this product under the previously approved labeling for 18 months from the date of this letter. After 18 months, you may only distribute or sell this product if it bears this new revised labeling or subsequently approved labeling. "To distribute or sell" is defined under FIFRA section 2(gg) and its implementing regulation at 40 CFR 152.3.

Should you wish to add/retain a reference to the company's website on your label, then please be aware that the website becomes labeling under the Federal Insecticide Fungicide and Rodenticide Act and is subject to review by the Agency. If the website is false or misleading, the product would be misbranded and unlawful to sell or distribute under FIFRA section 12(a)(1)(E). 40 CFR 156.10(a)(5) list examples of statements EPA may consider false or misleading. In addition, regardless of whether a website is referenced on your product's label, claims made on the website may not substantially differ from those claims approved through the registration process. Therefore, should the Agency find or if it is brought to our attention that a website contains false or misleading statements or claims substantially differing from the EPA approved registration, the website will be referred to the EPA's Office of Enforcement and Compliance.

Page 2 of 2  
EPA Reg. No. 67262-36  
Decision No. 537483

Your release for shipment of the product constitutes acceptance of these conditions. If these conditions are not complied with, the registration will be subject to cancellation in accordance with FIFRA section 6. If you have any questions, you may contact Donna Kamarei at (703)347-0443 or via email at [Kamarei.donna@epa.gov](mailto:Kamarei.donna@epa.gov).

Sincerely,

A handwritten signature in blue ink that reads "Wanda J. Fuller, for". The signature is written in a cursive style.

Demson Fuller, Product Manager 32  
Regulatory Management Branch II  
Antimicrobials Division (7510P)  
Office of Pesticide Programs

Enclosure

*{All text in brackets [xxx] is optional and may or may not be included on a final label.}*

*{All text in braces {xxx} is administrative and will not appear on a final label.}*

## Granular Chlorinator

ACTIVE INGREDIENT:

Trichloro-s-triazinetriene\*\* 53.5%

OTHER INGREDIENTS: 46.5%

TOTAL 100.0%

\*\*Available Chlorine...48.6%

**KEEP OUT OF REACH OF CHILDREN**

**DANGER**

See [back] [side] panel for first aid and additional precautionary statements.

MANUFACTURED FOR:

RECREATIONAL WATER PRODUCTS, INC.

[AQUA CHEM DIVISION]

[PoolTime Division]

P.O. BOX 1449

BUFORD, GEORGIA 30515

Net [Contents] [Weight]: *{as indicated on container}*

EPA REG. NO. 67262-36

EPA EST. NO. 5185-GA-1 [(BL)] {or} [(Z)]

7616-CA-1 [(C)]


*{If multiple EPA Establishment Numbers appear on the label.}*

[Actual establishment shown in code above or below label printed on [bottle] [container]]

[Letter designation in lot code printed above or below on [bottle] [container] identifies actual establishment.]

*{The following statement will appear on the front panel or lid of bottles/buckets or if in bags, on front panel.}*

DO NOT mix with [Calcium Hypochlorite or] any other product. See label for additional important product information.



May 8, 2018

*{General statements available to all labels}*

[Do not mix this product with any other product]

[Do Not Mix with Calcium Hypochlorite or Any Other Product]

[Apply in dry form - Do Not Pre-dissolve]

[TO OPEN, CUT ALONG DOTTED LINE WITH SCISSORS]

[What?] *{For use on front panel of label as a header above/beside product name.}*

[Why?] *{For use on front panel of label as a header above/beside marketing statements chosen from accepted label text that relates to the consumer features and benefits of product.}*

[Kills Bacteria and [Pool] Algae]

[Contains a Filter Enhancer]

[Convenient skimmer application]

[Easy skimmer application]

[Add directly to Skimmer]

[Add Directly to Skimmer or Directly to Pool]

[Add dry product through skimmer or directly to pool]

[Destroys Swimmer Contaminants[\*]]

[Destroys Organic Wastes[\*]]

[\*such as] [body & suntan oils] [body oils] [&] [suntan oils] [&] [sweat] [perspiration] [&] [lotions] [&] [urine]]

[For use as a Shock]

[Kills [Pool] Algae]

[Kills Bacteria]

[Controls [Pool] Algae]

[Produces Sparkling Clean Swimming Pool Water]

[Suitable for all pool types]

[For all pool surfaces] [including vinyl, plaster and fiberglass]

[For all pools, including vinyl, plaster and fiberglass]

[For use in all pool types]

[Creates sparkling water]

[Clears cloudy water]

[Add through skimmer or directly to pool]

[Enhances filtration]

[Improves filter performance]

[Kills bacteria & algae]

[Can be used in salt pools]

[Compatible with salt pools]

[Suitable for opening pools]

[Suitable for pool opening and winterization]

[Suitable for pool opening and closing]

[Suitable for winterizing pools]

[Suitable for pool closing]

[Suitable for pool winterization]

[Suitable for closing pools]

[Shocks water clear]

[Keeps water clean]

[Made in the USA]

[Reduces chlorine odor]

[Patented Chlorine Technology]

[Destroys Organic [Wastes] [Contaminants][\*]]

[\*such as] [body & suntan oils] [body oils] [&] [suntan oils] [&] [sweat] [perspiration] [&] [lotions] [&] [urine]]

[For use with all pool surfaces]

[With Built in Clarifier]

[Gathers debris for easy removal]

[Gathers debris for easy filtration]  
[pH balanced]  
[[Easy-to-use],[multifunctional] chlorinating granules protect against algae and bacteria for water that stays [clean], [clear] [&] [free of visible algae]]  
[The 6-in-1 Difference]  
[6-in-1 [formula] [sanitizer] [sanitizer & shock][shock]]  
[Kills [& prevents] all types of pool algae]  
[Controls [Pool] Algae]  
[Kills all types of [Pool] algae]  
[Fights green, mustard and black algae]  
[Treats visible [pool] algae]  
[Kills [and] [prevents] [and] [controls] [green], [black], [and] [mustard] algae]  
[Kills and controls all pool algae types]  
[Kills and prevents all types of pool algae]  
[Kills and controls green, black and mustard algae]  
[[with] Algae-killing formula]  
[Sunlight protected [for longer lasting chlorine]  
[Protected against sunlight [to last longer]]  
[Removes organic contaminants[\*] [for clear water]]  
[Removes swimmer contaminants[\*] [for clear water]]  
[\*[such as] [body & suntan oils] [body oils] [&] [suntan oils] [&] [sweat] [perspiration] [&] [lotions] [&] [urine]]  
[For use with all filter & surface types]  
[Skimmer]  
[Directly to water]  
[Easy 1 2 3 Pool Care Brand System]  
[Step 3] {Shock is “Step 3” in “Easy 1 2 3 Pool Care Brand System”}  
[Step 2] {Chlorination is “Step 2” in “Easy 1 2 3 Pool Care Brand System”}  
[Chlorinate]  
[Do not store in direct sunlight]  
[Store out of direct sunlight]  
[6-in-1 [action]]

*{When sold with sanitizer/shock directions}*

[Step 3]

[Step 3- Sanitize] {Sanitizers are marketed as step three of a five step program to treat swimming pool water for Pool Time brand.}

[Step 4]

[Step 4- Shock] {Shocks are marketed as step four of a five step program to treat swimming pool water for Pool Time brand.}

*{Spanish statement directing Spanish speakers to obtain assistance before using product. Translates in English to: “If you do not understand the (this) label, find someone to explain it to you in detail.”}*  
[Si usted no entiende la etiqueta, busque a alguien para que se lo explique a usted en detalle.]

[When?] *{For use on front panel of label as a header above/beside text chosen from accepted label text that relates to the consumer anticipated frequency of product use.}*

[Daily\*\*\*] {To be used when sold with sanitizer/shock/algaecide directions}

[\*\*\*Approximate application rate to chlorinate. Please refer to directions for shock and algaecide application.]

*{The “Pool Essentials System” boxes below may be placed on the label to allow easy product category identification by consumers. Only one box will be used}*

*{When sold with sanitizer/shock directions}*

Pool Essentials System	<input type="radio"/>	<input checked="" type="radio"/>	<input checked="" type="radio"/>	<input type="radio"/>
	balance	chlorinate	shock	algaecide

*{When sold with shock directions only}*

Pool Essentials System	<input type="radio"/>	<input type="radio"/>	<input checked="" type="radio"/>	<input type="radio"/>
	balance	chlorinate	shock	algaecide

*{When sold with sanitizer/shock/algaecide directions}*

Pool Essentials System	<input type="radio"/>	<input checked="" type="radio"/>	<input checked="" type="radio"/>	<input checked="" type="radio"/>
	balance	chlorinate	shock	algaecide

*{Optional marketing statements for use only with swimming pool sanitization directions}*

[[4 in 1 Sanitizer and Shock][With built in clarifier, filtration enhancer, algae preventative and sun light protector]]

[Swimming Pool Sanitizer]

[Granular Sanitizer and Shock]

[Sanitizer and Shock]

[For use as a Shock]

[With built in clarifier, filtration enhancer and sun light protector]

[[Multifunctional Sanitizer and Shock][With built in clarifier, filtration enhancer and sun light protector]]

[Sanitizes, Clarifies, Kills Algae and Enhances Filtration]

[Granular Chlorinated Sanitizer & Shock]

[Routine Chlorinator]

[Buffered Sanitizer]

[For Everyday Use]


[When?] *{For use on front panel of label as a header above/beside text chosen from accepted label text that relates to the consumer anticipated frequency of product use.}*

[Daily\*\*] *{To be used when sold with sanitizer/shock/algaecide directions}*

[\*\*Approximate application rate to chlorinate. Please refer to directions for shock and algaecide application.]

{“4 step System” box below may be placed on the label to allow easy product category identification by consumers.}

{When sold with sanitizer/shock/ algaecide directions}



{Optional marketing statements for use only with superchlorination/shock directions}

[TO OPEN, CUT ALONG DOTTED LINE WITH SCISSORS] [ALWAYS OPEN BAG AWAY FROM FACE] {Statement to appear in upper corner of child resistant bag when product is sold in a bag.}

[Shock product]

[Shock Treatment]

[Shock]

[1 lb treats 10,000 gallons]

[With built in clarifier, filter enhancer and sun light protector]

[[Multifunctional Shock][With built in clarifier, filter enhancer and sun light protector]

[For Pool Start-up and Weekly Shock Treatment]

[For Heavy Bather Loads]

[For Use After Heavy Rains]

[For Heavy Bather Loads or After Heavy Rains]

[Clarifies water]

[Reduces organic contaminants[\*]]

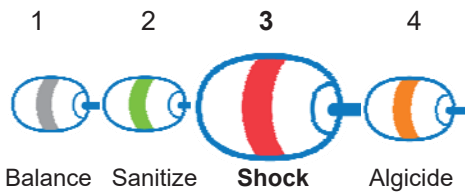
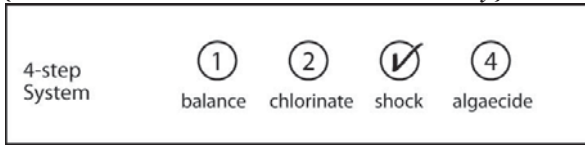
[\*[such as] [body & suntan oils] [body oils] [&] [suntan oils] [&] [sweat] [perspiration] [&] [lotions] [&] [urine]]

[When?] {For use on front panel of label as a header above/beside text chosen from accepted label text that relates to the consumer anticipated frequency of product use.}

[1 X a week] {To be used when sold with shock directions only}

{“4 step System” box below may be placed on the label to allow easy product category identification by consumers.}

{When sold with shock directions only}



{Following chart is optional}

Our Ingredients:	What They Do:
Trichloro-s-triazinetrione	Kills Bacteria, Kills [Pool] Algae, Destroys Organic Wastes
Clarifier/Filtration enhancer	Makes water Crystal Clear
Sunlight Protector	Protects chlorine from sunlight dissipation



*{Directions to be used for swimming pool sanitization product, Option A}*

[This product is a concentrated chlorinating agent. It is in a dry, free-flowing form. It kills bacteria and destroys organic contaminants [\*] in pools]

[Use this product:]

- [For routine daily chlorination (sanitation)]
- [To shock]
- [To kill [pool] algae]
- [To kill bacteria]

[\*[such as] [body & suntan oils] [body oils] [&] [suntan oils] [&] [sweat] [perspiration] [&] [lotions] [&] [urine]]

**DIRECTIONS FOR USE:** It is a violation of Federal Law to use this product in a manner inconsistent with its labeling. **READ ENTIRE LABEL AND USE STRICTLY IN ACCORDANCE WITH PRECAUTIONARY STATEMENTS AND DIRECTIONS FOR USE.**

**[WATER BALANCE:** Optimum product performance and swimmer comfort will be achieved if you test, adjust and maintain to the following: pH between 7.2 - 7.6, alkalinity between 80 - 125 ppm for plaster pools and 125 – 150 ppm for vinyl, fiberglass and painted pools. Maintain calcium hardness between 175 – 225 ppm.]

[DO NOT pre-dissolve this product before adding to pool or skimmer. DO NOT mix this product with any other products or chemicals. Always apply this product in its dry form using a clean dry plastic cup or scoop. Do not use this cup for any other purpose. This product should be applied through the skimmer or directly to pool as follows:]

**Add Directly to Skimmer (Preferred Method):** Add product in dry form directly through the skimmer with the basket removed and the pump running. Replace the skimmer basket and keep the pump running for at least 4 hours.

**Add Directly to Pool:** Add product in dry form directly to the pool water, with the pump running for at least 4 hours. If your pool has a bleachable surface, such as vinyl, colored plaster, painted plaster, or fiberglass, use skimmer application, or add directly to pool, brushing visible product until completely dissolved to avoid bleaching.

**[To open your pool in the spring,** if the pool has not been maintained for several weeks, or if the pool is freshly filled: brush all pool surfaces with pump operating. Add 1 lb. (2, 8oz cups) of this product in dry form per 10,000 gallons of pool water. After two hours, test chlorine level (residual). Repeat dosage until you obtain a chlorine level of 1 - 4 ppm.]

**[To sanitize your pool,** add 4 to 6 oz (1/2 to 3/4, 8oz cup) of this product in dry form per 10,000 gallons of pool water every day, every other day or as often as needed to maintain a chlorine level between 1 - 4 ppm. The amount of product required and frequency of addition will vary with the number of swimmers, water temperature and amount of rain. Operate the pump a minimum of 10 hours per day for best results.]

**[To shock your pool,** apply product weekly, when bather loads are high, water appears hazy or dull, unpleasant odors or eye irritation occurs, or after heavy rain. Add 1lb. (2, 8oz cups) of this product in dry form per 10,000 gallons of pool water.]

**[To treat algae,** brush algae from pool surfaces. Add 1lb. (2, 8oz cups) of this product in dry form per 10,000 gallons of pool water for light algae growth. [Add 2 lb. (4, 8oz cups) of this product in dry form per 10,000 gallons of pool water for moderate to heavy algae growth.] *{or}* [Add 1 lb. of this product in dry form per 5,000 gallons of pool water for moderate to heavy algae growth.]Repeat if necessary.]

**[To winterize your pool,** treat any algae present, then: add 2.5 lbs. (5, 8oz cups) of this product in dry form per 10,000 gallons of pool water.]

**[To winterize your pool,** treat any algae present, then: add 1 lb of this product in dry form per 4,000 gallons of pool water.]

**Reentry into treated swimming pools is prohibited above levels of 4 ppm chlorine due to risk of bodily injury.**

*{Simplified use directions to be used for swimming pool sanitization product, Option B}*

[How?]

**DIRECTIONS FOR USE:** It is a violation of Federal Law to use this product in a manner inconsistent with its labeling. **READ ENTIRE LABEL AND USE STRICTLY IN ACCORDANCE WITH PRECAUTIONARY STATEMENTS AND DIRECTIONS FOR USE.**

- Test and balance water before using this product. Visit [the Aqua Chem Web Site] *{or}* [www.aquachem.com] *{or}* [the Pool Time website] *{or}* [www.pooltime.com] *{or}* [the Brand website] *{or}* [www.brand.com] for complete pool balancing instructions.
- If you have a vinyl liner and your water is cloudy, follow the “Add Directly to Skimmer” application method to avoid bleaching.

#### **Application Methods:**

If your pool has a bleachable surface, such as vinyl, colored plaster, painted plaster, or fiberglass, use skimmer application, or add directly to pool, brushing visible product until completely dissolved to avoid bleaching.

**Add Directly to Skimmer (Preferred Method):** Remove basket. Add product through the skimmer. Operate the filter and pump at least 4 hours.

**Add Directly to Pool:** Add product to the deepest area of the pool. Operate the filter and pump at least 4 hours.

#### **[To Keep Water Clean:**

##### **Start-up:**

- Add [16 oz.] *{or}* [1 lb.] per 10,000 gallons using the application methods above. Repeat as needed to establish 1-4 ppm free chlorine.

##### **Routine:**

- Add 2 to 4 oz. per 10,000 gallons daily or as often as needed, using the application methods above, to maintain a chlorine level between 1 - 4 ppm.
- Apply more product after heavy use, high temperatures, or rain. To keep water clear, shock pool weekly.
- Do not pre-dissolve this product before adding to pool or skimmer. Do not mix this product with any other products or chemicals.
- [Always apply this product in its dry form using a clean dry plastic cup or scoop. Do not use this cup for any other purpose.]

#### **[To Shock Water Clear:**

- Add [16 oz.] *{or}* [1 lb.] per 10,000 gallons while filter and pump are operating using the application methods above.
- Add more product after heavy use, high temperatures, or rain. To keep water clear, shock pool weekly.
- Do not pre-dissolve this product before adding to pool or skimmer. Do not mix this product with any other products or chemicals. ]

#### **[To Kill Algae:**

- Brush visible algae from pool surfaces.
- For light algae, add [16 oz.] *{or}* [1 lb.] per 10,000 gallons using the application methods above.
- [For heavy algae, add [32 oz.] *{or}* [2 lb.] per 10,000 gallons using the application methods above.]
- [For heavy algae, add 1 lb. per 5,000 gallons using the application methods above.]
- Product can be re-applied after 72 hours if necessary.]

**[To Close Pools:**

- Kill any visible algae using “To Kill Algae” directions.
- [Add [40 oz.] {or} [2.5 lb.] per 10,000 gallons] {or} [Add 1 lb per 4,000 gallons] using the appropriate application method above.
- [Add an appropriate winter [algaecide] {or} [algicide] after addition of this product.]
- [Visit [the Aqua Chem Web Site] {or} [www.aquachem.com] {or} [the Pool Time website] {or} [www.pooltime.com] {or} [the Brand website] {or} [www.brand.com]for complete pool closing instructions.] ]

**Reentry into treated swimming pools is prohibited above levels of 4 ppm chlorine due to risk of bodily injury.**

*{Simplified use directions in table format to be used for swimming pool sanitization product, Option C}*

**DIRECTIONS FOR USE:** It is a violation of Federal Law to use this product in a manner inconsistent with its labeling. **READ ENTIRE LABEL AND USE STRICTLY IN ACCORDANCE WITH PRECAUTIONARY STATEMENTS AND DIRECTIONS FOR USE.**

Test & balance water prior to use. Adjust pH to 7.2-7.6 [and free chlorine to 1-4 ppm]. Visit [website] for [free water analysis] [and] [personalized product and dosage recommendations].

**Use:** Protects against algae and bacteria for water that stays clean, clear & free of visible algae.

<b>Application Methods</b>	
Always apply in dry form using a designated clean, dry plastic scoop.	
<b>Skimmer</b> (recommended)	Remove basket, add product through skimmer, operate filter and pump and do not back wash for at least 2-4 [hrs][hours], replace basket in skimmer.
<b>Directly to water</b> (white plaster only)	Add product to deepest area of pool. Brush visible product until dissolved to avoid surface damage. Operate filter and pump for at least 2-4 [hrs][hours].
<b>Do Not</b> pre-dissolve this product before adding to skimmer or mix with any other products or chemicals.	

<b>Dosage per 10,000 gallons</b>	<b>When/How to Use (apply per above application methods)</b>
1 lb	<b>To Reach 1-4 ppm at Start-Up</b> Test and repeat application as needed to reach 1-4 ppm of chlorine.
2-4 oz	<b>To Sanitize Daily or as needed</b> [to maintain 1-4 ppm of chlorine.]
1 lb	<b>To Shock Weekly</b> [or if water is cloudy or green.]
1 lb – Light algae [2 lb – Heavy algae]	<b>To Kill Algae[*]</b> <ol style="list-style-type: none"> <li>1. Brush algae from pool surfaces.</li> <li>2. Apply product per above application methods.</li> <li>3. Repeat after 72 [hrs][hours] if needed.</li> </ol>

*{Readers note: If product sold in one pound pre-measured bag, “2 lb – Heavy algae” will be removed from table and a footnote added for dosage of heavy algae.}*

[\*For heavy algae, add 1 lb. per 5,000 gallons using the application methods above.]

**For best results:** Add more product after heavy rain, frequent backwashing, or partial drain/refill and shock weekly to maintain 1 – 4 ppm.

**[To Close Pool:** [Add 2.5 lb per 10,000 gallons per above application methods.] *{or}* [Add 1 lb per 4,000 gallons per above application methods.] Next add algaecide per closing directions. [Visit (website) for pool closing instructions.]]

**Re-entry into treated swimming pools is prohibited above levels of 4ppm chlorine due to risk of body injury.**

*{Directions to be used for shock product, Option A}*

[Use this product:]

- [To shock]
- [To kill [pool] algae ]
- [To kill bacteria]

**DIRECTIONS FOR USE:** It is a violation of Federal Law to use this product in a manner inconsistent with its labeling. **READ ENTIRE LABEL AND USE STRICTLY IN ACCORDANCE WITH PRECAUTIONARY STATEMENTS AND DIRECTIONS FOR USE.**

**[WATER BALANCE:** Optimum product performance and swimmer comfort will be achieved if you test, adjust and maintain to the following: pH between 7.2 - 7.6, alkalinity between 80 - 125 ppm for plaster pools and 125 – 150 ppm for vinyl, fiberglass and painted pools. Maintain calcium hardness between 175 – 225 ppm.]

*{For application as a Shock when sold in a child resistant bag}*

[DO NOT pre-dissolve this product before adding to pool or skimmer. DO NOT mix this product with any other products or chemicals. This product should be applied in its dry form through the skimmer or directly to pool as follows:]

*{For application as a Shock when sold in a bottle/bucket}*

[DO NOT pre-dissolve this product before adding to pool or skimmer. DO NOT mix this product with any other products or chemicals. Always apply this product in its dry form using a clean dry plastic cup or scoop. Do not use this cup for any other purpose. This product should be applied through the skimmer or directly to pool as follows:]

**Add Directly to Skimmer (Preferred Method):** Add product in dry form directly through the skimmer with the basket removed and the pump running. Replace the skimmer basket and keep the pump running for at least 4 hours.

**Add Directly to Pool:** Add product in dry form directly to the pool water, with the pump running for at least 4 hours. If your pool has a bleachable surface, such as vinyl, colored plaster, painted or fiberglass, use skimmer application, or add directly to pool, brushing visible product until completely dissolved to avoid bleaching.

[To open your pool in the spring, if the pool has not been maintained for several weeks, or if the pool is freshly filled: brush all pool surfaces with pump operating. Add 1 lb. [(2, 8oz cups)] *{for use if product is not in premeasured bag}* of this product in dry form per 10,000 gallons of pool water. After two hours, test chlorine level (residual). Repeat dosage until you obtain a chlorine level of 1 – 4 ppm.]

[To shock your pool, apply product weekly when bather loads are high, water appears hazy or dull, unpleasant odors or eye irritation occurs, or after heavy rain. Add 1lb. [(2, 8oz cups)] *{for use if product is not in premeasured bag}* of this product in dry form per 10,000 gallons of pool water.]

[To treat algae, brush algae from pool surfaces. Add 1lb. [(2, 8oz cups)] *{for use if product is not in premeasured bag}* of this product in dry form per 10,000 gallons of pool water for light algae growth. [Add 2 lb. [(4, 8oz cups)] *{for use if product is not in premeasured bag}* of this product in dry form per 10,000 gallons of pool water for moderate to heavy algae growth.] *{or}* [Add 1 lb *{for use if product is in premeasured bag}* of this product in dry form per 5,000 gallons of pool water for moderate to heavy algae growth.] Repeat if necessary.]

[To winterize your pool, treat any algae present then add 2.5 lbs. [(5, 8oz cups)] *{for use if product is not in premeasured bag}* of this product in dry form per 10,000 gallons of pool water.]

[To winterize your pool, treat any algae present then add 1 lb of this product in dry form per 4,000 gallons of pool water.]

**Reentry into treated swimming pools is prohibited above levels of 4 ppm chlorine due to risk of bodily injury.**

*{Directions to be used for shock application, Option B}*

[How?]

#### **DIRECTIONS FOR USE:**

It is a violation of Federal Law to use this product in any manner inconsistent with its labeling. Read entire label and use strictly in accordance with precautionary statements and directions.

- Test and balance water before using this product. Visit [the Aqua Chem Web Site] *{or}* [www.aquachem.com] *{or}* [the Pool Time website] *{or}* [www.pooltime.com] *{or}* [the Brand website] *{or}* [www.brand.com] for complete pool balancing instructions.
- If you have a vinyl liner and your water is cloudy, follow the “Add Directly to Skimmer” application method to avoid bleaching.

#### **Application Methods:**

If your pool has a bleachable surface, such as vinyl, colored plaster, painted plaster, or fiberglass, use skimmer application, or add directly to pool, brushing visible product until completely dissolved to avoid bleaching.

**Add Directly to Skimmer (Preferred Method):** Remove basket. Add product through the skimmer. Operate the filter and pump at least 4 hours.

**Add Directly to Pool:** Add product to the deepest area of the pool, operate the filter and pump at least 4 hours.

#### **To Shock Water Clear:**

- Add [16 oz.] *{or}* [1 lb.] per 10,000 gallons while filter and pump are operating using the application methods above.
- Add more product after heavy use, high temperatures, or rain. To keep water clear, shock pool weekly.
- Do not pre-dissolve this product before adding to pool or skimmer. Do not mix this product with any other products or chemicals.
- [Always apply this product in its dry form using a clean dry plastic cup or scoop. Do not use this cup for any other purpose.] ]

**Reentry into treated swimming pools is prohibited above levels of 4 ppm chlorine due to risk of bodily injury.**

#### **[To Close Pool:**

- [Add [40 oz.] *{or}* [2.5 lb.] per 10,000 gallons using the appropriate application method above.]
- [Add 1 lb. per 4,000 gallons using the appropriate application method above.]
- [Add an appropriate winter [algaecide] *{or}* [algicide] after addition of this product.]
- [Visit [the Aqua Chem Web Site] *{or}* [www.aquachem.com] *{or}* [the Pool Time website] *{or}* [www.pooltime.com] *{or}* [the Brand website] *{or}* [www.brand.com] for complete pool closing instructions.] ]



*{Storage and Disposal directions when product is sold in bottles/buckets.}*

**[STORAGE AND DISPOSAL** Keep this product dry in original tightly closed container when not in use. Store in a cool, dry, well-ventilated area away from heat or open flame. Do not contaminate food or feed by storage or disposal. **CONTAINER DISPOSAL:** Non-refillable container. Do not reuse or refill this container. Offer for recycling, if available. Triple rinse container (or equivalent) promptly after emptying.]

*{Storage and Disposal directions when product is sold in bags.}*

**[STORAGE AND DISPOSAL** Keep this product dry in its original unopened bag until use. For partially used bags, fold over top of bag and secure with adhesive tape. Store unopened and partially used bags in a secure location away from children. Store in a cool, dry, well-ventilated area away from heat or open flame. Do not contaminate food or feed by storage or disposal. **CONTAINER DISPOSAL:** Non-refillable container. Do not reuse or refill this container. Offer for recycling, if available. Triple rinse container (or equivalent) promptly after emptying.]

#### **PRECAUTIONARY STATEMENTS:**

**HAZARDS TO HUMANS AND DOMESTIC ANIMALS: DANGER:** Corrosive. Causes irreversible eye damage and skin irritation. May be fatal if inhaled. Harmful if swallowed or absorbed through skin. Do not get in eyes, on skin, or on clothing. Do not breathe dust. Wear goggles, face shield, or shielded safety glasses, coveralls worn over short-sleeved shirt and short pants, socks, chemical-resistant gloves, chemical-resistant footwear, and a dust/mist filtering respirator (MSHA/NIOSH approval number prefix TC-21C), or a NIOSH approved respirator with any N, R, P or HE filter. Wash thoroughly with soap and water after handling and before eating, drinking, chewing gum, using tobacco or using toilet. Remove and wash contaminated clothing before reuse.

**PHYSICAL OR CHEMICAL HAZARDS CONTAINS AN OXIDIZING AGENT: DO NOT** mix with other products or chemicals. Never add water to product. Always add product in dry form directly to pool or pool skimmer. Use clean dry utensils. Do not add this product to any dispensing device containing remnants of any other product. Such use may cause a violent reaction leading to fire or explosion. Contamination with organic matter or other chemicals will start a chemical reaction and generate heat, hazardous gas, possible fire, and explosion. In case of contamination or decomposition, do not reseal container. If possible, isolate container in open air or well-ventilated area. Flood area with large volumes of water. Keep area ventilated until all fumes are gone.

**FIRST AID: IF IN EYES:** Hold eye open and rinse slowly and gently with water for 15-20 minutes. Remove contact lenses, if present, after the first 5 minutes, then continue rinsing eye. Call a poison control center or doctor for treatment advice. **IF INHALED:** Move person to fresh air. If person is not breathing, call 911 or an ambulance, then give artificial respiration, preferably mouth-to-mouth, if possible. Call poison control center or doctor for treatment advice. **IF ON SKIN OR CLOTHING:** Take off contaminated clothing. Rinse skin immediately with plenty of water for 15-20 minutes. Call a poison control center or doctor for treatment advice. **IF SWALLOWED:** Call poison control center or doctor immediately for treatment advice. Have person sip a glass of water if able to swallow. Do not induce vomiting unless told to do so by the poison control center or doctor. Do not give anything by mouth to an unconscious person.

**Have the product container or label with you when calling a poison control center or doctor, or going for treatment. IN CASE OF MEDICAL EMERGENCY, CALL 1-877-800-5553.**

Note to Physician: Probable mucosal damage may contraindicate the use of gastric lavage.

*{Environmental hazards statement for end-use products in containers of less than 5 gallons (liquid) or less than 50 pounds (solid, dry weight).}*

**[ENVIRONMENTAL HAZARDS** This pesticide is toxic to fish and aquatic organisms.]

*{Environmental hazards statement for end-use products in containers of equal to or greater than 5 gallons (liquid) or equal to or greater than 50 pounds (solid, dry weight).}*

**[ENVIRONMENTAL HAZARDS** This pesticide is toxic to fish and aquatic organisms. Do not discharge effluent containing this product into lakes, streams, ponds, estuaries, oceans or other waters unless in accordance with the requirements of a National Pollutant Discharge Elimination System (NPDES) permit and the permitting authority has been notified in writing prior to discharge. Do not discharge effluent containing this product to sewer systems without previously notifying the local sewage treatment plant authority. For guidance contact your State Water Board or Regional Office of the EPA.]

**NOTE:** Buyer assumes all responsibilities for safety and use not in accordance with directions.

**[NOTE:** User assumes all responsibility for use not in accordance with directions.]

*{The following is optional text to be used at Recreational Water Product's discretion with swimming pool use directions. This information is non-essential and will be provided only as a courtesy. Will not appear on all swimming pool products.}*

## **HOW TO CALCULATE POOL CAPACITY**

### **Shape of Pool Gallons of water**

Rectangular    Average depth x average length x average width x 7.5

Circular        Diameter x diameter x average depth x 5.9

Oval            Full width x full length x average depth x 5.9

Irregular       Consult pool builder

### **[Questions or Comments?**

Use our ON-LINE water analysis at [www.aquachem.com] [www.pooltime.com] [www.brand.com] or CALL (800) 252-POOL (7665).]

**Call 1-800-252-POOL (7665) or visit** [www.aquachem.com] [www.pooltime.com] [www.brand.com]

[Free on-line water analysis from your home computer! Long onto [www.aquachem.com]

[www.pooltime.com] [www.brand.com] for:

- personalized pool water analysis
- step-by-step application instructions
- dosage recommendations
- store locator]

See [www.aquachem.com] [www.pooltime.com] [www.brand.com] for FREE online water analysis.

[In the continental U.S. call 1-800-252-POOL (7665). Ask for your free pool care booklet.]


[Questions or comments call 1-800-252-POOL (7665).]

[[Questions?] [Pool Care Tips?] [1-800-SOS-POOL]]

[Visit PoolTime's Internet Web Site at <http://www.pooltime.com>]

[Visit Brand Name's Internet Web Site at <http://www.brandname.com>]

{Optional Graphics}



**WARNING**  
**AVISO**

Children can fall into bucket and drown. Keep children away from bucket with even a small amount of liquid.

Los niños pueden caer dentro de el balde y ahogarse. Mantenga a los niños alejados de los baldes aunque solo contengan un poco de liquido.






**Test Your Pool with the**  
**“Clorox® Pool” App** using  
**MY POOL CARE**  
 ASSISTANT™  
 Test Strips

**pool time.**  
 Expert results begin with  
 water testing.  
**Start Here**  
**TEST**  
 DOWNLOAD THE FREE  
**CLEARPOOL EXPERT APP**  
 App Store Google Play

*{In sticker above, testing is marketed as step one of a five step program to treat swimming pool water for Pool Time brand.}*



*{The icons below may be used in conjunction with algae kill claims on this label. The statement "Kills algae" may be replaced with similar statements from elsewhere on this label.}*



*{or}*



[[Easy-to-use],[multifunctional] chlorinating granules protect against algae and bacteria for water that stays [clean], [clear] [&] [free of visible algae]]

[Kills Bacteria & Algae]

[[With] Algae-killing formula]

[Destroys Algae]

[Destroys Algae and Bacteria]

[Kills algae]

[Kills [& prevents] all types of pool algae]

[[4 in 1 Sanitizer and Shock][With built in clarifier, filtration enhancer, algae preventative and sun light protector]]

[[Multifunctional Sanitizer and Shock][With built in clarifier, filtration enhancer, algae preventative and sun light protector]]

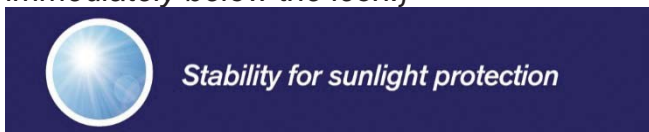
[Sanitizes, Clarifies, Kills Algae and Enhances Filtration]

[[4 in 1 Shock][With built in clarifier, filter enhancer, algae preventative and sun light protector]]

[[Multifunctional Shock][With built in clarifier, filter enhancer, algae preventative and sun light protector]]

[[Easy-to-use],[multifunctional] chlorinating granules protect against algae and bacteria for water that stays [clean], [clear] [&] [free of visible algae]]

*{The icon below may be used in conjunction with sunlight protection claims on this label. The statement "Stability for sunlight protection" may be replaced with similar statements listed immediately below the icon.}*



[Sunlight protected [for longer lasting chlorine]]

[Protected against sunlight [to last longer]]

[[4 in 1 Sanitizer and Shock][With built in clarifier, filtration enhancer, algae preventative and sun light protector]]

[[Multifunctional Sanitizer and Shock][With built in clarifier, filtration enhancer, algae preventative and sun light protector]]

[[4 in 1 Shock][With built in clarifier, filter enhancer, algae preventative and sun light protector]]

[[Multifunctional Shock][With built in clarifier, filter enhancer, algae preventative and sun light protector]]

*{The icon below may be used in conjunction with filtration claims on this label. The statement “Clarifier enhances filtration” may be replaced with similar statements listed immediately below the icon.}*



[Contains a Filter Enhancer]

[Improves filter performance]

[Enhances filtration]

[Gathers debris for easy removal]

[Gathers debris for easy filtration]

[[4 in 1 Sanitizer and Shock][With built in clarifier, filtration enhancer, algae preventative and sun light protector]]

[[Multifunctional Sanitizer and Shock][With built in clarifier, filtration enhancer, algae preventative and sun light protector]]

[Sanitizes, Clarifies, Kills Algae and Enhances Filtration]

[[4 in 1 Shock][With built in clarifier, filter enhancer, algae preventative and sun light protector]]

[[Multifunctional Shock][With built in clarifier, filter enhancer, algae preventative and sun light protector]]

*{The icon below may be used in conjunction with water clarifier claims on this label. The statement “Water clarifier” may be replaced with similar statements listed immediately below the icon.}*



[Clarifies water]

[Clears cloudy water]

[With Built in Clarifier]

[[Easy-to-use],[multifunctional] chlorinating granules protect against algae and bacteria for water that stays [clean], [clear] [&] [free of visible algae]]

[Removes organic contaminants[\*] [for clear water]]

[Removes swimmer contaminants[\*] [for clear water]]

[\*][such as] [body & suntan oils] [body oils] [&] [suntan oils] [&] [sweat] [perspiration] [&] [lotions] [&] [urine]]

[[4 in 1 Sanitizer and Shock][With built in clarifier, filtration enhancer, algae preventative and sun light protector]]

[[Multifunctional Sanitizer and Shock][With built in clarifier, filtration enhancer, algae preventative and sun light protector]]

[Sanitizes, Clarifies, Kills Algae and Enhances Filtration]

[[4 in 1 Shock][With built in clarifier, filter enhancer, algae preventative and sun light protector]]

[[Multifunctional Shock][With built in clarifier, filter enhancer, algae preventative and sun light protector]]



*{The icon below may be used in conjunction with killing bacteria claims on this label. The statement “Kills bacteria” may be replaced with similar statements listed immediately below the icon.}*



[Kills Bacteria]

[Kills Bacteria and Algae]

[[Easy-to-use],[multifunctional] chlorinating granules protect against algae and bacteria for water that stays [clean], [clear] [&] [free of visible algae]]

*{The icon below may be used in conjunction with swimmer contaminant claims on this label. The statement “Removes swimmer contaminants” may be replaced with similar statements listed immediately below the icon.}*



[Destroys Swimmer Contaminants]\*\*]


[Destroys Organic [Wastes] [Contaminants]\*\*]

[Removes organic contaminants]\*\* [for clear water]]

[Removes swimmer contaminants]\*\* [for clear water]]

\*\*[such as] [body & suntan oils] [body oils] [&] [suntan oils] [&] [sweat] [perspiration] [&] [lotions] [&] [urine]]

*{The icon below may be used in conjunction with a claim on this label that the product is both a sanitizer and shock. The statement “Sanitizer and Shock” may be replaced with similar statements from elsewhere on this label.}*



[Granular Sanitizer and Shock]

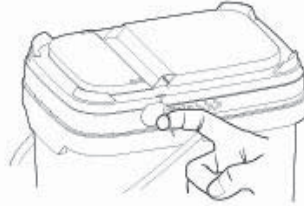
[Sanitizer and Shock]

[[4 in 1 Sanitizer and Shock][With built in clarifier, filtration enhancer, algae preventative and sun light protector]]

[[Multifunctional Sanitizer and Shock][With built in clarifier, filtration enhancer, algae preventative and sun light protector]]

[Granular Chlorinated Sanitizer & Shock]

**Tamper Evident Tear Strip**  
Tear away by using "ring pull" on either side of lid



**To open the lid (after the tear strip is removed)**

**Step-1**



**Step-2**

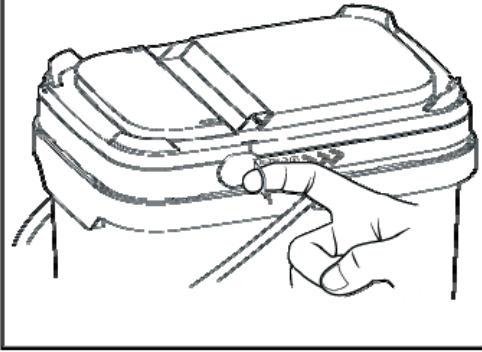


**Step-3**



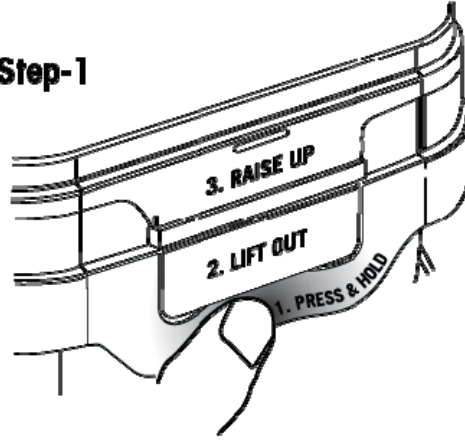
{optional presentation of pail opening instructions}

**Tamper Evident Tear Strip**  
Tear away by using "ring pull" on either side of lid

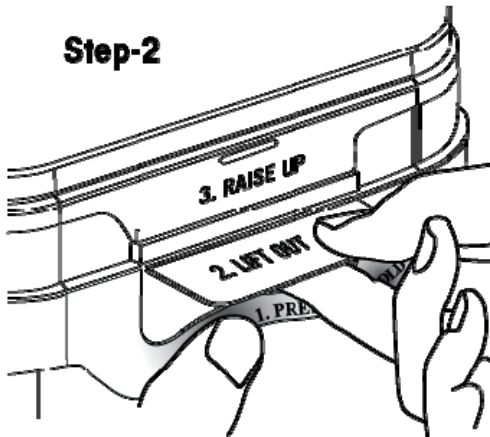


**To open the lid  
(after the tear strip is removed)**

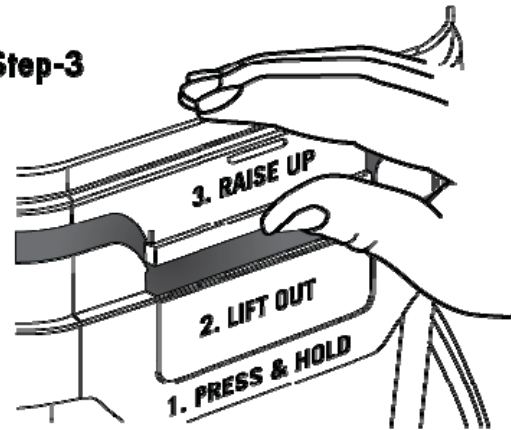
**Step-1**



**Step-2**



**Step-3**



**Do not store in direct sunlight**