

67262-36

1/24/2011

1/19

UNITED STATES ENVIRONMENTAL PROTECTION AGENCY



UNITED STATES ENVIRONMENTAL PROTECTION AGENCY  
WASHINGTON, D.C. 20460

OFFICE OF CHEMICAL SAFETY  
AND POLLUTION PREVENTION

January 24, 2011

Mark Jernigan  
Regulatory Affairs Manager  
Recreation Water Products, Inc.  
P.O. Box 1449, Buford, GA 30515-1449

Subject: Granular Chlorinator  
EPA Reg.#: 67262-36  
Application Date: November 16, 2010  
Receipt Date: November 22, 2010

Dear Mr. Jernigan:

This acknowledges the receipt of your Amendment application dated November 16, 2010 in connection with registration under the Federal Insecticide, Fungicide and Rodenticide Act (FIFRA), as amended.

**Proposed Label Amendment:**

1. Add optional use claims
2. Add optional simplified use directions
3. Increase the re-entry level to 4 ppm chlorine for this product.

**General Comment:**

Based on the review of the material submitted, all the additional optional use claims, the optional simplified use directions, and the increase of the re-entry level to 4 ppm chlorine for Granular Chlorinator (EPA Reg# 67262-36) are acceptable.

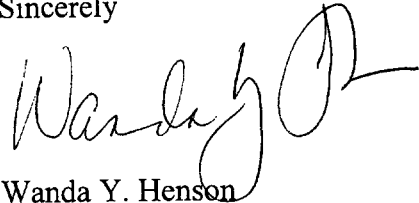
A copy of the accepted stamped label is enclosed for your record. Please submit one copy of your final printed label/labeling before distributing or selling the product bearing the revised label/labeling.

CONCURRENCES							
SYMBOL		7510P					
SURNAME		W. Henson					
DATE		2-1-11					

This amendment and this letter have been inserted in your file for future reference.

If you have any questions or comments concerning this letter, please contact [liem.david@epa.gov](mailto:liem.david@epa.gov) or call (703) 305-1285.

Sincerely

A handwritten signature in black ink, appearing to read "Wanda Y. Henson". The signature is fluid and cursive, with a large, stylized initial "W" and a long, sweeping horizontal line at the end.

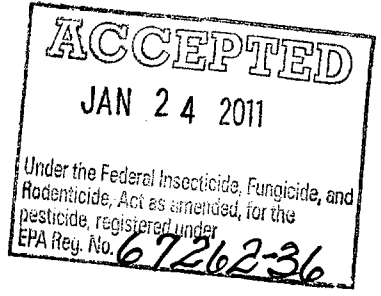
Wanda Y. Henson  
Acting Product Manager (32)  
Regulatory Management Branch II  
Antimicrobial Division (7510P)

{All text in brackets [xxx] is optional and may or may not be included on a final label.}  
{All text in braces {xxx} is administrative and will not appear on a final label.}

### Granular Chlorinator

ACTIVE INGREDIENT:  
Trichloro-s-triazinetriene\*  
OTHER INGREDIENTS:  
TOTAL  
\*Available Chlorine....48.6%

53.5%  
46.5%  
100.0%



**KEEP OUT OF REACH OF CHILDREN**  
**DANGER**

See [back] [side] panel for first aid and additional precautionary statements.

MANUFACTURED FOR:  
RECREATIONAL WATER PRODUCTS, INC.  
PO Box 1449  
Buford, GA 30515

EPA REG. # 67262-36  
EPA EST. # 5185-GA-1

Net Contents:

*{The following statement will appear on the lid of bottles/buckets or front panel of bags.}*  
Play it Safe. DO NOT mix with [Calcium Hypochlorite or] any other product. See label for additional important product information.

*{General statements available to all labels}*  
[Do not mix this product with any other product]  
[Do Not Mix with Calcium Hypochlorite or Any Other Product]  
[Apply in dry form - Do Not Pre-dissolve]  
[What?] *{For use on front panel of label as a header above/beside product name.}*  
[Why?] *{For use on front panel of label as a header above/beside marketing statements chosen from accepted label text that relates to the consumer features and benefits of product.}*

- [Kills Bacteria and Algae]
- [Contains a Filter Enhancer]
- [Convenient skimmer application]
- [Easy skimmer application]
- [Add directly to Skimmer]
- [Add Directly to Skimmer or Directly to Pool]
- [Add dry product through skimmer or directly to pool]
- [Destroys Swimmer Contaminants]
- [Destroys Organic Wastes]
- [For use as a Shock]
- [Kills Algae]
- [Kills Bacteria]
- [Controls Algae]
- [Produces Sparkling Clean Swimming Pool Water]



- [Suitable for all pool types]
- [For all pool surfaces] [including vinyl, plaster and fiberglass]
- [For all pools, including vinyl, plaster and fiberglass]
- [For use in all pool types]
- [Creates sparkling water]
- [Clears cloudy water]
- [Reduces chlorine odor and eye irritation]
- [Add through skimmer or directly to pool]
- [Enhances filtration]
- [Improves filter performance]
- [Kills bacteria & algae]
- [Can be used in salt pools]
- [Compatible with salt pools]
- [Suitable for opening pools]
- [Suitable for pool opening and winterization]
- [Suitable for pool opening and closing]
- [Suitable for winterizing pools]
- [Suitable for pool closing]
- [Suitable for pool winterization]
- [Suitable for closing pools]
- [Shocks water clear]
- [Keeps water clean]
- [Made in the USA]

*{Optional marketing statements for use only with swimming pool sanitization directions}*

- [Swimming Pool Sanitizer]
- [Granular Sanitizer and Shock]
- [Sanitizer and Shock]
- [For use as a Shock]
- [With built in clarifier, filtration enhancer and sun light protector]
- [[Multifunctional Sanitizer and Shock][With built in clarifier, filtration enhancer and sun light protector]]
- [Sanitizes, Clarifies, Kills Algae and Enhances Filtration]
- [Granular Chlorinated Sanitizer & Shock]
- [Routine Chlorinator]
- [Buffered Sanitizer]
- [For Everyday Use]
- [When?] *{For use on front panel of label as a header above/beside text chosen from accepted label text that relates to the consumer anticipated frequency of product use.}*
- [Daily\*] *{To be used when sold with sanitizer/shock/algaecide directions}*
- [\*Approximate application rate to chlorinate. Please refer to directions for shock and algaecide application.]
- {“4 step System” box below may be placed on the label to allow easy product category identification by consumers.}*

*{When sold with sanitizer/shock/ algaecide directions}*

4-step System	①	✓	✓	✓
	balance	chlorinate	shock	algaecide

{Optional marketing statements for use only with shock directions}

[TO OPEN, CUT ALONG DOTTED LINE WITH SCISSORS] [ALWAYS OPEN BAG AWAY FROM FACE] {Statement to appear in upper corner of child resistant bag when product is sold in a bag.}

[Shock product]

[Shock Treatment]

[Shock]

[1 lb treats 10,000 gallons]

[With built in clarifier, filter enhancer and sun light protector]]

[[Multifunctional Shock][With built in clarifier, filter enhancer and sun light protector]

[For Pool Start-up and Weekly Shock Treatment]

[For Heavy Bather Loads]

[For Use After Heavy Rains]

[For Heavy Bather Loads or After Heavy Rains]

[Clarifies water]

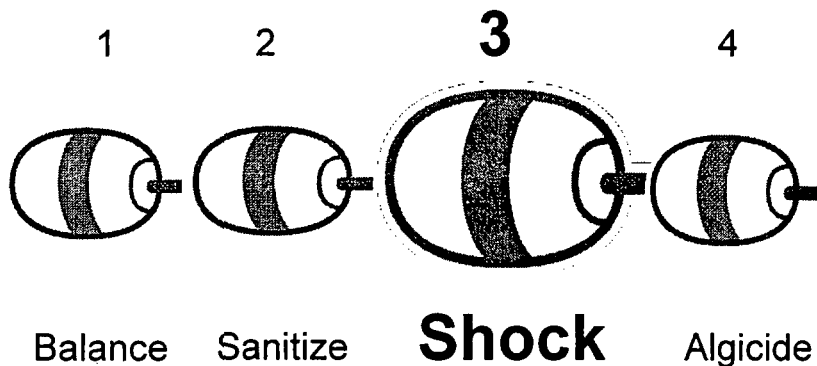
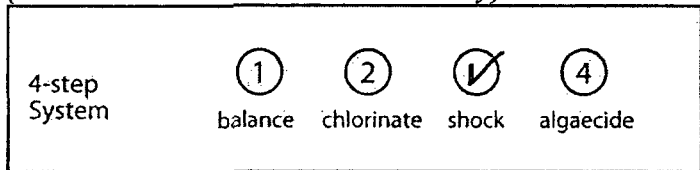
[Reduces organic contaminants]

[When?] {For use on front panel of label as a header above/beside text chosen from accepted label text that relates to the consumer anticipated frequency of product use.}

[1 X a week] {To be used when sold with shock directions only}

{“4 step System” box below may be placed on the label to allow easy product category identification by consumers.}

{When sold with shock directions only}



{Following chart is optional}

Our Ingredients:	What They Do:
Trichloro-s-triazinetriene	Kills Bacteria, Kills Algae, Destroys Organic Wastes
Clarifier/Filtration enhancer	Makes water Crystal Clear
Sunlight Protector	Protects chlorine from sunlight dissipation

{Directions to be used for swimming pool sanitization product, Option A}

[This product is a concentrated chlorinating agent. It is in a dry, free-flowing form. It kills bacteria and destroys organic contaminants in pools]

[Use this product:]

- [For routine daily chlorination (sanitation)]
- [To shock]
- [To kill algae]
- [To kill bacteria]

**DIRECTIONS FOR USE:** It is a violation of Federal Law to use this product in a manner inconsistent with its labeling. **READ ENTIRE LABEL AND USE STRICTLY IN ACCORDANCE WITH PRECAUTIONARY STATEMENTS AND DIRECTIONS FOR USE.**

**[WATER BALANCE:** Optimum product performance and swimmer comfort will be achieved if you test, adjust and maintain to the following: pH between 7.2 - 7.6, alkalinity between 80 - 125 ppm for plaster pools and 125 - 150 ppm for vinyl, fiberglass and painted pools. Maintain calcium hardness between 175 - 225 ppm.]

**[DO NOT** pre-dissolve this product before adding to pool or skimmer. **DO NOT** mix this product with any other products or chemicals. Always apply this product in its dry form using a clean dry plastic cup or scoop. Do not use this cup for any other purpose. This product should be applied through the skimmer or directly to pool as follows:]

**Add Directly to Skimmer:** Add product in dry form directly through the skimmer with the basket removed and the pump running. Replace the skimmer basket and keep the pump running for at least 2 to 4 hours.

**Add Directly to Pool:** Add product in dry form directly to the pool water, with the pump running for at least 2 to 4 hours. If your pool has a bleachable surface, such as vinyl, colored plaster, painted plaster, or fiberglass, use skimmer application, or add directly to pool, brushing visible product until completely dissolved to avoid bleaching.

**[To open your pool in the spring, if the pool has not been maintained for several weeks, or if the pool is freshly filled:** brush all pool surfaces with pump operating. Add 1 lb. (2, 8oz cups) of this product in dry form per 10,000 gallons of pool water. After two hours, test chlorine level (residual). Repeat dosage until you obtain a chlorine level of 1 - 4 ppm.]

**[To sanitize your pool, add 4 to 6 oz (1/2 to 3/4, 8oz cup) of this product in dry form per 10,000 gallons of pool water every day, every other day or as often as needed to maintain a chlorine level between 1 - 4 ppm. The amount of product required and frequency of addition will vary with the number of swimmers, water temperature and amount of rain. Operate the pump a minimum of 10 hours per day for best results.]**

**[To shock your pool, apply product weekly, when bather loads are high, water appears hazy or dull, unpleasant odors or eye irritation occurs, or after heavy rain. Add 1lb. (2, 8oz cups) of this product in dry form per 10,000 gallons of pool water.]**

[To treat algae, brush algae from pool surfaces. Add 1lb. (2, 8oz cups) of this product in dry form per 10,000 gallons of pool water for light algae growth. Add 2 lb. (4, 8oz cups) of this product in dry form per 10,000 gallons of pool water for moderate to heavy algae growth. Repeat if necessary.]

[To winterize your pool, treat any algae present, then: add 2.5 lbs. (5, 8oz cups) of this product in dry form per 10,000 gallons of pool water.]

**Reentry into treated swimming pools is prohibited above levels of 4 ppm chlorine due to risk of bodily injury.**

{Simplified use directions to be used for swimming pool sanitization product, Option B}

[How?]

**DIRECTIONS FOR USE:** It is a violation of Federal Law to use this product in a manner inconsistent with its labeling. **READ ENTIRE LABEL AND USE STRICTLY IN ACCORDANCE WITH PRECAUTIONARY STATEMENTS AND DIRECTIONS FOR USE.**

- Test and balance water before using this product. Visit [the Aqua Chem Web Site] {or} [www.aquachem.com] {or} [the Pool Time website] {or} [www.pooltime.com] {or} [the Brand website] {or} [www.brand.com] for complete pool balancing instructions.
- If you have a vinyl liner and your water is cloudy, follow the "Add Directly to Skimmer" application method to avoid bleaching.

**Application Methods:**

**Add Directly to Skimmer:** Remove basket. Add product through the skimmer. Operate the filter and pump at least 2 to 4 hours.

**Add Directly to Pool:** Add product to the deepest area of the pool. Operate the filter and pump at least 2 to 4 hours. Brush visible product until completely dissolved to avoid bleaching.

**[To Keep Water Clean:**

**Start-up:**

- Add [16 oz.] {or} [1 lb.] per 10,000 gallons using the application methods above. Repeat as needed to establish 1-4 ppm free chlorine.

**Routine:**

- Add 2 to 4 oz. per 10,000 gallons daily or as often as needed, using the application methods above, to maintain a chlorine level between 1 - 4 ppm.
- Apply more product after heavy use, high temperatures, or rain. To keep water clear, shock pool weekly.
- Do not pre-dissolve this product before adding to pool or skimmer. Do not mix this product with any other products or chemicals.
- [Always apply this product in its dry form using a clean dry plastic cup or scoop. Do not use this cup for any other purpose.] ]

**[To Shock Water Clear:**

- Add [16 oz.] {or} [1 lb.] per 10,000 gallons while filter and pump are operating using the application methods above.
- Add more product after heavy use, high temperatures, or rain. To keep water clear, shock pool weekly.
- Do not pre-dissolve this product before adding to pool or skimmer. Do not mix this product with any other products or chemicals. ]

**[To Kill Algae:**

- Brush visible algae from pool surfaces.
- For light algae, add [16 oz.] {or} [1 lb.] per 10,000 gallons using the application methods above.
- For heavy algae, add [32 oz.] {or} [2 lb.] per 10,000 gallons using the application methods above.
- Product can be re-applied after 72 hours if necessary.]



**[To Close Pools:**

- Kill any visible algae using "To Kill Algae" directions.
- Add [40 oz.] {or} [2.5 lb.] per 10,000 gallons into the deepest pool area using the application methods above.
- [Add an appropriate winter [algaecide] {or} [algicide] after addition of this product.]
- [Visit [the Aqua Chem Web Site] {or} [www.aquachem.com] {or} [the Pool Time website] {or} [www.pooltime.com] {or} [the Brand website] {or} [www.brand.com]for complete pool closing instructions.] ]

**Reentry into treated swimming pools is prohibited above levels of 4 ppm chlorine due to risk of bodily injury.**

*{Directions to be used for shock product, Option A}*

[Use this product:]

- [To shock]
- [To kill algae ]
- [To kill bacteria]

**DIRECTIONS FOR USE:** It is a violation of Federal Law to use this product in a manner inconsistent with its labeling. **READ ENTIRE LABEL AND USE STRICTLY IN ACCORDANCE WITH PRECAUTIONARY STATEMENTS AND DIRECTIONS FOR USE.**

**[WATER BALANCE:** Optimum product performance and swimmer comfort will be achieved if you test, adjust and maintain to the following: pH between 7.2 - 7.6, alkalinity between 80 - 125 ppm for plaster pools and 125 - 150 ppm for vinyl, fiberglass and painted pools. Maintain calcium hardness between 175 - 225 ppm.]

*{For application as a Shock when sold in a child resistant bag}*

[DO NOT pre-dissolve this product before adding to pool or skimmer. DO NOT mix this product with any other products or chemicals. This product should be applied in its dry form through the skimmer or directly to pool as follows:]

*{For application as a Shock when sold in a bottle/bucket}*

[DO NOT pre-dissolve this product before adding to pool or skimmer. DO NOT mix this product with any other products or chemicals. Always apply this product in its dry form using a clean dry plastic cup or scoop. Do not use this cup for any other purpose. This product should be applied through the skimmer or directly to pool as follows:]

**Add Directly to Skimmer:** Add product in dry form directly through the skimmer with the basket removed and the pump running. Replace the skimmer basket and keep the pump running for at least 2 to 4 hours.

**Add Directly to Pool:** Add product in dry form directly to the pool water, with the pump running for at least 2 to 4 hours. If your pool has a bleachable surface, such as vinyl, colored plaster, painted or fiberglass, use skimmer application, or add directly to pool, brushing visible product until completely dissolved to avoid bleaching.

[To open your pool in the spring, if the pool has not been maintained for several weeks, or if the pool is freshly filled: brush all pool surfaces with pump operating. Add 1 lb. [(2, 8oz cups)] *{for use if product is not in premeasured bag}* of this product in dry form per 10,000 gallons of pool water. After two hours, test chlorine level (residual). Repeat dosage until you obtain a chlorine level of 1 - 4 ppm.]

[To shock your pool, apply product weekly when bather loads are high, water appears hazy or dull, unpleasant odors or eye irritation occurs, or after heavy rain. Add 1lb. [(2, 8oz cups)] *{for use if product is not in premeasured bag}* of this product in dry form per 10,000 gallons of pool water.]

[To treat algae, brush algae from pool surfaces. Add 1lb. [(2, 8oz cups)] *{for use if product is not in premeasured bag}* of this product in dry form per 10,000 gallons of pool water for light algae growth. Add 2 lb. [(4, 8oz cups)] *{for use if product is not in premeasured bag}* of this product in dry form per 10,000 gallons of pool water for moderate to heavy algae growth. Repeat if necessary.]

[To treat winterize your pool, treat any algae present then add 2.5 lbs. [(5, 8oz cups)] *{for use if product is not in premeasured bag}* of this product in dry form per 10,000 gallons of pool water.]

**Reentry into treated swimming pools is prohibited above levels of 4 ppm chlorine due to risk of bodily injury.**

**{Directions to be used for shock application, Option B}**

[How?]

**DIRECTIONS FOR USE:**

It is a violation of Federal Law to use this product in any manner inconsistent with its labeling. Read entire label and use strictly in accordance with precautionary statements and directions.

- Test and balance water before using this product. Visit [the Aqua Chem Web Site] {or} [www.aquachem.com] {or} [the Pool Time website] {or} [www.pooltime.com] {or} [the Brand website] {or} [www.brand.com] for complete pool balancing instructions.
- If you have a vinyl liner and your water is cloudy, follow the "Add Directly to Skimmer" application method to avoid bleaching.

**Application Methods:**

**Add Directly to Skimmer:** Remove basket. Add product through the skimmer. Operate the filter and pump at least 2 to 4 hours.

**Add Directly to Pool:** Add product to the deepest area of the pool, operate the filter and pump at least 2 to 4 hours. Brush visible product until completely dissolved to avoid bleaching.

**To Shock Water Clear:**

- Add [16 oz.] {or} [1 lb.] per 10,000 gallons while filter and pump are operating using the application methods above.
- Add more product after heavy use, high temperatures, or rain. To keep water clear, shock pool weekly.
- Do not pre-dissolve this product before adding to pool or skimmer. Do not mix this product with any other products or chemicals.
- [Always apply this product in its dry form using a clean dry plastic cup or scoop. Do not use this cup for any other purpose.] ]

**Reentry into treated swimming pools is prohibited above levels of 4 ppm chlorine due to risk of bodily injury.**

**[To Close Pool:**

- Add [40 oz.] {or} [2.5 lb.] per 10,000 gallons into the deepest pool area using the application methods above.
- [Add an appropriate winter [algaecide] {or} [algicide] after addition of this product.]
- [Visit [the Aqua Chem Web Site] {or} [www.aquachem.com] {or} [the Pool Time website] {or} [www.pooltime.com] {or} [the Brand website] {or} [www.brand.com] for complete pool closing instructions.] ]

**{Storage and Disposal directions when product is sold in bottles/buckets.}**

**[STORAGE AND DISPOSAL** Keep this product dry in original tightly closed container when not in use. Store in a cool, dry, well-ventilated area away from heat or open flame. Do not contaminate food or feed by storage or disposal. **CONTAINER DISPOSAL:** Non-refillable container. Do not reuse or refill this container. Offer for recycling, if available. Triple rinse container (or equivalent) promptly after emptying.]

*{Storage and Disposal directions when product is sold in bags.}*

**[STORAGE AND DISPOSAL** Keep this product dry in its original unopened bag until use. For partially used bags, fold over top of bag and secure with adhesive tape. Store unopened and partially used bags in a secure location away from children. Store in a cool, dry, well-ventilated area away from heat or open flame. Do not contaminate food or feed by storage or disposal. **CONTAINER DISPOSAL:** Non-refillable container. Do not reuse or refill this container. Offer for recycling, if available. Triple rinse container (or equivalent) promptly after emptying.]

**PRECAUTIONARY STATEMENTS:**

**HAZARDS TO HUMANS AND DOMESTIC ANIMALS: DANGER:** Corrosive. Causes irreversible eye damage and skin irritation. May be fatal if inhaled. Harmful if swallowed or absorbed through skin. Do not get in eyes, on skin, or on clothing. Do not breathe dust. Wear goggles, face shield, or shielded safety glasses, coveralls worn over short-sleeved shirt and short pants, socks, chemical-resistant gloves, chemical-resistant footwear, and a dust/mist filtering respirator (MSHA/NIOSH approval number prefix TC-21C), or a NIOSH approved respirator with any N, R, P or HE filter. Wash thoroughly with soap and water after handling and before eating, drinking, chewing gum, using tobacco or using toilet. Remove and wash contaminated clothing before reuse.

**PHYSICAL OR CHEMICAL HAZARDS CONTAINS AN OXIDIZING AGENT: DO NOT** mix with other products or chemicals. Never add water to product. Always add product in dry form directly to pool or pool skimmer. Use clean dry utensils. Do not add this product to any dispensing device containing remnants of any other product. Such use may cause a violent reaction leading to fire or explosion. Contamination with organic matter or other chemicals will start a chemical reaction and generate heat, hazardous gas, possible fire, and explosion. In case of contamination or decomposition, do not reseal container. If possible, isolate container in open air or well-ventilated area. Flood area with large volumes of water. Keep area ventilated until all fumes are gone.

**FIRST AID:** IF IN EYES: Hold eye open and rinse slowly and gently with water for 15-20 minutes. Remove contact lenses, if present, after the first 5 minutes, then continue rinsing eye. Call a poison control center or doctor for treatment advice. IF INHALED: Move person to fresh air. If person is not breathing, call 911 or an ambulance, then give artificial respiration, preferably mouth-to-mouth, if possible. Call poison control center or doctor for treatment advice. IF ON SKIN OR CLOTHING: Take off contaminated clothing. Rinse skin immediately with plenty of water for 15-20 minutes. Call a poison control center or doctor for treatment advice. IF SWALLOWED: Call poison control center or doctor immediately for treatment advice. Have person sip a glass of water if able to swallow. Do not induce vomiting unless told to do so by the poison control center or doctor. Do not give anything by mouth to an unconscious person.

**Have the product container or label with you when calling a poison control center or doctor, or going for treatment. IN CASE OF MEDICAL EMERGENCY, CALL 1-877-800-5553.**

Note to Physician: Probable mucosal damage may contraindicate the use of gastric lavage.

*{Environmental hazards statement for end-use products in containers of less than 5 gallons (liquid) or less than 50 pounds (solid, dry weight).}*

**[ENVIRONMENTAL HAZARDS** This pesticide is toxic to fish and aquatic organisms.]

*{Environmental hazards statement for end-use products in containers of equal to or greater than 5 gallons (liquid) or equal to or greater than 50 pounds (solid, dry weight).}*

**[ENVIRONMENTAL HAZARDS** This pesticide is toxic to fish and aquatic organisms. Do not discharge effluent containing this product into lakes, streams, ponds, estuaries, oceans or other waters unless in accordance with the requirements of a National Pollutant Discharge Elimination System (NPDES) permit and the permitting authority has been notified in writing prior to discharge. Do not discharge effluent containing this product to sewer systems without previously notifying the local sewage treatment plant authority. For guidance contact your State Water Board or Regional Office of the EPA.]

NOTE: Buyer assumes all responsibilities for safety and use not in accordance with directions.

*{The following is optional text to be used at Recreational Water Product's discretion with swimming pool use directions. This information is non-essential and will be provided only as a courtesy. Will not appear on all swimming pool products.}*

**HOW TO CALCULATE POOL CAPACITY**

**Shape of Pool Gallons of water**

- Rectangular    Average depth x average length x average width x 7.5
- Circular        Diameter x diameter x average depth x 5.9
- Oval             Full width x full length x average depth x 5.9
- Irregular        Consult pool builder

**[Questions or Comments?**

Use our ON-LINE water analysis at [www.aquachem.com] [www.pooltime.com] [www.brand.com] or CALL (800) 252-POOL (7665).]

**Call 1-800-252-POOL (7665) or visit** [www.aquachem.com] [www.pooltime.com] [www.brand.com]

[Free on-line water analysis from your home computer! Long onto [www.aquachem.com] [www.pooltime.com] [www.brand.com] for:

- personalized pool water analysis
- step-by-step application instructions
- dosage recommendations
- store locator]

See [www.aquachem.com] [www.pooltime.com] [www.brand.com] for FREE online water analysis