

67262-35

5/5/2011

1 of 20



UNITED STATES ENVIRONMENTAL PROTECTION AGENCY
WASHINGTON, DC 20460

MAY - 5 2011

OFFICE OF CHEMICAL SAFETY
AND POLLUTION PREVENTION

Mark Jernigan
Regulatory Affairs Manager
Recreational Water Products Inc.
P.O. Box 1449
Buford, GA 30515

FILE COPY

Subject: Swimming Pool Product Z
EPA Registration No. 67262-35
Application Date: March 24, 2011
Receipt Date: April 05, 2011

Dear Mark Jernigan:

This acknowledges receipt of your notification, submitted under the provision of PR Notice 98-10, FIFRA section 3(c)9.

Proposed Notification

- Adding Marketing Claims and images of how to open container

General Comments

Based on a review of the material submitted, the following comment applies:

The notification application is acceptable and a copy has been inserted in your file for future reference.

Should you have any questions or comments concerning this letter, please contact me at (703) 308-6345.

Sincerely,

Wanda Y. Hensen
Acting Product Manager (32)
Regulatory Management Branch II
Antimicrobials Division (7510P)



United States
Environmental Protection Agency
Washington, DC 20460

<input type="checkbox"/>	Registration
<input type="checkbox"/>	Amendment
<input checked="" type="checkbox"/>	Other

OPP Identifier Number

Application for Pesticide - Section I

1. Company/Product Number 67262-35	2. EPA Product Manager W. Henson	3. Proposed Classification <input checked="" type="checkbox"/> None <input type="checkbox"/> Restricted
4. Company/Product (Name) Swimming Pool Product Z	PM# 32	
5. Name and Address of Applicant (Include ZIP Code) Recreational Water Products, Inc. P.O. Box 1449 Buford, GA 30515 <input type="checkbox"/> Check if this is a new address	6. Expedited Review. In accordance with FIFRA Section 3(c)(3)(b)(i), my product is similar or identical in composition and labeling to: EPA Reg. No. _____ Product Name _____	

Section - II

<input type="checkbox"/> Amendment - Explain below.	<input type="checkbox"/> Final printed labels in response to Agency letter dated _____
<input type="checkbox"/> Resubmission in response to Agency letter dated _____	<input type="checkbox"/> "Me Too" Application.
<input checked="" type="checkbox"/> Notification - Explain below.	<input type="checkbox"/> Other - Explain below.

Explanation: Use additional page(s) if necessary. (For section I and Section II.)

Fee Determination: Fee Category - Not Applicable (Notification) mark.jernigan@chemtura.com
Notification to add additional marketing statements. Per PR Notice 98-10, Section II, (Labeling Notifications), Part D (Other Revisions) and also a Notification to add optional diagrams demonstrating how to open a particular style of product container (Ropak) used with this registration. The graphics only apply to Ropak Pails. See page 16 of enclosed label. Addition is per PR Notice 98-10, Section II (Labeling Notifications), Part H (Use of Symbols and Graphics). Please see attached page for certification.

Section - III

1. Material This Product Will Be Packaged In:				2. Type of Container	
Child-Resistant Packaging <input checked="" type="checkbox"/> Yes <input type="checkbox"/> No	Unit Packaging <input type="checkbox"/> Yes <input checked="" type="checkbox"/> No	Water Soluble Packaging <input type="checkbox"/> Yes <input checked="" type="checkbox"/> No		<input type="checkbox"/> Metal	<input checked="" type="checkbox"/> Plastic
* Certification must be submitted				<input type="checkbox"/> Glass	<input type="checkbox"/> Paper
	If "Yes" Unit Packaging wgt.	No. per container	If "Yes" Package wgt	No. per container	Other (Specify) _____
3. Location of Net Contents Information <input checked="" type="checkbox"/> Label <input type="checkbox"/> Container		4. Size(s) Retail Container All sizes from 8 oz to 100 lbs.		5. Location of Label Directions <input checked="" type="checkbox"/> On label	
6. Manner in Which Label is Affixed to Product			<input checked="" type="checkbox"/> Lithograph <input checked="" type="checkbox"/> Paper glued <input type="checkbox"/> Stenciled	<input type="checkbox"/> Other _____	

Section - IV

1. Contact Point (Complete items directly below for identification of individual to be contacted, if necessary, to process this application.)		
Name Mark Jernigan	Title Regulatory Affairs Manager	Telephone No. (Include Area Code) 673-502-4149
Certification I certify that the statements I have made on this form and all attachments thereto are true, accurate and complete. I acknowledge that any knowingly false or misleading statement may be punishable by fine or imprisonment or both under applicable law.		6. Date Application Received (Stamped)
2. Signature <i>Mark Jernigan</i>	3. Title Regulatory Affairs Manager	
4. Typed Name Mark Jernigan	5. Date 3/21/2011	



40 of 20

March 21, 2011

Document Processing Desk (NOTIF)
Office of Pesticide Programs (7504P)
U. S. Environmental Protection Agency
Room S-4900, One Potomac Yard
2777 South Crystal Drive
Arlington, VA 22202

Re: Swimming Pool Product Z
EPA Registration No.: 67262-35

Dear Sir/Madam:

Please process the enclosed notification for the above referenced product.

The purpose of this notification is to:

1. Add optional marketing claims to the front panel. The new text/images are located on page 3 & 4 of the enclosed master label.
2. Add optional diagrams demonstrating how to open a particular style of product container. The diagram is located on page 16 of the enclosed label.

Enclosed are:


1. Application for Pesticide (EPA Form 8570-1);
2. Notification Certification Statement; and
3. Proposed label with changes marked.

If you have any questions, please call me at 678-502-4149 or mark.jernigan@chemtura.com.

Thank you for your attention to this matter.

Sincerely,

Mark Jernigan
Regulatory Affairs Manager
Enclosures



[What?] {For use on front panel of label as a header above/beside product name.}

[Why?] {For use on front panel of label as a header above/beside use claims chosen from accepted label text that relates to the consumer features and benefits of product.}

{General statements available to all labels}

[Do Not Mix With Any Other Product]

[Do Not Mix this Product with Calcium Hypochlorite, or Any Other Product]

[Patented Technology]

[U.S. Patent # 7,238,290]

[TO OPEN CUT ALONG DOTTED LINE WITH SCISSORS] {Statement to appear in upper corner of child resistant bag, when product sold in bags.}

[With Blue Algae Fighting Crystals]

[Kills Bacteria]

[Kills Bacteria and Algae]

[Kills algae]

[Protects Against Algae]

[Guards Against Algae]

[Controls Algae]

[Can be used in salt pools]

[Compatible with salt pools]

[For use with all pool surfaces]

[For all pool surfaces including vinyl, plaster and fiberglass]

[For all pools, including vinyl, plaster and fiberglass]

[For all pool surfaces]

[[One][1] lb treats 12,000 Gallons]

[Made in USA]

{Optional marketing statements for use only with superchlorination/shock directions}

[6-in-1 Pool Shock]

[pH Buffer]

[Will Not Increase pH]

[Clears Cloudy Water]

[Quickly Clears Cloudy Water]

[Works Quickly to Allow Swimming in as Soon as 15 Minutes*]

[Dissolves Completely]

[Creates Sparkling Water]

[Provides Crystal Clear Water]

[Use Regularly for Sparkling Water]

[Prevents Algae]

[[Prevents [Future] Algae [Growth]]]

[Treats 12,000 Gallons] {Only for use when sold in one pound bags or containers}

[Destroys Organic Contaminants]

[Won't Discolor Pool Surfaces#]

[For use in vinyl, painted, fiberglass, or color plaster surface pools]

[Restores Water Clarity]

Handwritten notes consisting of small circles and lines, possibly representing a checklist or a diagram, located on the right side of the page.

[Fast Dissolving Shock Treatment]

[Fast Dissolving]

[Treat and Swim In As Soon As 15 Minutes*]

[[Kills Algae], [Kills Bacteria], [Oxidizes], [Destroys Organic Wastes], [Clarifies], [Filter Enhancer], [Enhances Filtration], [Prevents Algae], [Contains Sunlight Protector]]

[Multi-Functional Formula]

[Multi-Purpose Shock]

[Suitable for All Pool Types] *{This statement alerts consumer to the fact they may use this product in above ground, in ground, indoor, outdoor, plaster, vinyl, fiberglass pools}*

[For Use In All Pool Types] *{This statement alerts consumer to the fact they may use this product in above ground, in ground, indoor, outdoor, plaster, vinyl, fiberglass pools}*

[No Need to Pre-Dissolve]

[Add Directly To Pool]

[One Bag Treats 12,000 Gallons] *{Only for use when sold in one pound bags}*

[[pH Balanced], [Filter Enhancer], [Sunlight Protected]] *{Cyanuric Acid is a known UV light stabilizer for chlorine}*

[Clarifies water]

[Improves filter performance]

[pH balanced]

[Gathers debris for easy removal]

[Gathers debris for easy filtration]

[Reduces chlorine odor and eye irritation]

[Suitable for opening pools]

[Suitable for pool opening and winterization]

[Suitable for pool opening and closing]

[Reduces chlorine odor]

[Reduces eye irritation]


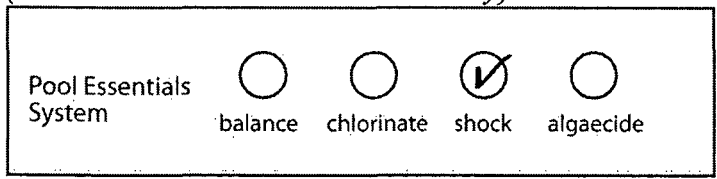
NEW

[When?] *{For use on front panel of label as a header above/beside text chosen from accepted label text that relates to the consumer anticipated frequency of product use.}*

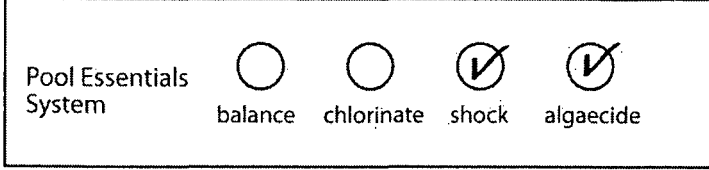
[1 X a week]

{The "Pool Essentials System" box below may be placed on the label to allow easy product category identification by consumers.}

{When sold with shock directions only}

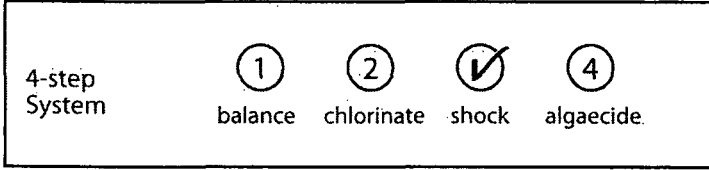


{When sold with shock/algae kill directions}

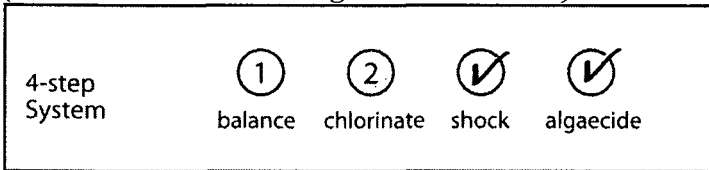


{The "4-step System" box below may be placed on the label to allow easy product category identification by consumers.}

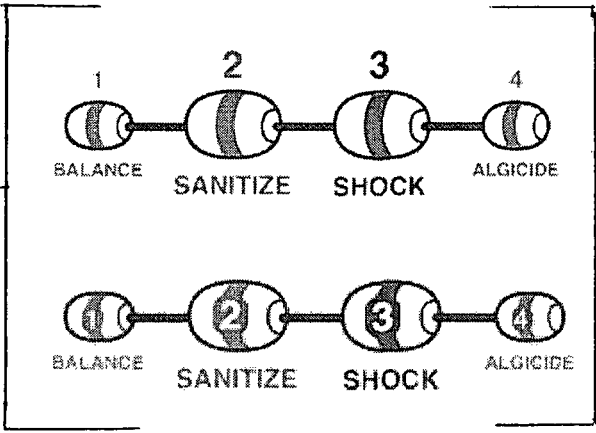
{When sold with shock directions only}



{When sold with shock/algae kill directions}



NEW



When Used as Directed

* Refer to the Re-entry statement on the back panel for further guidance.

{Optional marketing statements that may be used with swimming pool winterization.}

[For all pool surfaces] {This statement alerts consumer to the fact they may use this product in above ground, in ground, indoor, outdoor, plaster, vinyl, fiberglass pools}

[Winter oxidizer and clarifier]

[Suitable for above ground pools]

[Effective winter shock]

[Suitable for vinyl pools]

[First step in an effective winterization program]

- [For use in vinyl, painted, fiberglass or color plaster surface pools]
- [Restores water clarity]
- [Quick-dissolving winter shock]
- [Oxidizer, Buffer, Clarifier, Flocculant]
- [No pre-dissolving]
- [Suitable for all pool surfaces]
- [Quick-dissolving]
- [Multi-purpose]
- [Dual-action]
- [Regular use will create easier spring start-up]
- [Suitable for closing pools]
- [Suitable for winterizing pools]
- {Optional marketing statements that may be used with spa & hot tub oxidizing.}*
- [For Spas & Hot Tubs]
- [Oxidizes and clarifies for beautiful water]
- [Removes unpleasant odors]
- [Restores water sparkle]
- [Produces clear, sparkling spa water]
- [Easy to use]
- [Multi-purpose shock]
- [Oxidizer, water clarifier, flocculant, buffer]
- [Treats 500 gallons] *{Only to be used when sold in 1.5 ounce bags}*
- [No pre-mixing]
- [Reduces odors]
- [Rapidly dissolving]
- [Suitable for use with ozone]
- [Compatible with ozone and ionizers]
- [Compatible with ionizers]
- [Stabilizes pH]

{Following chart is optional}

Our Ingredients:	What They Do:
Sodium dichloroisocyanurate	Oxidizer, Kills Bacteria, and Kills Algae, Releases Sunlight Protector
Copper (metallic)	Kills Algae, [Protects Against Algae]
pH Buffer	Prevents rapid pH changes, Will not increase pH, Shock is gentle on pool surfaces and equipment
Oxidizer	Destroys organic wastes
Clarifier	Clumps larger particles together for water polishing
Filtration Enhancer	Magnifies filter's power to remove contaminants from pool water

{Directions to be used for superchlorination/shock. Option A}

SWIMMING POOL SHOCK

{To maintain brand segmentation, two sets of marketing statements are provided to maintain separate brand identity.}

{One of the following two paragraphs will be used on the label.}

[This fast acting premium 6-in-1 shock product is easy to use and performs multiple, important maintenance functions. When used as directed, Swimming Pool Product Z effectively:

- Kills bacteria and algae [and protects against algae growth].
- Destroys organic contaminants that cause cloudy water, musty odors and eye irritation]

[Because it dissolves rapidly and is multifunctional, this product works fast and effectively, allowing swimming to resume in as little as 15 minutes.*]

{or}

[Swimming Pool Product Z contains an oxidizer, clarifier, filtration enhancer and pH buffers to provide brilliantly clear water with no cloudy residue and without increasing pH like ordinary shock products.] [Swimming Pool Product Z is suitable for use in vinyl, plaster, Pebble Tech, [aggregate], painted plaster, colored plaster, and fiberglass pools. Swimming Pool Product Z will not discolor swimming pool surfaces when used as directed.]

[Swimming Pool Product Z provides the solution for brilliant, clear, and inviting pool water and is suitable for all pool types.]

DIRECTIONS FOR USE: It is a violation of Federal Law to use this product in a manner inconsistent with its labeling. Read entire label and use strictly in accordance with precautionary statements and directions.

[Make sure all pool equipment is working properly, including pump, filter, skimmer and heater. Backwash filter following manufacturer's directions. Check alkalinity, pH and calcium hardness with a test kit. Adjust alkalinity to 80-125 ppm for plaster pools; 125-150 for vinyl or fiberglass pools. Adjust pH to 7.2 – 7.6 by adding a pH decriaser or pH increaser. Adjust calcium hardness to 200-275 ppm for plaster pools; 175-225 for vinyl or fiberglass pools. When using other products as outlined in directions for this product, always follow directions on those products.]

IMPORTANT NOTE: DO NOT pre-dissolve Swimming Pool Product Z. As with other shock products, DO NOT apply through skimmer or chemical feeding device as other chemicals may be present which could result in a violent reaction.

{Routine Maintenance section is optional and may not be included in all labels containing Swimming Pool Shock directions.}

[Routine Maintenance:


1. [With pump running, pour from 3 feet high or less 1 lb. of Swimming Pool Product Z per 12,000 gallons of pool water, directly into pool around edges.] {and/or} [For small vinyl pools, with pump operating, apply 3.5 teaspoons of Swimming Pool Product Z per 500 gallons or 1.3 ounces per 1,000 gallons directly into pool**.]
2. Wait at least 15 minutes after product application before entering pool.*
3. Operate pump and filter continuously for 4-8 hrs. after product addition.
4. For best results, apply product weekly as part of your maintenance routine.
5. This product is not a sanitizer. To sanitize your pool, use the appropriate [AquaChem] [Pool Time] product specifically formulated for this purpose.]

If Algae is Present:

1. Vacuum leaves and any other foreign debris from pool. Brush visible algae thoroughly from pool's surface with a surface-compatible brush.
2. [With pump running, pour from 3 feet or lower 1 lb. of Swimming Pool Product Z per 12,000 gallons of pool water, directly into pool water in areas of heaviest algae growth.] {and/or} [For small vinyl pools, with pump operating, apply 3.5 teaspoons of Swimming Pool Product Z per 500 gallons or 1.3 ounces per 1,000 gallons directly into pool**.]
3. Operate pump and filter continuously for 24 hrs. after product application.
4. Afterwards, repeat brushing of pool surfaces.
5. Do not enter the pool until the free available chlorine residual is 1-4 ppm.
6. If necessary repeat the treatment.

[[**Use a clean, dedicated spoon to dose the appropriate amount of product into the pool. Keep the dosage spoon stored out of reach of children.] [3 teaspoons equal 1 tablespoon. 1.75 tablespoons equals 1 ounce.]]

***TEST CHLORINE LEVEL PRIOR TO RE-ENTRY. RE-ENTRY INTO TREATED SWIMMING POOLS IS PROHIBITED ABOVE LEVELS OF 4 PPM CHLORINE DUE TO RISK OF BODILY INJURY.**



{Simplified use directions to be used for swimming pool superchlorination/shock. Option B}

SWIMMING POOL SHOCK

[How?]

DIRECTIONS FOR USE: It is a violation of Federal Law to use this product in a manner inconsistent with its labeling. Read entire label and use strictly in accordance with precautionary statements and directions.

- Test and balance water before using this product. Adjust pH to 7.2-7.6. Visit [the Aqua Chem Web Site] {or} [www.aquachem.com] {or} [the Pool Time website] {or} [www.pooltime.com] for complete pool balancing instructions.

To Shock Water [Clear]:

- Add 1 lb. per 12,000 gallons into the deepest pool area, operate filter and pump for 4 to 8 hours. Hold bag no more than 3 feet over pool surface.
- DO NOT pre-dissolve, DO NOT apply through skimmer or chemical feeder, DO NOT mix with other chemicals; a violent reaction may result.
- Wait at least 15 minutes after product application before entering pool.*
- Apply more product after heavy use, high temperatures, or rain. For best results, shock pool weekly.

[To Kill Algae:

- Brush pool surfaces while filter and pump are operating.
- Add 1 lb. per 12,000 gallons directly to the pool water in areas of heaviest algae growth, operate filter and pump for 24 hrs. Hold bag no more than 3 feet over pool surface.
- Repeat brushing.
- Do not enter the pool until the free available chlorine residual is 1-4 ppm.
- Product can be re-applied after 72 hours if necessary.]


***TEST CHLORINE LEVEL PRIOR TO RE-ENTRY. RE-ENTRY INTO TREATED SWIMMING POOLS IS PROHIBITED ABOVE LEVELS OF 4 PPM CHLORINE DUE TO RISK OF BODILY INJURY.**

[To Close Pool:


- Add 1 lb. per 6,000 gallons into the deepest pool area while filter and pump are operating.
- Apply an appropriate winter [algaecide] {or} [algicide] after addition of this product.]
- [Visit [the Aqua Chem Web Site] {or} [www.aquachem.com] {or} [the Pool Time website] {or} [www.pooltime.com] for complete pool closing instructions.]]

{Optional abbreviated use directions & graphics for use on retail box containing one pound bags of product used for superchlorination. Retail box will also display complete use directions and precautionary statements on other panels when abbreviated use directions and graphics are included on retail box. Option A}


1 lb. bag treats 12,000 gallons of water.



Step One: Open a single bag of Swimming Pool Product Z by cutting along the dotted line with scissors.




Step Two: With pump operating, pour contents directly into pool while walking along the perimeter.



Step Three: Wait at least 15 minutes before entering your pool. Test chlorine levels before re-entry*.

Be sure to operate your pump and filter continuously for 4 to 8 hours after adding Swimming Pool Product Z. For best results, apply weekly as part of your maintenance routine. Check the back of this box for more about Swimming Pool Product Z including detailed directions on application and precautionary statements.

*** Re-entry into treated swimming pools is prohibited above levels of 4 ppm chlorine due to risk of bodily injury.**




{Simplified optional abbreviated use directions & graphics for use on retail box containing one pound bags of product used for superchlorination. Retail box will also display complete use directions and precautionary statements on other panels when abbreviated use directions and graphics are included on retail box. Option B}

1 lb. bag treats 12,000 gallons of water.



Step One: Open a single bag by cutting along the dotted line with scissors.



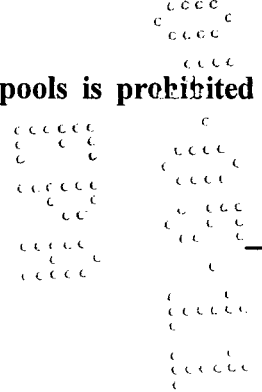
Step Two: Add 1 lb. 12,000 gallons into the deepest pool area, operate filter and pump for 4 to 8 hours. Hold bag no more than 3 feet over pool surface.



Step Three: Wait at least 15 minutes after application before entering pool*.

- Apply more product after heavy use, high temperatures, or rain. For best results, shock pool weekly.
- Check the back of this box for more information, detailed application directions, and precautionary statements.

*** Test chlorine levels before re-entry. Re-entry into treated swimming pools is prohibited above levels of 4 ppm chlorine due to risk of bodily injury.**



{Directions to be used for swimming pool winterization.}

SWIMMING POOL WINTERIZATION

{To maintain brand segmentation, two sets of marketing statements are provided to maintain separate brand identity.}

{One of the following two paragraphs will be used on the label.}

[This product is a unique dual action formulation which is the first step in an effective winterization program. [Swimming Pool Product Z] *{or}* [This product] both oxidizes and clarifies pool water. This quick dissolving product is suitable for use in pools of any surface type.]

{or}

[This multipurpose formulation oxidizes, clarifies, and buffers all in one easy to use product, ensuring an easy spring start-up. Quick dissolving, this easy to use product is suitable for all pool surfaces. This unique formulation results in outstanding water clarity during the winter season and into spring start-up.]

May be used with chlorine, bromine, ozone and ionization systems. DO NOT use in pools sanitized with biguanides. This product is not a sanitizer. To sanitize your pool, use the appropriate [AquaChem] [Pool Time] product specifically formulated for this purpose.

IMPORTANT NOTE: DO NOT pre-dissolve Swimming Pool Product Z. As with other shock products, DO NOT apply through skimmer or chemical feeding device as other chemicals may be present which could result in a violent reaction.

DIRECTIONS FOR USE: It is a violation of Federal Law to use this product in any manner inconsistent with its labeling. Read entire label and use strictly in accordance with precautionary statements and directions.

Use 1 pound of this product for each 6,000 gallons of pool water. With the circulation system of the pool on, pour from 3 feet high or less the entire dosage into the deep end of the pool. Brush any undissolved product off the surface of the pool with a surface compatible brush.

Continue to circulate the pool for **at least** 30 minutes before proceeding to the next step in the winterization process.

It is recommended that as part of the closing procedures, a quality winterizing algaecide be applied following the application of this product. After application of the algaecide, continue with the closing of the pool as directed by pool manufacturer or your dealer.

For mesh covered or non-covered pools, a mid-winter treatment may be required using an appropriate [AquaChem] [Pool Time] sanitizer.

{Directions to be used for spa and hot tub oxidizing.}

SPA AND HOT TUB OXIDIZER

{To maintain brand segmentation, two sets of marketing statements are provided to maintain separate brand identity.}

{One of the following two paragraphs will be used on the label.}

[This easy to use multi-purpose shock is specially formulated to destroy eye irritants and reduce unpleasant odors. [It is designed to correct most cloudy conditions and restore spa water sparkle.] It is compatible with ozone systems. This product enhances water comfort and stabilizes pH. [Special] [Unique] [It includes] ingredients [such as water clarifiers and filter enhancers] [that] aid the filter in removing small suspended particles to further enhance water clarity.]

{or}

[This product is specially formulated to destroy eye irritating chloramines, unpleasant odors, and corrects most cloudy conditions to restore spa water sparkle. It combines a blend of multiple oxidizers, water clarifiers and water enhancing buffers. Special ingredients aid the filter in removing small suspended particles to further enhance water clarity. This product provides enhanced water clarity, improved bather comfort, and is convenient to use. It is designed to be used with all types of spa surfaces.]

{One of the following two paragraphs will be used on the label.}

[This product is convenient to use and dissolves quickly and completely. There is no pre-mixing required and no undissolved solids remain. This product works with all surface types and may be used with chlorine, bromine, ozone, as well as ionizers. DO NOT use in spas sanitized with biguanides. This product is not a sanitizer. To sanitize your spa, use the appropriate [Spa Time] product.]

{or}


[This product dissolves quickly and completely. No premixing is required. This product is pH neutral and usage will not upset spa water balance. May be used with chlorine, ozone, bromine, and ionization systems. It is formulated for use with all types of spa surfaces. DO NOT use in spas sanitized with biguanides. This product is not a sanitizer. To sanitize your spa, use the appropriate [Spa Time] product.]

IMPORTANT NOTE: DO NOT pre-dissolve Swimming Pool Product Z. As with other shock products, DO NOT apply through skimmer or chemical feeding device as other chemicals may be present which could result in a violent reaction.

DIRECTIONS FOR USE: It is a violation of Federal Law to use this product in any manner inconsistent with its labeling. Read entire label and use strictly in accordance with precautionary statements and directions.

1. Test and adjust spa water pH to 7.2 – 7.6 prior to application of this product.
2. Apply product when spa is not in use.
3. [Apply product at a rate of 3 tablespoons per 500 gallons.] {or} [Apply entire 1.5 ounce packet per 500 gallons.]{when product sold in 1.5 ounce packets}
4. With pump in operation, apply the entire treatment dosage at one time. Broadcast across water's surface.
5. Apply directly to spa water only. Do not add through a skimmer or any automatic dispensing device.
6. Add this product at least once a week. Additional applications are recommended after periods of heavy spa usage, significant rainfall or the appearance of cloudy water.

TEST CHLORINE LEVEL PRIOR TO RE-ENTRY. DO NOT RE-ENTER SPA UNTIL YOUR TEST KIT READING INDICATES A CHLORINE LEVEL OF 5 PPM OR LESS OR BROMINE LEVEL OF 8 PPM OR LESS.



{Storage and Disposal directions when product is sold in bags.}

[STORAGE AND DISPOSAL: Keep this product dry in its original unopened bag until use. For partially used bags, fold over top of bag and secure with adhesive tape. Store unopened and partially used bags in a secure location away from children. Store in a cool, dry, well-ventilated area away from heat or open flame. If product becomes damp, discard, following instructions for contamination under Physical or Chemical Hazards. **CONTAINER DISPOSAL:** Non-refillable container. Do not reuse or refill this container. Offer for recycling, if available. Triple rinse container (or equivalent) promptly after emptying.]

{Storage and Disposal directions when product is sold in bottles.}

[STORAGE AND DISPOSAL: Keep this product dry in original tightly closed container when not in use. Store in a cool, dry, well-ventilated area away from heat or open flame. If product becomes damp, discard, following instructions for contamination under Physical or Chemical Hazards. **CONTAINER DISPOSAL:** Non-refillable container. Do not reuse or refill this container. Offer for recycling, if available. Triple rinse container (or equivalent) promptly after emptying.]

PRECAUTIONARY STATEMENTS

HAZARDS TO HUMANS AND DOMESTIC ANIMALS: DANGER: Corrosive: Causes skin burns. May be fatal if inhaled or swallowed. Causes irreversible eye damage. Harmful if absorbed through skin. Do not breathe dust or fumes. Irritating to nose and throat. Do not get in eyes, on skin or on clothing. Prolonged or frequently repeated skin contact may cause allergic reactions in some individuals. Wear safety glasses or goggles and use rubber gloves. For additional protection of skin, wear long sleeves and long pants. Wash thoroughly with soap and water after handling product and before eating, drinking or using tobacco. Remove contaminated clothing and wash clothing before reuse.

{First Aid will be separated by line rules from adjacent text and be in a different color.}

FIRST AID: IF IN EYES: Hold eye open and rinse slowly and gently with water for 15-20 minutes. Remove contact lenses, if present, after the first 5 minutes, then continue rinsing eye. Call a poison control center or doctor for treatment advice. **IF ON SKIN OR CLOTHING:** Take off contaminated clothing. Rinse skin immediately with plenty of water for 15-20 minutes. Call a poison control center or doctor for treatment advice. **IF INHALED:** Move person to fresh air. If person is not breathing, call 911 or an ambulance, then give artificial respiration, preferably mouth-to-mouth, if possible. Call poison control center or doctor for treatment advice. **IF SWALLOWED:** Call poison control center or doctor immediately for treatment advice. Have person sip a glass of water if able to swallow. Do not induce vomiting unless told to do so by the poison control center or doctor. Do not give anything by mouth to an unconscious person.

Have the product container or label with you when calling a poison control center or doctor, or going for treatment. [[IN CASE OF MEDICAL EMERGENCY, CALL [1-303-623-5716] [1-877-800-5553] {telephone number supplied by supplemental registrant}].

Note to Physician: Probable mucosal damage may contraindicate the use of gastric lavage.

PHYSICAL OR CHEMICAL HAZARDS: CONTAINS OXIDIZING AGENTS. Do not mix with other chemicals or any other substance. DO NOT pre-dissolve or add water to this product. Always apply directly into the pool. Contamination of this product with small amounts of water or other substances may start a chemical reaction and generate heat, hazardous gas, possible fire and explosion. In case of contamination or decomposition, do not reseal [bag] [container]. Isolate [bag] [container] in open air or well-ventilated area. Flood [bag] [container] and area with large volumes of water. In case of spills, scoop up and place product in pool water, then flood spilled area with large volumes of water.

{Environmental hazards statement for end-use products in containers of less than 50 pounds (solid, dry weight).}


ENVIRONMENTAL HAZARDS: This pesticide is toxic to fish and aquatic invertebrates and may contaminate water through runoff. Other than uses permitted by this label, do not apply directly to water. Do not contaminate water when disposing of equipment washwaters or rinsate.

NOTE: Buyer assumes all responsibility for safety and use not in accordance with directions.

Handwritten scribbles and marks at the bottom right of the page, including several lines of illegible characters and symbols.

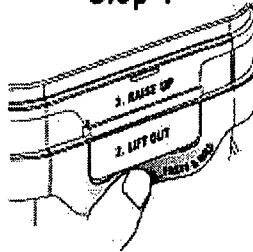
This page is
new text/graphics

Tamper Evident Tear Strip
Tear away by using "ring pull" on
either side of lid

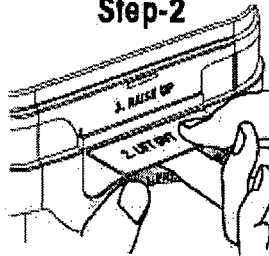


**To open the lid (after the
tear strip is removed)**

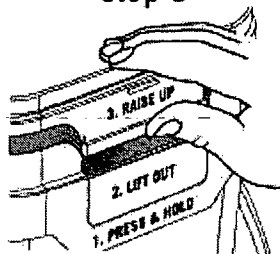
Step-1



Step-2



Step-3



(FOR ROPAK
PAILS)

