

UNITED STATES ENVIRONMENTAL PROTECTION AGENCY

67262-33

4/5/2007

Page 1 of 17

April 5, 2007

Mark Jernigan
Federal Registration Manager
Recreational Water Products, Inc.
PO Box 1449
Buford, GA 30515

Subject: 3 Inch Tabs
EPA Registration No. 67262-33
Application Date: March 12, 2007
Receipt Date: March 14, 2007

Dear Mr. Jernigan:

This acknowledges receipt of your notification, submitted under the provision of PR Notice 98-10, FIFRA section 3(c)9.

Proposed Notification

- Restatement of previously approved marketing claims

General Comments

Based on a review of the material submitted, the following comments apply:

The notification application is acceptable and a copy has been inserted in your file for future reference.

Should you have any questions or comments concerning this letter, please contact me at (703) 308-6345.

Sincerely,

Wanda Y. Henson
Product Reviewer (32)
Regulatory Management Branch II
Antimicrobials Division (7510P)

CONCURRENCES							
SYMBOL	7510P	7510P					
URNAM	E. Bera	Henson					
ATE	4/5/07	4/5/07					



United States
Environmental Protection Agency
Washington, DC 20460

☐ Registration
☐ Amendment
☒ Other

OPP Identifier Number

Application for Pesticide - Section I

1. Company/Product Number 67262-33	2. EPA Product Manager E. Mitchell	3. Proposed Classification <input type="checkbox"/> None <input type="checkbox"/> Restricted
4. Company/Product (Name) 3 Inch Tabs	PM# 32	
5. Name and Address of Applicant (Include ZIP Code) Recreational Water Products, Inc. PO Box 1449 Buford, GA 30515 <input type="checkbox"/> Check if this is a new address	6. Expedited Review. In accordance with FIFRA Section 3(c)(3) (b)(i), my product is similar or identical in composition and labeling to: EPA Reg. No. _____ Product Name _____	

Section - II

<input type="checkbox"/> Amendment - Explain below.	<input type="checkbox"/> Final printed labels in response to Agency letter dated _____
<input type="checkbox"/> Resubmission in response to Agency letter dated _____	<input type="checkbox"/> "Me Too" Application.
<input checked="" type="checkbox"/> Notification - Explain below.	<input type="checkbox"/> Other - Explain below.

Explanation: Use additional page(s) if necessary. (For section I and Section II.)

Fee Determination: Fee Category - Not Applicable (Notification) mark.jernigan@chemtura.com

This Notification is to add optional marketing claims. A detailed explanation of the marketing claims is contained within the cover letter associated with this Notification. Please see attached page for certification.

Section - III

1. Material This Product Will Be Packaged In:				2. Type of Container	
Child-Resistant Packaging <input type="checkbox"/> Yes <input type="checkbox"/> No	Unit Packaging <input type="checkbox"/> Yes <input type="checkbox"/> No	Water Soluble Packaging <input type="checkbox"/> Yes <input type="checkbox"/> No		<input type="checkbox"/> Metal	
* Certification must be submitted		If "Yes" Unit Packaging wgt.	No. per container	If "Yes" Package wgt.	No. per container
				<input type="checkbox"/> Plastic	
				<input type="checkbox"/> Glass	
				<input type="checkbox"/> Paper	
				<input type="checkbox"/> Other (Specify) _____	
3. Location of Net Contents Information <input type="checkbox"/> Label <input type="checkbox"/> Container		4. Size(s) Retail Container		5. Location of Label Directions <input type="checkbox"/>	
6. Manner in Which Label is Affixed to Product <input type="checkbox"/> Lithograph <input type="checkbox"/> Paper glued <input type="checkbox"/> Stenciled				<input type="checkbox"/> Other _____	

Section - IV

1. Contact Point (Complete items directly below for identification of individual to be contacted, if necessary, to process this application.)			
Name Mark Jernigan		Title Federal Registration Manager	
		Telephone No. (Include Area Code) 678-502-4149	
Certification I certify that the statements I have made on this form and all attachments thereto are true, accurate and complete. I acknowledge that any knowingly false or misleading statement may be punishable by fine or imprisonment both under applicable law.			6. Date Application Received (Stamped)
2. Signature 		3. Title Federal Registration Manager	
4. Typed Name Mark Jernigan		5. Date 3/12/07	

3817

EPA Registration Number: 67262-33

Product: 3 Inch Tabs

Application for Pesticide dated: 3/12/2007

Section - II

Explanation (Continued)

"Notification of addition of marketing claims per PR Notice 98-10, Section II (Labeling Notifications), part N (Other Revisions)."

"This notification is consistent with the provisions of PR Notice 98-10 and EPA regulations at 40 CFR 152.46, and no other changes have been made to the labeling or the confidential statement of formula of this product. I understand that it is a violation of 18 U.S.C. Sec. 1001 to willfully make any false statement to EPA. I further understand that if this notification is not consistent with the terms of PR Notice 98-10 and 40 CFR 152.46, this product may be in violation of FIFRA and I may be subject to enforcement action and penalties under sections 12 and 14 of FIFRA."

Paul J. Jernigan
3/12/07

March 12, 2007

Document Processing Desk (NOTIF)
Office of Pesticide Programs (7504C)
U.S. Environmental Protection Agency
Room 266A, Crystal Mall 2
1801 S. Bell Street
Arlington, VA 22202-4501

Re: 3 Inch Tabs
EPA Registration No.: 67262-33

Dear Sir/Madam:

Please process the enclosed notification for the above referenced product. This notification seeks to add certain marketing claims as described below. Please note that ***no new pesticidal claims are proposed***. In addition, no changes to the use directions or precautionary statements are proposed.

Kills bacteria and controls algae (combines two claims currently on label.)

Gentle on equipment – prevents corrosion/metal staining (non-pesticide claim expanded from current marketing statement listed above use directions on page 4 of label: "Prevents metal staining and corrosion")

With Sunlight protector (shorter version of "with built-in Sunlight Protector" which is currently on label.)


Enclosed are:

1. Application for Pesticide (EPA Form 8570-1);
2. Notification Certification Statement; and
3. Copy of label with changes marked (underlined in blue).


If you have any questions, please call me at 678-502-4149.

Thank you for your attention to this matter.

Sincerely,


Mark Jernigan
Federal Registration Manager

Enclosures



{All text in brackets [xxx] is optional and may or may not be included on a final label.}
{All text in braces {xxx} is administrative and will not appear on a final label.}

3 Inch Tabs

{Optional marketing statements that may be used with pool sanitization with any of the product forms on this label including: 1 inch tablets, 3 inch tablets, sticks and floater.}

[Slow-Dissolving Sanitizer]
 [Kills Bacteria]
 [Controls Bacteria and Algae]
 [Controls Algae]
 [Kills Bacteria and Controls Algae]
 [With built in scale preventative and sunlight protector]
 [With built in corrosion preventative and sunlight protector]
 [With built-in metal stain inhibitor, scale preventative, water softener and sunlight protector]
 [With built-in Sunlight Protector]
 [with SUNSHIELD™ Protects chlorine from sunlight, so you use less]
 [With built-in metal stain inhibitor, scale preventative, water softener]
 [Helps prevent corrosion & metal staining]
 [Reduces Scale Formation]
 [Makes water silky smooth]
 [Softens Water]
 [Protects pool equipment for longer life]
 [Step 1] *{Sanitizers are marketed as step one of a three step program to treat swimming pool water.}*
 [With SilkGuard™]
 [With SilkGuard™ Technology]
 [SilkGuard™]

[Silk[Tab][Stick] color may fade once in contact with water. [This is normal as it is a sign that it is working]]

[Kills bacteria and controls algae]
[Gentle on equipment – prevents corrosion/metal staining]
[With Sunlight protector]

{Optional marketing statements to be used for 6 months on label of revised formulation or introduction by a new brand (supplemental distributor)}

[NEW Improved Formula]
 [New, now with SilkGuard™ Technology]
 [New Improved]
 [New Compound Action Formulation.]
 [New [Blue] [Tablet] [Stick] with SilkGuard™.]
 [New!]

{Optional marketing statements that may be used with pool sanitization with 1 inch tablets.}

[Slow-Dissolving Sanitizer for Routine Use in Automatic Feeders or Floaters]

[For use in Automatic Feeders or Floaters]

[Multifunctional 1" Chlorinating Tablet]

{Optional marketing statements that may be used with pool sanitization with 3 inch tablets.}

[Slow-Dissolving Sanitizer for Routine Use in Automatic Feeders, Floaters, or Plastic Skimmers]

[For use in Automatic Feeders, Floaters or Plastic Skimmers]

[Multifunctional 3" Chlorinating Tablet]

{Optional marketing statements that may be used with pool sanitization with sticks.}

[Slow-Dissolving Sanitizer for Routine Use in Automatic Feeders, Floaters, or Plastic Skimmers]

[For use in Automatic Feeders, Floaters or Plastic Skimmers]

[Multifunctional Chlorinating Stick]

{Optional marketing statements that may be used with pool sanitization with pool floater sanitization.}

[Concentrated, Stabilized, Slow-Dissolving Sanitizer for convenient use in above ground and in-ground pools]

[Self contained floater dispenses product, and tips on its side when empty]

{The table below is optional. Applicable to any set of use directions.}

Our Ingredients:	What They Do:
Chlorine	Sanitizes, Kills Bacteria, Controls Algae
[Sunlight Protector] [-] [SUNSHIELD™]	Protects chlorine from sunlight so you use less product than with unstablized chlorines such as liquid bleach or calcium hypochlorite.
(Other Ingredients): Stain Inhibitor, Scale Preventative, Water Softener	Coats metal surfaces to protect against rusting and metal staining. Binds hard water components, reducing scaling and softening water

ACTIVE INGREDIENT: Trichloro-s-triazinetriene 94.05%

OTHER INGREDIENTS:5.95%

TOTAL INGREDIENTS:100.00%

(Available Chlorine 84.65%)

KEEP OUT OF REACH OF CHILDREN
DANGER

FIRST AID: IF INHALED: Move person to fresh air. If person is not breathing, call 911 or an ambulance, then give artificial respiration, preferably mouth-to-mouth, if possible. Call poison control center or doctor for treatment advice. **IF ON SKIN OR CLOTHING:** Take off contaminated clothing. Rinse skin immediately with plenty of water for 15-20 minutes. Call a poison control center or doctor for treatment advice. **IF IN EYES:** Hold eye open and rinse slowly and gently with water for 15-20 minutes. Remove contact lenses, if present, after the first 5 minutes, then continue rinsing eye. Call a poison control center or doctor for treatment advice. **IF SWALLOWED:** Call poison control center or doctor immediately for treatment advice. Have person sip a glass of water if able to swallow. Do not induce vomiting unless told to do so by the poison control center or doctor. Do not give anything by mouth to an unconscious person.

Have the product container or label with you when calling a poison control center or doctor, or going for treatment. **[IN CASE OF MEDICAL EMERGENCY, CALL [1-303-623-5716] [1-877-800-5553] [telephone number supplied by supplemental registrant].]**

Note to Physician: Probable mucosal damage may contraindicate the use of gastric lavage.

See [back] [side] panel for additional precautionary statements.

MANUFACTURED FOR:
RECREATIONAL WATER PRODUCTS
[AQUA CHEM DIVISION]
[PoolTime Division]
PO BOX 1449
BUFORD, GEORGIA 30515

EPA REG. #67262-33
EPA EST. # 5185-GA-1

NET WEIGHT: {as indicated on container}

{Directions to be used for pool sanitization with 1 inch tablets}

POOL SANITIZATION WITH 1 INCH TABLETS

[WHY TO USE THIS PRODUCT: For use in feeders and floaters, this multifunctional sanitizer kills bacteria and controls algae, prevents metal staining and corrosion, reduces scale formation and softens water. Its unique additive actually coats metal surfaces, protecting them against rust. Additionally, this additive protects pool surfaces from metal stains and acts like a magnet to bind hard water components, making your pool water silky smooth. This sanitizer will last longer compared to chlorine products such as liquid bleach or calcium hypochlorite, as it contains [SUNSHIELD™, which protects chlorine from sunlight, so you use less.] *{or}* [sunlight protected chlorine.] It's the perfect solution for clear, silky smooth, inviting pool water.]

{or}

[WHY USE THIS PRODUCT: [1 Inch Tabs] *{or}* [This product] with SilkGuard™, the compound action [blue] tablet that does more:

- Kills bacteria [and controls algae]
- Prevents metal staining and corrosion
- Reduces scale formation
- Makes water silky smooth
- Softens water

SilkGuard™ protects your pool equipment for longer life. It coats metal surfaces protecting them from corrosion and rust. It prevents scale formation in your pool circulation system and pool surfaces. SilkGuard™ makes the water soft and silky smooth.

[1 Inch Tabs] *{or}* [This product] also contains [SUNSHIELD™, which protects chlorine from sunlight, so you use less.] *{or}* [sunlight protected chlorine.]

The [blue] Silk Tab gives you crystal blue soft sparkling water and protects your investment.]

IMPORTANT NOTES:

1. Shock your pool every week and also after heavy rain or heavy use to help keep your pool water properly maintained.
2. Sunlight, rainfall, temperature, number of swimmers, and frequency of pool use affect the rate of chlorine residual loss. Adjust cleaning and chemical maintenance accordingly.
3. Use this product in an automatic feeder or floater designed for this product.
4. Do not add other chemicals into the feeder or floater where this product is in use as a fire or explosion may occur.
5. To avoid damage to pool surface or materials do not allow product to come in direct contact with these materials. Do not throw tablets directly into pool.

DIRECTIONS FOR USE: It is a violation of Federal Law to use this product in any manner inconsistent with its labeling. Read entire label and use strictly in accordance with precautionary statements and directions.

BEFORE YOU BEGIN:

1. Ensure all pool equipment is working properly. Adjust stabilizer levels to 40-50 PPM with stabilizer.
2. Test the water's pH, alkalinity, and calcium hardness and adjust to the correct level. Adjust pH to 7.2-7.6. Adjust alkalinity to 80-125 PPM for plaster pools and 125-150 for vinyl or fiberglass pools. Adjust calcium hardness to 200-275 PPM for plaster pools, 175-225 for vinyl or fiberglass pools. Be sure to follow label directions when using other products as outlined in directions for this product.
3. Check the free available chlorine level and adjust to 1-3 PPM by adding a granular chlorinating product.

NOW USE THIS PRODUCT**START-UP/INITIAL TREATMENT:**

1. If water is cloudy or green, superchlorinate pool with appropriate shock product until pool is clear.
2. Add 16 ounces of this product (approximately 23 tablets) per 10,000 gallons of pool water to feeder or floater and then test for the free available chlorine level (allow water to circulate at least 4 hours before testing). Adjust the feeder or floater following manufacturer's instructions to establish a free available chlorine level between 1-3 PPM.
3. When free available chlorine level is adjusted to 1-3 ppm, add the [algicide] {or} [algacide] appropriate to your needs.

ROUTINE MAINTENANCE:

Add 16 ounces of this product (approximately 23 tablets) per 10,000 gallons of pool water per week, or as often as needed, to the floater or feeder to maintain a constant free available chlorine level of 1-3 PPM. Sunlight, rainfall, temperature, number of swimmers, and frequency of pool use affect the rate of chlorine residual loss so check the floater or feeder often and refill as needed.

{Directions to be used for pool sanitization with 3 inch tablets}

POOL SANITIZATION WITH 3 INCH TABLETS

[WHY TO USE THIS PRODUCT: For use in feeders, floaters or skimmers, this multifunctional sanitizer kills bacteria and controls algae, prevents metal staining and corrosion, reduces scale formation and softens water. Its unique additive actually coats metal surfaces, protecting them against rust. Additionally, this additive protects pool surfaces from metal stains and acts like a magnet to bind hard water components, making your pool water silky smooth. This sanitizer will last longer compared to chlorine products such as liquid bleach or calcium hypochlorite, as it contains [SUNSHIELD™, which protects chlorine from sunlight, so you use less.] *{or}* [sunlight protected chlorine.] It's the perfect solution for clear, silky smooth, inviting pool water.]

{or}

[WHY USE THIS PRODUCT: [3 Inch Tabs] *{or}* [This product] with SilkGuard™, the compound action [blue] tablet that does more:

- Kills bacteria [and controls algae]
- Prevents metal staining and corrosion
- Reduces scale formation
- Makes water silky smooth
- Softens water

SilkGuard™ protects your pool equipment for longer life. It coats metal surfaces protecting them from corrosion and rust. It prevents scale formation in your pool circulation system and pool surfaces. SilkGuard™ makes the water soft and silky smooth.

[3 Inch Tabs] *{or}* [This product] also contains [SUNSHIELD™, which protects chlorine from sunlight, so you use less.] *{or}* [sunlight protected chlorine.]

The [blue] Silk Tab gives you crystal blue soft sparkling water and protects your investment.]

IMPORTANT NOTES:

1. Shock your pool every week and also after heavy rain or heavy use to help keep your pool water properly maintained.
2. Sunlight, rainfall, temperature, number of swimmers, and frequency of pool use affect the rate of chlorine residual loss. Adjust cleaning and chemical maintenance accordingly
3. Use this product in an automatic feeder, floater, or skimmer designed for this product.
4. Do not add other chemicals into the feeder, floater, or skimmer where this product is in use as a fire or explosion may occur. Use this product in a skimmer only if the skimmer and the piping between skimmer and pump are plastic. In vinyl pools, do not leave the pump turned off for more than 8 hours when this product is in the skimmer. If the pump is off for more than 8 hours, bleaching and damage to liner may occur.
5. To avoid damage to pool surface or materials do not allow product to come in direct contact with these materials. Do not throw tablets directly into pool.

DIRECTIONS FOR USE: It is a violation of Federal Law to use this product in any manner inconsistent with its labeling. Read entire label and use strictly in accordance with precautionary statements and directions.

BEFORE YOU BEGIN:

1. Ensure all pool equipment is working properly. Adjust stabilizer levels to 40-50 PPM with stabilizer.
2. Test the water's pH, alkalinity, and calcium hardness and adjust to the correct level. Adjust pH to 7.2-7.6. Adjust alkalinity to 80-125 PPM for plaster pools and 125-150 for vinyl or fiberglass pools. Adjust calcium hardness to 200-275 PPM for plaster pools, 175-225 for vinyl or fiberglass pools. Be sure to follow label directions when using other products as outlined in directions for this product.
3. Check the free available chlorine level and adjust to 1-3 PPM by adding a granular chlorinating product.

NOW USE THIS PRODUCT

START-UP/INITIAL TREATMENT:

1. If water is cloudy or green, superchlorinate pool with appropriate shock product until pool is clear.
2. If using a feeder or floater, add 16 ounces of this product (two tablets) per 10,000 gallons of pool water to feeder or floater and then test for the free available chlorine level (allow water to circulate at least 4 hours before testing). Adjust the feeder or floater following manufacturer's instructions to establish a free available chlorine level between 1-3 PPM.
3. If using a plastic skimmer, add 16 ounces of this product (two tablets) per 10,000 gallons of pool water and test for the free available chlorine level (allow water to circulate at least 4 hours before testing), adding more tablets as necessary to establish a free available chlorine level of 1-3 PPM.
4. When free available chlorine level is adjusted to 1-3 ppm, add the [algicide] {or} [algacide] appropriate to your needs.

ROUTINE MAINTENANCE:

Add 16 ounces of this product (two tablets) per 10,000 gallons of pool water per week, or as often as needed, to the floater, feeder or skimmer to maintain a constant free available chlorine level of 1-3 PPM. Sunlight, rainfall, temperature, number of swimmers, and frequency of pool use affect the rate of chlorine residual loss so check the floater, feeder or skimmer often and refill as needed.

{Directions to be used for pool sanitization with sticks}

POOL SANITIZATION WITH STICKS

[WHY TO USE THIS PRODUCT: For use in feeders, floaters or skimmers, this multifunctional sanitizer kills bacteria and controls algae, prevents metal staining and corrosion, reduces scale formation and softens water. Its unique additive actually coats metal surfaces, protecting them against rust. Additionally, this additive protects pool surfaces from metal stains and acts like a magnet to bind hard water components, making your pool water silky smooth. This sanitizer will last longer compared to chlorine products such as liquid bleach or calcium hypochlorite, as it contains [SUNSHIELD™, which protects chlorine from sunlight, so you use less.] *{or}* [sunlight protected chlorine.] It's the perfect solution for clear, silky smooth, inviting pool water.]

{or}

[WHY USE THIS PRODUCT: [These Sticks] *{or}* [This product] with SilkGuard™, the compound action [blue] stick that does more:

- Kills bacteria [and controls algae]
- Prevents metal staining and corrosion
- Reduces scale formation
- Makes water silky smooth
- Softens water

SilkGuard™ protects your pool equipment for longer life. It coats metal surfaces protecting them from corrosion and rust. It prevents scale formation in your pool circulation system and pool surfaces. SilkGuard™ makes the water soft and silky smooth.

[These Sticks] *{or}* [This product] also contains [SUNSHIELD™, which protects chlorine from sunlight, so you use less.] *{or}* [sunlight protected chlorine.]

The [blue] Silk Stick gives you crystal blue soft sparkling water and protects your investment.]

IMPORTANT NOTES:

1. Shock your pool every week and also after heavy rain or heavy use to help keep your pool water properly maintained.
2. Sunlight, rainfall, temperature, number of swimmers, and frequency of pool use affect the rate of chlorine residual loss. Adjust cleaning and chemical maintenance accordingly.
3. Use this product in an automatic feeder, floater, or skimmer designed for this product.
4. Do not add other chemicals into the feeder, floater, or skimmer where this product is in use as a fire or explosion may occur. Use this product in a skimmer only if the skimmer and the piping between skimmer and pump are plastic. In vinyl pools, do not leave the pump turned off for more than 8 hours when this product is in the skimmer. If the pump is off for more than 8 hours, bleaching and damage to liner may occur.
5. To avoid damage to pool surface or materials do not allow product to come in direct contact with these materials. Do not throw sticks directly into pool.

DIRECTIONS FOR USE: It is a violation of Federal Law to use this product in any manner inconsistent with its labeling. Read entire label and use strictly in accordance with precautionary statements and directions.

BEFORE YOU BEGIN:

1. Ensure all pool equipment is working properly. Adjust stabilizer levels to 40-50 PPM with stabilizer.
2. Test the water's pH, alkalinity, and calcium hardness and adjust to the correct level. Adjust pH to 7.2-7.6. Adjust alkalinity to 80-125 PPM for plaster pools and 125-150 for vinyl or fiberglass pools. Adjust calcium hardness to 200-275 PPM for plaster pools, 175-225 for vinyl or fiberglass pools. Be sure to follow label directions when using other products as outlined in directions for this product.
3. Check the free available chlorine level and adjust to 1-3 PPM by adding a granular chlorinating product.

NOW USE THIS PRODUCT

START-UP/INITIAL TREATMENT:

1. If water is cloudy or green, superchlorinate pool with appropriate shock product until pool is clear.
2. If using a feeder or floater, add 16 ounces of this product (two sticks) per 10,000 gallons of pool water to feeder or floater and then test for the free available chlorine level (allow water to circulate at least 4 hours before testing). Adjust the feeder or floater following manufacturer's instructions to establish a free available chlorine level between 1-3 PPM.
3. If using a plastic skimmer, add 16 ounces of this product (two sticks) per 10,000 gallons of pool water and test for the free available chlorine level (allow water to circulate at least 4 hours before testing), adding more sticks as necessary to establish a free available chlorine level of 1-3 PPM.
4. When free available chlorine level is adjusted to 1-3 ppm, add the [algicide] {or} [algaecide] appropriate to your needs.

ROUTINE MAINTENANCE:

Add 16 ounces of this product (two sticks) per 10,000 gallons of pool water per week, or as often as needed, to the floater, feeder or skimmer to maintain a constant free available chlorine level of 1-3 PPM. Sunlight, rainfall, temperature, number of swimmers, and frequency of pool use affect the rate of chlorine residual loss so check the floater, feeder or skimmer often and reñli as needed.

{Directions to be used for pool floater sanitization}

POOL FLOATER SANITIZATION

[WHY TO USE THIS PRODUCT]: This disposable floating dispenser sanitizes the water and then tips on it's side when empty. The multifunctional sanitizer kills bacteria and controls algae, prevents metal staining and corrosion, reduces scale formation and softens water. [Its unique additive actually coats metal surfaces, protecting them against rust.] Additionally, [it contains an additive that][this additive] protects pool surfaces from metal stains and acts like a magnet to bind hard water components, making your pool water silky smooth. This sanitizer will last longer compared to chlorine products such as liquid bleach or calcium hypochlorite, as it contains [SUNSHIELD™, which protects chlorine from sunlight, so you use less.] *{or}* [sunlight protected chlorine.] It's the perfect solution for clear, silky smooth, inviting pool water.

IMPORTANT NOTES:

1. When using other products, as outlined in directions for this product, always follow label directions for those products.
2. Sunlight, rainfall, temperature, number of swimmers and frequency of pool use affect the rate of available chlorine loss. Adjust cleaning and chemical maintenance accordingly. To destroy undesirable compounds, shock pool on a regular basis, typically every 1 to 2 weeks or each time floater is replaced.
3. During shock treatment, remove floater from pool. Place floater in an empty, clean, dry plastic container. Place it back in pool when the process is completed.
4. Do not completely submerge floater or allow holes to become clogged. This could trap excess amount of chlorine gas possibly resulting in a violent explosion.
5. Do not attempt to open or refill this product.

DIRECTIONS FOR USE

It is a violation of Federal Law to use this product in a manner inconsistent with its labeling. Read entire label directions and use strictly in accordance with precautionary statements and directions.

BEFORE YOU BEGIN:

1. Ensure all pool equipment is working properly. Backwash filter following manufacturer's directions.
2. Adjust stabilizer levels to 40-50 ppm with [Stabilizer] [Chlorine Stabilizer]. Check residual chlorine level with a test kit. Adjust to 1-3 ppm by adding a stabilized granular chlorinator.
3. Check water pH, alkalinity and calcium hardness with a test kit. Adjust pH to 7.2 - 7.6 by adding [pH Down] [pH Decreaser] to lower pH, or by adding [pH Up] [pH Add] to raise pH. Adjust alkalinity to 80 - 125 ppm for plaster pools, 125 - 150 for vinyl or fiberglass pools by adding [Alkalinity Increaser] [Alkalinity Plus]. Adjust calcium hardness to 200 - 275 ppm for plaster pools, 175 - 225 for vinyl or fiberglass pools by adding Calcium Hardness Increaser. Be sure to follow label directions.

NOW USE THIS PRODUCT:

1. Floater is marked in gallon increments from 5,000 to 40,000 gallons. To use, cut off all feeder nubs on both sides of cartridge up to and including the one corresponding to your pool's size. If pool is between sizes marked, open next higher nubs. Use a sharp knife and cut in direction away from your body and limbs. (Fig.A) Make certain holes are wide open to allow water to flow through freely.
2. Place floater with open holes in center of the pool. (Fig. B) After 24 hours check residual chlorine level with a test kit. If residual chlorine level is below 1.0 ppm cut-off one additional nub until chlorine stabilizes at 1-3 ppm. If the residual chlorine is too high, seal one set of holes with waterproof plastic tape.
3. When ready for replacement, this product will float on its side. (Fig. C)

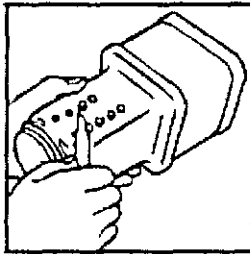


FIG. A

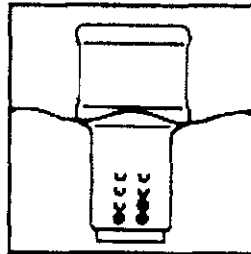


FIG. B

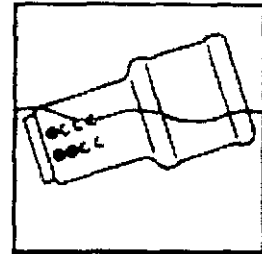


FIG. C

Reentry into treated swimming pools is prohibited when free available chlorine levels are above 3 PPM due to risk of body injury.

STORAGE AND DISPOSAL: Keep this product dry in original tightly closed container when not in use. Store in a cool, dry, well ventilated area away from heat or open flame. Moisture may decompose this product and cause a violent reaction leading to fire and explosion. In case of decomposition, isolate container if possible and flood area with large amounts of water to dissolve all material before discarding this container. Do not contaminate food or feed by storage or disposal. **CONTAINER DISPOSAL:** Do not reuse container, but place in trash collection. Rinse thoroughly before discarding in trash.

PRECAUTIONARY STATEMENTS

HAZARDS TO HUMANS AND DOMESTIC ANIMALS: DANGER: Corrosive: Causes irreversible eye damage and skin burns. May be fatal if absorbed through skin. May be fatal if inhaled. Do not breathe dust or fumes. Irritating to nose and throat. Harmful if swallowed. Do not get in eyes, on skin or on clothing. Wear goggles or safety glasses, protective clothing and rubber gloves when handling this product. Wash thoroughly with soap and water after handling and before eating, drinking, or using tobacco. Remove contaminated clothing and wash before reuse.

PHYSICAL OR CHEMICAL HAZARDS: CONTAINS A STRONG OXIDIZING AGENT. Do not mix with other chemicals. Mix only with water. Never add water to product. Always add product to large quantities of water. When using automatic feeding devices, always follow manufacturer's directions as to the proper addition of sanitizer product to chlorinators. Use clean dry utensils. Do not add this product to any dispensing device containing remnants of any other product. Such use may cause a violent reaction leading to fire or explosion. Contamination with moisture, organic matter, or other chemicals will start a chemical reaction and generate heat, hazardous gas, possible fire and explosion. In case of contamination or decomposition, do not reseal container. If possible, isolate container in open air or well-ventilated area. Flood area with large volumes of water.

{Environmental hazards statement for end-use products in containers of less than 50 pounds (solid, dry weight).}

[ENVIRONMENTAL HAZARDS This pesticide is toxic to fish and aquatic organisms.]

{Environmental hazards statement for end-use products in containers equal to or greater than 50 pounds (solid, dry weight).}

[ENVIRONMENTAL HAZARDS This pesticide is toxic to fish and aquatic organisms. Do not discharge effluent containing this product into lakes, streams, ponds, estuaries, oceans or other waters unless in accordance with the requirements of a National Pollutant Discharge Elimination System (NPDES) permit and the permitting authority has been notified in writing prior to discharge. Do not discharge effluent containing this product to sewer systems without previously notifying the local sewage treatment plant authority. For guidance contact your State Water Board or Regional Office of the EPA.]

NOTE: Buyer assumes all responsibility for safety and use not in accordance with directions.

[NOTE: Any questions or comments about Aqua Chem Products?]

[In the continental U.S. call 1-800-252-POOL (7665). Ask for your free pool care booklet.]

[Questions or comments call 1-800-252-POOL (7665).]

[Visit Aqua Chem's Internet Web Site at <http://www.aquachem.com>]

[Visit PoolTime's Internet Web Site at <http://www.pooltime.com>]

{label/67262-33.doc}