

67262-29

6/24/2014

1/18



UNITED STATES ENVIRONMENTAL PROTECTION AGENCY  
WASHINGTON, D.C. 20460

Mr. Mark Jernigan  
Regulatory Affairs Manager  
Recreation Water Products, Inc.  
P.O. Box 1449  
Buford, GA 30515

OFFICE OF CHEMICAL SAFETY  
AND POLLUTION PREVENTION

JUN 24 2014

Subject: Chlorinating Granules Plus  
EPA Reg.#: 67262-29  
Application Date: March 10, 2014  
Receipt Date: March 12, 2014

Dear Mr. Jernigan:

This acknowledges the receipt of your Amendment application dated March 10, 2014 in connection with registration under the Federal Insecticide, Fungicide and Rodenticide Act (FIFRA), as amended.

**Proposed Amendment:**

Amend to add Optional Use Claim and Graphics and Alternate EPA establishment number. In addition to add Alternate Use Directions for use with the product in swimming pools for "Chlorinating Granules Plus" product label (EPA Reg#67262-26) to make easier for consumer to read, follow, and understand. The proposed label dated pin punch 3/12/14.

**General Comment:**

Based on the review of the material submitted, the label amendment for "RWP Master Dihydrate Granular" product label (EPA Reg.#: 67262-1) is **acceptable**.

**A stamped copy of your labeling is enclosed for your records. This labeling supersedes all previously accepted labeling. The next label printing of this product must use this labeling unless subsequent changes have been approved. You must submit one (1) copy of the final printed labeling before you release the product for shipment with the new labeling. In accordance with 40 CFR 152.130(c), you may distribute or sell this product under the previously approved labeling for 18 months from the date of this letter. After 18 months, you may only distribute or sell this product if it bears this new revised labeling or subsequently approved labeling. "To distribute or sell" is defined under FIFRA section 2(gg) and it's implementing regulation at 40 CFR 152.3.**


On pages 14-15 of the current label, company website and social networking websites (e.g., Facebook, Twitter, Google Plus, and Pinterest) were referenced. Should you wish to retain a reference to the company's or social networking websites on your label, then please be aware that such references transform these websites and associated walls, comments, etc. into labeling under the Federal Insecticide Fungicide and Rodenticide Act sec 2 (p) (2) and then make these subject to review by the Agency. If the websites and social networking walls, comments, etc. content are false or misleading, the product would be misbranded and its sale or distribution

unlawful to sell or distribute under FIFRA section 12(a)(1)(E). In addition, regardless of whether websites and social networking walls, comments, etc. are referenced on your product's label, claims made on these may not substantially differ from those claims approved through the registration process. Although EPA has not yet determined the extent to which it will routinely review company and social networking websites, if the Agency finds or if it is brought to our attention that a website, social networking wall, comment, etc. contains false or misleading statements or claims substantially differing from claims approved through the registration process, the company website and social networking site may be referred to the EPA's Office of Enforcement and Compliance Assurance.

This latest amended label and a copy of this letter have been inserted in your file for future reference.

If you have any questions or comments concerning this letter, please contact David Liem by email at [liem.david@epa.gov](mailto:liem.david@epa.gov) or call (703) 305-1284.

Sincerely,



Demson Fuller  
Product Manager (32)  
Regulatory Management Branch II  
Antimicrobials Division (7510P)

Att: Accepted Stamped Label

3/18

{All text in brackets [xxx] is optional and may or may not be included on a final label.}  
{All text in braces {xxx} is administrative and will not appear on a final label.}

### CHLORINATING GRANULES PLUS


**ACTIVE INGREDIENTS:**

|  |        |
|--|--------|
| Trichloro-s-triazinetrione*  | 71.8%  |
| Boron sodium oxide (B <sub>4</sub> Na <sub>2</sub> O <sub>7</sub> ) pentahydrate | 8.0%   |
| OTHER INGREDIENTS: (clarifier/filtration enhancer/sunlight protector)            | 20.2%  |
| TOTAL  | 100.0% |
| *Available Chlorine....65%   |        |

**KEEP OUT OF REACH OF CHILDREN**  
**DANGER**

See [back] [side] panel for First Aid and additional Precautionary Statements. {If First Aid appears on back or side panel}  
See [back] [side] panel for additional Precautionary Statements. {If First Aid appears on front panel}

MANUFACTURED FOR:  
RECREATIONAL WATER PRODUCTS, INC.  
P.O. BOX 1449  
BUFORD, GEORGIA 30515



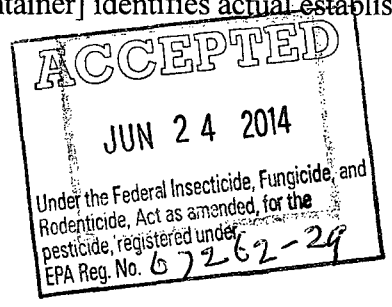
Net Contents: {as indicated on container}

EPA REG. NO. 67262-29  
EPA EST. NO. 5185-GA-1 [(BL)] {or} [(Z)]  
7616-CA-1 [(C)]

{If multiple EPA Establishment Numbers appear on the label.}  
[Actual establishment shown in code above or below label printed on [bottle] [container]]

[Letter designation in lot code printed above or below on [bottle] [container] identifies actual establishment.]

[U.S. Patent # 5,674,429]  
[Additional Patent Pending]



{The following statement will appear on the lid of bottles/buckets or front panel of bags.}


Play it Safe. DO NOT mix with [Calcium Hypochlorite or] any other product. See label for additional important product information.

[What?] {For use on front panel of label as a header above/beside product name.}

[Why?] {For use on front panel of label as a header above/beside marketing statements chosen from accepted label text that relates to the consumer features and benefits of product.}

{General statements available to all labels}

- [Do not mix this product with any other product]
- [Do Not Mix with Calcium Hypochlorite or Any Other Product]
- [Apply in dry form - Do Not Pre-dissolve]
- [Patented Chlorine Technology]
- [Kills Bacteria and Algae]
- [Kills bacteria]
- [Kills algae]
- [Contains a Filter Enhancer]
- [Convenient skimmer application]
- [Easy skimmer application]
- [Add directly to Skimmer]
- [Add Directly to Skimmer or Directly to Pool]
- [Add dry product through skimmer or directly to pool]
- [Add through skimmer or directly to pool]
- [Destroys Swimmer Contaminants]
- [Destroys Organic Wastes]
- [For use as a Shock]
- [Suitable for opening pools]
- [Can be used in salt pools]
- [Compatible with salt pools]
- [Suitable for closing pools]
- [Suitable for pool closing]
- [Suitable for pool winterization]
- [Keeps water clean]
- [Shocks water clear]
- [For use with all pool surfaces]
- [For all pool surfaces][including vinyl, plaster and fiberglass]]
- [For all pools, including vinyl, plaster and fiberglass]
- [Clarifies water]
- [Clears cloudy water]
- [Reduces chlorine odor and eye irritation]
- [Improves filter performance]
- [Enhances filtration]
- [Gathers debris for easy removal]
- [Gathers debris for easy filtration]
- [pH balanced]
- [Reduces chlorine odor]
- [Reduces eye irritation]



[[Easy-to-use],[multifunctional] chlorinating granules protect against algae and bacteria for water that stays [clean], [clear] [&] [free of visible algae]]

[The 6-in-1 Difference]  
 [6-in-1 [all-purpose] [formula] [sanitizer] [sanitizer & shock][shock]]  
 [Kills [& prevents] all types of pool algae]  
 [[with] Algae-killing formula]  
 [Sunlight protected [for longer lasting chlorine]  
 [Protected against sunlight [to last longer]]  
 [Removes organic contaminants [for clear water]]  
 [Removes swimmer contaminants [for clear water]]  
 [Reduces [eye irritation] [&] [chlorine odor]]  
 [For use with all filter & surface types]  
 [Skimmer]  
 [Directly to water]  
 [Easy 1 2 3 Pool Care Brand System]

[When?] {For use on front panel of label as a header above/beside text chosen from accepted label text that relates to the consumer anticipated frequency of product use.}

[Daily\*]

[\*Approximate application rate to chlorinate. Please refer to directions for shock and algaecide application.]

{The "Pool Essentials System" boxes below may be placed on the label to allow easy product category identification by consumers. Only one box will be used}

{When sold with sanitizer/shock directions}


|                        |                       |                                  |                                  |                       |
|------------------------|-----------------------|----------------------------------|----------------------------------|-----------------------|
| Pool Essentials System | <input type="radio"/> | <input checked="" type="radio"/> | <input checked="" type="radio"/> | <input type="radio"/> |
|                        | balance               | chlorinate                       | shock                            | algaecide             |

{When sold with shock directions only}

|                        |                       |                       |                                  |                       |
|------------------------|-----------------------|-----------------------|----------------------------------|-----------------------|
| Pool Essentials System | <input type="radio"/> | <input type="radio"/> | <input checked="" type="radio"/> | <input type="radio"/> |
|                        | balance               | chlorinate            | shock                            | algaecide             |

{When sold with sanitizer/shock/ algaecide directions}

|                        |                       |                                  |                                  |                                  |
|------------------------|-----------------------|----------------------------------|----------------------------------|----------------------------------|
| Pool Essentials System | <input type="radio"/> | <input checked="" type="radio"/> | <input checked="" type="radio"/> | <input checked="" type="radio"/> |
|                        | balance               | chlorinate                       | shock                            | algaecide                        |



{Optional marketing statements for use only with swimming pool sanitization directions}

[Swimming Pool Sanitizer]

[Granular Sanitizer and Shock]

[Sanitizer and Shock]

[For use as a Shock]

[[4 in 1 Sanitizer and Shock][With built in clarifier, filtration enhancer, algae preventative and sun light protector]]

[[Multifunctional Sanitizer and Shock][With built in clarifier, filtration enhancer, algae preventative and sun light protector]]

[Sanitizes, Clarifies, Kills Algae and Enhances Filtration]

[Granular Chlorinated Sanitizer & Shock]

{Optional marketing statements for use only with superchlorination/shock directions}

[Shock product]

[Shock Treatment]

[Shock]


[[4 in 1 Shock][With built in clarifier, filter enhancer, algae preventative and sun light protector]]

[[Multifunctional Shock][With built in clarifier, filter enhancer, algae preventative and sun light protector]]

[Made in the USA]

{Following chart is optional}

| <b>Our Ingredients:</b>  | <b>What They Do:</b>                                    |
|--|---|
| Trichloro-s-triazinetriene   | Kills Bacteria, Kills Algae,<br>Destroys Organic Wastes |
| Boron sodium oxide<br>(B <sub>4</sub> Na <sub>2</sub> O <sub>7</sub> )pentahydrate | Prevents Algae  |
| Clarifier/Filtration enhancer  | Makes water Crystal Clear                               |
| Sunlight Protector   | Protects chlorine from sunlight<br>dissipation          |



{Following chart is optional.}

|                              |  |
|------------------------------|--|
| <b>[Application Methods]</b> | DIRECTLY TO WATER OR SKIMMER]  |
| <b>[Surface Types]</b>       | Aggregate    Concrete    Fiberglass<br>Gunitite       Plaster       Vinyl] |
| <b>[Filter Types]</b>        | D.E., Sand, Cartridge, Zeolite]  |

**Why to use this product:**

This patented, multifunctional sanitizer and shock product, when applied in dry form directly to the pool or skimmer per the label directions, kills bacteria and unsightly algae, clears up cloudy water and inhibits future algae growth. This product's patented blend of sunlight protected chlorine, special clarifier, filter enhancer, and algae inhibitor, provides the perfect solution for clear inviting pool water. [Specifically you can use this product:]

- [For routine daily chlorination (sanitation) ]
- [To superchlorinate]
- [To shock ]
- [To kill algae ]

**DIRECTIONS FOR USE:** It is a violation of Federal Law to use this product in a manner inconsistent with its labeling. **READ ENTIRE LABEL AND USE STRICTLY IN ACCORDANCE WITH PRECAUTIONARY STATEMENTS AND DIRECTIONS FOR USE.**

**WATER BALANCE:** Optimum product performance and swimmer comfort will be achieved if you test, adjust and maintain to the following: pH between 7.2 - 7.6, alkalinity between 80 - 125 ppm for plaster pools and 125 - 150 ppm for vinyl, fiberglass and painted pools. Calcium hardness between 200 - 250 ppm for plaster pools, and 175 - 225 ppm for vinyl, fiberglass and painted pools.

**APPLICATION METHOD:** ~~DO NOT~~ pre-dissolve this product before adding to pool or skimmer. ~~DO NOT~~ mix this product with any other products or chemicals. Always apply this product in its dry form using a clean dry plastic cup or scoop. Do not use this cup for any other purpose. This product should be applied through the skimmer or directly to pool as follows:

**Directly to Skimmer:** Add product in dry form directly through the skimmer with the basket removed and the pump running. Replace the skimmer basket and keep the pump running for at least 2 to 4 hours.

**Directly to Pool:** Add product in dry form directly to the pool water, with the pump running for at least 2 to 4 hours. If your pool has a bleachable surface, such as vinyl, colored plaster, painted or fiberglass, use skimmer application, or add directly to pool, brushing visible product until completely dissolved to avoid bleaching.

**[INITIAL STARTUP:** Use this method if you are opening your pool in the spring, the pool has not been maintained for several weeks, or if the pool is freshly filled. Brush all pool surfaces with pump operating. Following the above *Application Method*, add 1 lb. (2, 8 oz cups) of this product in dry form per 10,000 gallons of pool water. After two hours, test chlorine level (residual). Repeat dosage until you obtain a chlorine level of 1 - 4 ppm.]


**[ROUTINE CHLORINATION:** Following the above *Application Method*, add 2 to 4 oz (1/4 to 1/2, 8 oz cup) of this product in dry form per 10,000 gallons of pool water every day, every other day or as often as needed to maintain a chlorine level between 1 - 3 ppm. The amount of product required and frequency of addition will vary with the number of swimmers, water temperature and amount of rain. Operate the pump a minimum of 10 hours per day for best results.]

**[SHOCK TREATMENT:** For best results, apply product weekly as part of your maintenance routine, or when bather loads are high, water appears hazy or dull, unpleasant odors or eye irritation occurs, or after heavy rain. Following the above *Application Method*, add 1 lb. (2, 8 oz cups) of this product in dry form per 10,000 gallons of pool water.]

**[ALGAE TREATMENT:** With pump operating, brush algae from pool surfaces. Following the above *Application Method*, add 1lb. (2, 8 oz cups) of this product in dry form per 10,000 gallons of pool water for light algae growth. Add 2 lb. (4, 8 oz cups) of this product in dry form per 10,000 gallons of pool water for moderate to heavy algae growth. If necessary, repeat the treatment.]

**[WINTERIZATION:** If algae is present, treat using ALGAE TREATMENT directions, then proceed as follows: To an algae free pool, add 2 lb. (4, 8 oz cups) of this product in dry form per 10,000 gallons of pool water following the above *Application Method*. Cover the pool with a pool cover and prepare heater, pump, and filter components for winter using manufacturers recommendations.]

**Reentry into treated swimming pools is prohibited above levels of 4 ppm chlorine due to risk of bodily injury.**





{Simplified use directions to be used for swimming pool sanitization product, O<sub>2</sub> on B}

[How?]

**DIRECTIONS FOR USE:** It is a violation of Federal Law to use this product in a manner inconsistent with its labeling. **READ ENTIRE LABEL AND USE STRICTLY IN ACCORDANCE WITH PRECAUTIONARY STATEMENTS AND DIRECTIONS FOR USE.**

- Test and balance water before using this product. Visit [the Aqua Chem Web Site] {or} [www.aquachem.com] {or} [the Pool Time website] {or} [www.pooltime.com] for complete pool balancing instructions.
- If you have a vinyl liner and your water is cloudy, follow the "Add Directly to Skimmer" application method to avoid bleaching.

**Application Methods:**

**Add Directly to Skimmer:** Remove basket. Add product through the skimmer. Operate the filter and pump at least 2 to 4 hours.

**Add Directly to Pool:** Add product to the deepest area of the pool. Operate the filter and pump at least 2 to 4 hours. Brush visible product until completely dissolved to avoid bleaching.

**[To Keep Water Clean:**

**Start-up:**

- Add [16 oz.] {or} [1 lb.] per 10,000 gallons using the application methods above. Repeat as needed to establish 1-4 ppm free chlorine.

**Routine:**

- Add 2 to 4 oz. per 10,000 gallons daily or as often as needed, using the application methods above, to maintain a chlorine level between 1 - 4 ppm.
- Apply more product after heavy use, high temperatures, or rain. To keep water clear, shock pool weekly.
- Do not pre-dissolve this product before adding to pool or skimmer. Do not mix this product with any other products or chemicals.
- [Always apply this product in its dry form using a clean dry plastic cup or scoop. Do not use this cup for any other purpose.] ]

**[To Shock Water Clear:**

- Add [16 oz.] {or} [1 lb.] per 10,000 gallons while filter and pump are operating using the application methods above.
- Add more product after heavy use, high temperatures, or rain. To keep water clear, shock pool weekly.
- Do not pre-dissolve this product before adding to pool or skimmer. Do not mix this product with any other products or chemicals. ]

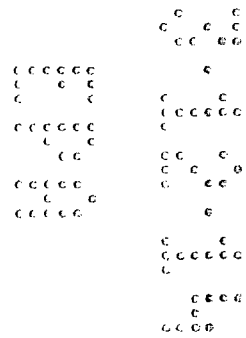
**[To Kill Algae:**

- Brush visible algae from pool surfaces.
- For light algae, add [16 oz.] {or} [1 lb.] per 10,000 gallons using the application methods above.
- For heavy algae, add [32 oz.] {or} [2 lb.] per 10,000 gallons using the application methods above.
- Product can be re-applied after 72 hours if necessary.]

**[To Close Pools:**

- Kill any visible algae using "To Kill Algae" directions.
- Add [32 oz.] {or} [2 lb.] per 10,000 gallons into the deepest pool area using the application methods above.
- [Add an appropriate winter [algaecide] {or} [algicide] after addition of this product.]
- [Visit [the Aqua Chem Web Site] {or} [www.aquachem.com] {or} [the Pool Time website] {or} [www.pooltime.com] for complete pool closing instructions.] ]

**Reentry into treated swimming pools is prohibited above levels of 4 ppm chlorine due to risk of bodily injury.**



{Simplified use directions to be used for swimming pool sanitization product, O<sub>2</sub> on C}

**DIRECTIONS FOR USE:** It is a violation of Federal Law to use this product in a manner inconsistent with its labeling. **READ ENTIRE LABEL AND USE STRICTLY IN ACCORDANCE WITH PRECAUTIONARY STATEMENTS AND DIRECTIONS FOR USE.**

Test & balance water prior to use. Adjust pH to 7.2-7.6. Visit [website] for personalized product and dosage recommendations.

**Use:** Protects against algae and bacteria for water that stays clean, clear & free of visible algae.

| <b>Application Methods</b>  |  |
|---|--|
| Always apply in dry form using a designated clean, dry plastic scoop.   |  |
| <b>Skimmer</b><br>(recommended)   | Remove basket, add product through skimmer, operate filter and pump and do not back wash for at least 2-4 [hrs][hours].                                    |
| <b>Directly to water</b><br>(white plaster only)  | Add product to deepest area of pool. Brush visible product until dissolved to avoid surface damage. Operate filter and pump for at least 2-4 [hrs][hours]. |
| <b>Do Not</b> pre-dissolve this product before adding to skimmer or mix with any other products or chemicals. |  |

| <b>Dosage per 10,000 gallons</b>         | <b>When/How to Use (apply per above application methods)</b>  |
|--|---|
| 1 lb                                     | <b>To Reach 1-4 ppm at Start-Up</b><br>Test and repeat application as needed to reach 1-4 ppm of chlorine.  |
| 2-4 oz - - - - -                         | <b>To Sanitize Daily or as needed</b>   |
| 1 lb                                     | <b>To Shock Weekly</b>  |
| 1 lb - Light algae<br>2 lb - Heavy algae | <b>To Kill Algae</b><br>1. Brush algae from pool surfaces.<br>2. Apply product per above application methods.<br>3. Repeat after 72 [hrs][hours] if needed. |

**For best results:** Add more product during heavy rain, frequent backwashing, or partial drain/refill and shock weekly.

**[To Close Pool:** Add 2 lb per 10,000 gallons per above application methods. Next add algacide per closing directions. [Visit (website) for pool closing instructions.]]

**Re-entry into treated swimming pools is prohibited above levels of 4ppm chlorine due to risk of body injury.**

{Directions to be used for superchlorination/shock product, Option A}

**Why to use this product:**

This patented, multifunctional product, when applied in dry form directly to the pool or skimmer per the label directions, kills bacteria and unsightly algae, clears up cloudy water and inhibits future algae growth. This product's patented blend of sunlight protected chlorine, special clarifier, filter enhancer, and algae inhibitor, provides the perfect solution for clear inviting pool water. Shock treatment is needed when bather loads are high, water appears hazy or dull, unpleasant odors or eye irritation occurs, or after heavy rain. [Specifically you can use this product:]

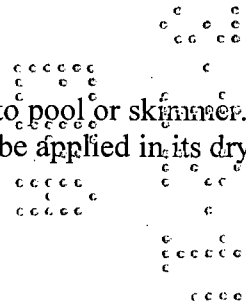
- [To superchlorinate
- To shock]
- [To kill algae ]

**DIRECTIONS FOR USE:** It is a violation of Federal Law to use this product in a manner inconsistent with its labeling. **READ ENTIRE LABEL AND USE STRICTLY IN ACCORDANCE WITH PRECAUTIONARY STATEMENTS AND DIRECTIONS FOR USE.**

**WATER BALANCE:** Optimum product performance and swimmer comfort will be achieved if you test, adjust and maintain to the following: pH between 7.2 - 7.6, alkalinity between 80 - 125 ppm for plaster pools and 125 - 150 ppm for vinyl, fiberglass and painted pools. Calcium hardness between 200 - 250 ppm for plaster pools, and 175 - 225 ppm for vinyl, fiberglass and painted pools.

{For application as a Shock when sold in a child resistant bag}

**[APPLICATION METHOD:** DO NOT pre-dissolve this product before adding to pool or skimmer. DO NOT mix this product with any other products or chemicals. This product should be applied in its dry form through the skimmer or directly to pool as follows:]



{For application as a Shock when sold in a bottle/bucket}

**[APPLICATION METHOD:** DO NOT pre-dissolve this product before adding to pool or skimmer. DO NOT mix this product with any other products or chemicals. Always apply this product in its dry form using a clean dry plastic cup or scoop. Do not use this cup for any other purpose. This product should be applied through the skimmer or directly to pool as follows:]

**Directly to Skimmer:** Add product in dry form directly through the skimmer with the basket removed and the pump running. Replace the skimmer basket and keep the pump running for at least 2 to 4 hours.

**Directly to Pool:** Add product in dry form directly to the pool water, with the pump running for at least 2 to 4 hours. If your pool has a bleachable surface, such as vinyl, colored plaster, painted or fiberglass, use skimmer application, or add directly to pool, brushing visible product until completely dissolved to avoid bleaching.


**[INITIAL STARTUP:** Use this method if you are opening your pool in the spring, the pool has not been maintained for several weeks, or if the pool is freshly filled. Brush all pool surfaces with pump operating. Following the above *Application Method*, add 1 lb. (2, 8oz cups) of this product in dry form per 10,000 gallons of pool water. After two hours, test chlorine level (residual). Repeat dosage until you obtain a chlorine level of 1 - 4 ppm.]

**[SHOCK TREATMENT:** For best results, apply product weekly as part of your maintenance routine, or when bather loads are high, water appears hazy or dull, unpleasant odors or eye irritation occurs, or after heavy rain. Following the above *Application Method*, add 1 lb. (2, 8oz cups) of this product in dry form per 10,000 gallons of pool water.]

**[ALGAE TREATMENT:** With pump operating, brush algae from pool surfaces. Following the above *Application Method*, add 1 lb. (2, 8oz cups) of this product in dry form per 10,000 gallons of pool water for light algae growth. Add 2 lb. (4, 8oz cups) of this product in dry form per 10,000 gallons of pool water for moderate to heavy algae growth. If necessary, repeat the treatment.]

**[WINTERIZATION:** If algae is present, treat using ALGAE TREATMENT directions, then proceed as follows: To an algae free pool, add 2 lb. (4, 8oz cups) of this product in dry form per 10,000 gallons of pool water following the above *Application Method*. Cover the pool with a pool cover and prepare heater, pump, and filter components for winter using manufacturer's recommendations.]

**Reentry into treated swimming pools is prohibited above levels of 4 ppm chlorine due to risk of bodily injury.**



{Simplified use directions to be used for superchlorination/shock product, Optic 3}

[How?]

**DIRECTIONS FOR USE:** It is a violation of Federal Law to use this product in a manner inconsistent with its labeling. **READ ENTIRE LABEL AND USE STRICTLY IN ACCORDANCE WITH PRECAUTIONARY STATEMENTS AND DIRECTIONS FOR USE.**

- Test and balance water before using this product. Visit [the Aqua Chem Web Site] {or} [www.aquachem.com] {or} [the Pool Time website] {or} [www.pooltime.com] for complete pool balancing instructions.
- If you have a vinyl liner and your water is cloudy, follow the "Add Directly to Skimmer" application method to avoid bleaching.

**Application Methods:**

**Add Directly to Skimmer:** Remove basket. Add product through the skimmer. Operate the filter and pump at least 2 to 4 hours.

**Add Directly to Pool:** Add product to the deepest area of the pool, operate the filter and pump at least 2 to 4 hours. Brush visible product until completely dissolved to avoid bleaching.

**To Shock Water Clear:**

- Add [16 oz.] {or} [1 lb.] per 10,000 gallons while filter and pump are operating using the application methods above.
- Add more product after heavy use, high temperatures, or rain. To keep water clear, shock pool weekly.
- Do not pre-dissolve this product before adding to pool or skimmer. Do not mix this product with any other products or chemicals.

**Reentry into treated swimming pools is prohibited above levels of 4 ppm chlorine due to risk of bodily injury.**

{Storage and Disposal directions when product is sold in bottles/buckets.}

[STORAGE AND DISPOSAL: Keep this product dry in original tightly closed container when not in use. Store in a cool, dry, well ventilated area away from heat or open flame. In case of decomposition, isolate container if possible and flood area with large amounts of water to dissolve all material before discarding this container. Keep area ventilated until all fumes are gone. Do not contaminate food or feed by storage or disposal. CONTAINER DISPOSAL: Non-refillable container. Do not reuse or refill this container. Offer for recycling, if available. Triple rinse container (or equivalent) promptly after emptying.]

{Storage and Disposal directions when product is sold in bags.}

[STORAGE AND DISPOSAL: Keep this product dry in its original unopened bag until use. For partially used bags, fold over top of bag and secure with adhesive tape. Store unopened and partially used bags in a secure location away from children. Store in a cool, dry, well ventilated area away from heat or open flame. In case of decomposition, isolate container if possible and flood area with large amounts of water to dissolve all material before discarding this container. Keep area ventilated until all fumes are gone. Do not contaminate food or feed by storage or disposal. CONTAINER DISPOSAL: Non-refillable container. Do not reuse or refill this container. Offer for recycling, if available. Triple rinse container (or equivalent) promptly after emptying.]

**PRECAUTIONARY STATEMENTS:**

**HAZARDS TO HUMANS AND DOMESTIC ANIMALS:** DANGER: Corrosive. Causes irreversible eye damage. Causes skin burns. Harmful if swallowed or absorbed through skin. Do not get in eyes, on skin, or on clothing. Wear protective eyewear (safety glasses), protective clothing and rubber gloves. Wash thoroughly with soap and water after handling. Remove contaminated clothing and wash clothing before reuse.

{When First Aid is not located on front panel of label, it will be separated by line rules from adjacent text and be in a different color.}

**FIRST AID:** **IF INHALED:** Move person to fresh air. If person is not breathing, call 911 or an ambulance, then give artificial respiration, preferably mouth-to-mouth, if possible. Call poison control center or doctor for treatment advice. **IF ON SKIN OR CLOTHING:** Take off contaminated clothing. Rinse skin immediately with plenty of water for 15-20 minutes. Call a poison control center or doctor for treatment advice. **IF IN EYES:** Hold eye open and rinse slowly and gently with water for 15-20 minutes. Remove contact lenses, if present, after the first 5 minutes, then continue rinsing eye. Call a poison control center or doctor for treatment advice. **IF SWALLOWED:** Call poison control center or doctor immediately for treatment advice. Have person sip a glass of water if able to swallow. Do not induce vomiting unless told to do so by the poison control center or doctor. Do not give anything by mouth to an unconscious person. **IN CASE OF MEDICAL EMERGENCY, CALL [1-877-800-5553] [1-866-366-5048].**

**Note to Physician:** Probable mucosal damage may contraindicate the use of gastric lavage.

**PHYSICAL OR CHEMICAL HAZARDS CONTAINS AN OXIDIZING AGENT:** DO NOT mix with other products or chemicals. Never add water to product. Always add product in dry form directly to pool or pool skimmer. Use clean dry utensils. Do not add this product to any dispensing device containing remnants of any other product. Such use may cause a violent reaction leading to fire or explosion. Contamination with organic matter or other chemicals will start a chemical reaction and generate heat, hazardous gas, possible fire, and explosion. In case of contamination or decomposition, do not reseal container. If possible, isolate container in open air or well-ventilated area. Flood area with large volumes of water.

{Environmental hazards statement for end-use products in containers of less than 5 gallons (liquid) or less than 50 pounds (solid, dry weight).}

[ENVIRONMENTAL HAZARDS: This pesticide is toxic to fish and aquatic organisms.]

{Environmental hazards statement for end-use products in containers of equal to or greater than 5 gallons (liquid) or equal to or greater than 50 pounds (solid, dry weight).}

[ENVIRONMENTAL HAZARDS: This pesticide is toxic to fish and aquatic organisms. Do not discharge effluent containing this product into lakes, streams, ponds, estuaries, oceans or other waters unless in accordance with the requirements of a National Pollutant Discharge Elimination System (NPDES) permit and the permitting authority has been notified in writing prior to discharge. Do not discharge effluent containing this product to sewer systems without previously notifying the local sewage treatment plant authority. For guidance contact your State Water Board or Regional Office of the EPA.]


NOTE: Buyer assumes all responsibilities for safety and use not in accordance with directions.

{The following is optional text to be used at Recreational Water Product's discretion with swimming pool use directions. This information is non-essential and will be provided only as a courtesy. Will not appear on all swimming pool products.}

**HOW TO CALCULATE POOL CAPACITY**

**Shape of Pool Gallons of water**

- Rectangular Average depth x average length x average width x 7.5
- Circular Diameter x diameter x average depth x 5.9
- Oval Full width x full length x average depth x 6.7
- Irregular Consult pool builder

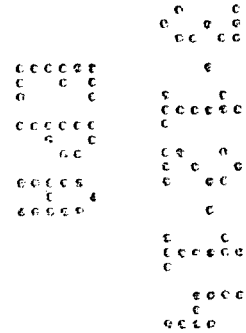
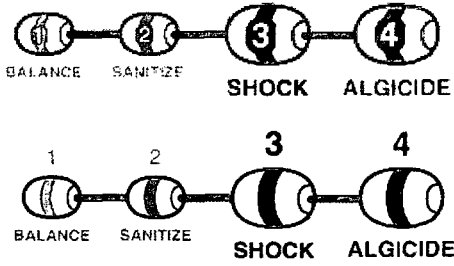


[NOTE: Any questions or comments about Aqua Chem Products?]  
 [In the continental U.S. call 1-800-252-POOL (7665). Ask for your free pool care booklet.]  
 [Questions or comments call 1-800-252-POOL (7665).]  
 [[Questions?] [Pool Care Tips?] [1-800-SOS-POOL]]

[Visit Aqua Chem's Internet Web Site at <http://www.aquachem.com>]  
 [Visit PoolTime's Internet Web Site at <http://www.pooltime.com>]  
 [Visit Brand Name's Internet Web Site at <http://www.brandname.com>]



[Optional Graphics]



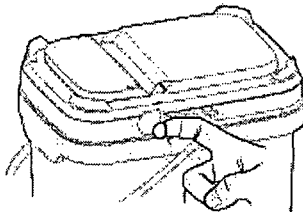
**WARNING**  
**AVISO**

Children can fall into bucket and drown.  
Keep children away from bucket with even a small amount of liquid.

Los niños pueden caer dentro de el balde y ahogarse.  
Mantenga a los niños alejados de los baldes aunque solo contengan un poco de líquido.

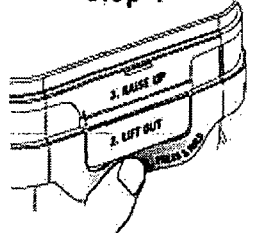


**Tamper Evident Tear Strip**  
 Tear away by using "ring pull" on either side of lid.

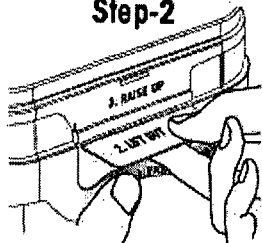


**To open the lid (after the tear strip is removed)**

**Step-1**



**Step-2**



**Step-3**

