

UNITED STATES ENVIRONMENTAL PROTECTION AGENCY
WASHINGTON, DC 20460



United States
Environmental Protection
Agency

Office of Pesticide Programs

July 21, 2008

Mark Jernigan
Recreational Water Products, Inc.
P.O. Box 1449
Burford, GA 30515

FILE COPY

Subject: **Chlorinating Granules Plus**
EPA Registration Number: 67262-29
Application Dated: June 20, 2000
Receipt Date: June 25, 2008

Dear Mr. Jernigan:

This acknowledges receipt of your notification, Submitted under the provision of PR Notice 98-10, FIFRA Section 3(c) 9.

Proposed Notification

- To add #1 balance and #4 Algaecide to the 4 step system

General Comment

Based on a review of the material submitted, the following comment applies:

This notification is accepted and a copy has been inserted in your file for future reference.

Should you have any questions concerning this letter, please contact Wanda Henson at (703) 308-6345.

Sincerely,

Wanda Henson
Product Reviewer (32)
Regulatory Management Branch II
Antimicrobials Division (7510P)



United States
Environmental Protection Agency
Washington, DC 20460

<input type="checkbox"/>	Registration
<input type="checkbox"/>	Amendment
<input checked="" type="checkbox"/>	Other

OPP Identifier Number

Application for Pesticide - Section I

1. Company/Product Number Recreational Water Products, Inc. / 67262-29	2. EPA Product Manager E. Mitchell	3. Proposed Classification <input type="checkbox"/> None <input type="checkbox"/> Restricted
4. Company/Product (Name) Chlorinating Granules Plus	PM# 32	
5. Name and Address of Applicant (Include ZIP Code) Recreational Water Products, Inc. P.O. Box 1449 Buford, GA 30515 <input type="checkbox"/> Check if this is a new address	6. Expedited Review. In accordance with FIFRA Section 3(c)(3) (b)(i), my product is similar or identical in composition and labeling to: EPA Reg. No. _____ Product Name _____	

Section - II

<input type="checkbox"/> Amendment - Explain below.	<input type="checkbox"/> Final printed labels in response to Agency letter dated _____
<input type="checkbox"/> Resubmission in response to Agency letter dated _____	<input type="checkbox"/> "Me Too" Application.
<input checked="" type="checkbox"/> Notification - Explain below.	<input type="checkbox"/> Other - Explain below.

Explanation: Use additional page(s) if necessary. (For section I and Section II.)

Fee Determination: Fee Category - Not Applicable (Notification) mark.jernigan@chemtura.com

Notification to add additional use claims. See attached page for certification.

Section - III

1. Material This Product Will Be Packaged In:				2. Type of Container	
Child-Resistant Packaging <input type="checkbox"/> Yes <input type="checkbox"/> No	Unit Packaging <input type="checkbox"/> Yes <input type="checkbox"/> No	Water Soluble Packaging <input type="checkbox"/> Yes <input type="checkbox"/> No		<input type="checkbox"/> Metal	<input type="checkbox"/> Plastic
				<input type="checkbox"/> Glass	<input type="checkbox"/> Paper
* Certification must be submitted				<input type="checkbox"/> Other (Specify) _____	
3. Location of Net Contents Information <input type="checkbox"/> Label <input type="checkbox"/> Container		4. Size(s) Retail Container		5. Location of Label Directions <input type="checkbox"/>	
6. Manner in Which Label is Affixed to Product <input type="checkbox"/> Lithograph <input type="checkbox"/> Paper glued <input type="checkbox"/> Stenciled			<input type="checkbox"/> Other _____		

Section - IV

1. Contact Point (Complete items directly below for identification of individual to be contacted, if necessary, to process this application:)		
Name Mark Jernigan	Title Federal Registration Manager	Telephone No. (Include Area Code) 678-502-4149
Certification I certify that the statements I have made on this form and all attachments thereto are true, accurate and complete. I acknowledge that any knowingly false or misleading statement may be punishable by fine or imprisonment or both under applicable law.		6. Date Application Received (Stamped)
2. Signature 	3. Title Federal Registration Manager	
4. Typed Name Mark Jernigan	5. Date <i>June 20, 2008</i>	

EPA Registration Number: 67262-29

Product: Chlorinating Granules Plus

Application for Pesticide dated: June 20, 2008

Section - II
Explanation (Continued)

Notification of additional marketing statement per PR Notice 98-10, Section II (Labeling Notifications), Part N (Other Revisions).

This notification is consistent with the provisions of PR Notice 98-10 and EPA regulations at 40 CFR 152.46, and no other changes have been made to the labeling or the confidential statement of formula of this product. I understand that it is a violation of 18 U.S.C. Sec. 1001 to willfully make any false statement to EPA. I further understand that if this notification is not consistent with the terms of PR Notice 98-10 and 40 CFR 152.46, this product may be in violation of FIFRA and I may be subject to enforcement action and penalties under sections 12 and 14 of FIFRA.

Mark Jernigan
June 20, 2008

5 8 17

{All text in brackets [xxx] is optional and may or may not be included on a final label.}
{All text in braces {xxx} is administrative and will not appear on a final label.}

CHLORINATING GRANULES PLUS

ACTIVE INGREDIENTS:

Trichloro-s-triazinetrione*	71.8%
Boron sodium oxide (B ₄ Na ₂ O ₇) pentahydrate	8.0%
OTHER INGREDIENTS: (clarifier/filtration enhancer/sunlight protector)	20.2%
TOTAL	100.0%

*Available Chlorine....65%

KEEP OUT OF REACH OF CHILDREN

DANGER

See [back] [side] panel for First Aid and additional precautionary statements.

MANUFACTURED FOR:


RECREATIONAL WATER PRODUCTS, INC.
P.O. BOX 1449
BUFORD, GEORGIA 30515

EPA REG. NO. 67262-29
EPA EST. NO. 5185-GA-1

Net Contents: {as indicated on container}

[U.S. Patent # 5,674,429]

[Additional Patent Pending]



{The following statement will appear on the lid of bottles/buckets or front panel of bags.}

Play it Safe. DO NOT mix with [Calcium Hypochlorite or] any other product. See label for additional important product information.

[What?] *{For use on front panel of label as a header above/beside product name.}*

[Why?] *{For use on front panel of label as a header above/beside marketing statements chosen from accepted label text that relates to the consumer features and benefits of product.}*

{General statements available to all labels}

- [Do not mix this product with any other product]
- [Do Not Mix with Calcium Hypochlorite or Any Other Product]
- [Apply in dry form - Do Not Pre-dissolve]
- [Patented Chlorine Technology]
- [Kills Bacteria and Algae]
- [Kills bacteria]
- [Kills algae]
- [Contains a Filter Enhancer]
- [Convenient skimmer application]
- [Easy skimmer application]
- [Add directly to Skimmer]
- [Add Directly to Skimmer or Directly to Pool]
- [Add dry product through skimmer or directly to pool]
- [Add through skimmer or directly to pool]
- [Destroys Swimmer Contaminants]
- [Destroys Organic Wastes]
- [For use as a Shock]
- [Suitable for opening pools]
- [Can be used in salt pools]
- [Compatible with salt pools]
- [Suitable for closing pools]
- [Suitable for pool closing]
- [Suitable for pool winterization]
- [Keeps water clean]
- [Shocks water clear]
- [For use with all pool surfaces]
- [For all pool surfaces][including vinyl, plaster and fiberglass]]
- [For all pools, including vinyl, plaster and fiberglass]
- [Clarifies water]
- [Clears cloudy water]
- [Reduces chlorine odor and eye irritation]
- [Improves filter performance]
- [Enhances filtration]
- [Gathers debris for easy removal]
- [Gathers debris for easy filtration]
- [pH balanced]

[When?] {For use on front panel of label as a header above/beside text chosen from accepted label text that relates to the consumer anticipated frequency of product use.}

[Daily*]

[*Approximate application rate to chlorinate. Please refer to directions for shock and algaecide application.]

{The "Pool Essentials System" boxes below may be placed on the label to allow easy product category identification by consumers. Only one box will be used}

{When sold with sanitizer/shock directions}

Pool Essentials System	<input type="radio"/>	<input checked="" type="radio"/>	<input checked="" type="radio"/>	<input type="radio"/>
	balance	chlorinate	shock	algaecide

{When sold with shock directions only}

Pool Essentials System	<input type="radio"/>	<input type="radio"/>	<input checked="" type="radio"/>	<input type="radio"/>
	balance	chlorinate	shock	algaecide

{When sold with sanitizer/shock/ algaecide directions}

Pool Essentials System	<input type="radio"/>	<input checked="" type="radio"/>	<input checked="" type="radio"/>	<input checked="" type="radio"/>
	balance	chlorinate	shock	algaecide

{The "4-step System" boxes below may be placed on the label to allow easy product category identification by consumers. Only one box will be used}

{When sold with sanitizer/shock directions}

4-step System	<input type="radio"/>	<input checked="" type="radio"/>	<input checked="" type="radio"/>	<input type="radio"/>
	1 balance	2 chlorinate	3 shock	4 algaecide

{When sold with shock directions only}

4-step System	<input type="radio"/>	<input type="radio"/>	<input checked="" type="radio"/>	<input type="radio"/>
	1 balance	2 chlorinate	3 shock	4 algaecide



 New

{When sold with sanitizer/shock/algicide directions}

4-step System	① balance	✓ chlorinate	✓ shock	✓ algicide
---------------	--------------	-----------------	------------	---------------

} New

{Optional marketing statements for use only with swimming pool sanitization directions}

- [Swimming Pool Sanitizer]
- [Granular Sanitizer and Shock]
- [Sanitizer and Shock]
- [For use as a Shock]
- [[4 in 1 Sanitizer and Shock]][With built in clarifier, filtration enhancer, algae preventative and sun light protector]]
- [[Multifunctional Sanitizer and Shock]][With built in clarifier, filtration enhancer, algae preventative and sun light protector]]
- [Sanitizes, Clarifies, Kills Algae and Enhances Filtration]
- [Granular Chlorinated Sanitizer & Shock]

{Optional marketing statements for use only with superchlorination/shock directions}


- [Shock product]
- [Shock Treatment]
- [Shock]
- [[4 in 1 Shock]][With built in clarifier, filter enhancer, algae preventative and sun light protector]]
- [[Multifunctional Shock]][With built in clarifier, filter enhancer, algae preventative and sun light protector]]

[Made in the USA]

[Made in USA] ← New

{Following chart is optional}

Our Ingredients:	What They Do:
Trichloro-s-triazinetrione	Kills Bacteria, Kills Algae, Destroys Organic Wastes
Boron sodium oxide (B ₄ Na ₂ O ₇)pentahydrate	Prevents Algae
Clarifier/Filtration enhancer	Makes water Crystal Clear
Sunlight Protector	Protects chlorine from sunlight dissipation



{Directions to be used for swimming pool sanitization product, Option A}

Why to use this product:

This patented, multifunctional sanitizer and shock product, when applied in dry form directly to the pool or skimmer per the label directions, kills bacteria and unsightly algae, clears up cloudy water and inhibits future algae growth. This product's patented blend of sunlight protected chlorine, special clarifier, filter enhancer, and algae inhibitor, provides the perfect solution for clear inviting pool water. [Specifically you can use this product:]

- [For routine daily chlorination (sanitation)]
- [To superchlorinate]
- [To shock]
- [To kill algae]

DIRECTIONS FOR USE: It is a violation of Federal Law to use this product in a manner inconsistent with its labeling. **READ ENTIRE LABEL AND USE STRICTLY IN ACCORDANCE WITH PRECAUTIONARY STATEMENTS AND DIRECTIONS FOR USE.**

WATER BALANCE: Optimum product performance and swimmer comfort will be achieved if you test, adjust and maintain to the following: pH between 7.2 - 7.6, alkalinity between 80 - 125 ppm for plaster pools and 125 - 150 ppm for vinyl, fiberglass and painted pools. Calcium hardness between 200 - 250 ppm for plaster pools, and 175 - 225 ppm for vinyl, fiberglass and painted pools.

APPLICATION METHOD: DO NOT pre-dissolve this product before adding to pool or skimmer. DO NOT mix this product with any other products or chemicals. Always apply this product in its dry form using a clean dry plastic cup or scoop. Do not use this cup for any other purpose. This product should be applied through the skimmer or directly to pool as follows:

Directly to Skimmer: Add product in dry form directly through the skimmer with the basket removed and the pump running. Replace the skimmer basket and keep the pump running for at least 2 to 4 hours.

Directly to Pool: Add product in dry form directly to the pool water, with the pump running for at least 2 to 4 hours. If your pool has a bleachable surface, such as vinyl, colored plaster, painted or fiberglass, use skimmer application, or add directly to pool, brushing visible product until completely dissolved to avoid bleaching.

[INITIAL STARTUP: Use this method if you are opening your pool in the spring, the pool has not been maintained for several weeks, or if the pool is freshly filled. Brush all pool surfaces with pump operating. Following the above *Application Method*, add 1 lb. (2, 8oz cups) of this product in dry form per 10,000 gallons of pool water. After two hours, test chlorine level (residual). Repeat dosage until you obtain a chlorine level of 1 - 4 ppm.]

[ROUTINE CHLORINATION: Following the above *Application Method*, add 2 to 4 oz (1/4 to 1/2, 8oz cup) of this product in dry form per 10,000 gallons of pool water every day, every other day or as often as needed to maintain a chlorine level between 1 - 3 ppm. The amount of product required and frequency of addition will vary with the number of swimmers, water temperature and amount of rain. Operate the pump a minimum of 10 hours per day for best results.]

[SHOCK TREATMENT: For b... results, apply product weekly as part of our maintenance routine, or when bather loads are high, water appears hazy or dull, unpleasant odors or eye irritation occurs, or after heavy rain. Following the above *Application Method*, add 1lb. (2, 8oz cups) of this product in dry form per 10,000 gallons of pool water.]

[ALGAE TREATMENT: With pump operating, brush algae from pool surfaces. Following the above *Application Method*, add 1lb. (2, 8oz cups) of this product in dry form per 10,000 gallons of pool water for light algae growth. Add 2 lb. (4, 8oz cups) of this product in dry form per 10,000 gallons of pool water for moderate to heavy algae growth. If necessary, repeat the treatment.]

[WINTERIZATION: If algae is present, treat using ALGAE TREATMENT directions, then proceed as follows: To an algae free pool, add 2 lb. (4, 8oz cups) of this product in dry form per 10,000 gallons of pool water following the above *Application Method*. Cover the pool with a pool cover and prepare heater, pump, and filter components for winter using manufacturers recommendations.]

Reentry into treated swimming pools is prohibited above levels of 4 ppm chlorine due to risk of bodily injury.

[How?]

DIRECTIONS FOR USE: It is a violation of Federal Law to use this product in a manner inconsistent with its labeling. **READ ENTIRE LABEL AND USE STRICTLY IN ACCORDANCE WITH PRECAUTIONARY STATEMENTS AND DIRECTIONS FOR USE.**

- Test and balance water before using this product. Visit [the Aqua Chem Web Site] {or} [www.aquachem.com] {or} [the Pool Time website] {or} [www.pooltime.com] for complete pool balancing instructions.
- If you have a vinyl liner and your water is cloudy, follow the “Add Directly to Skimmer” application method to avoid bleaching.

Application Methods:

Add Directly to Skimmer: Remove basket. Add product through the skimmer. Operate the filter and pump at least 2 to 4 hours.

Add Directly to Pool: Add product to the deepest area of the pool. Operate the filter and pump at least 2 to 4 hours. Brush visible product until completely dissolved to avoid bleaching.

[To Keep Water Clean:

Start-up:

- Add [16 oz.] {or} [1 lb.] per 10,000 gallons using the application methods above. Repeat as needed to establish 1-4 ppm free chlorine.

Routine:

- Add 2 to 4 oz. per 10,000 gallons daily or as often as needed, using the application methods above, to maintain a chlorine level between 1 - 4 ppm.
- Apply more product after heavy use, high temperatures, or rain. To keep water clear, shock pool weekly.
- Do not pre-dissolve this product before adding to pool or skimmer. Do not mix this product with any other products or chemicals.
- [Always apply this product in its dry form using a clean dry plastic cup or scoop. Do not use this cup for any other purpose.]]

[To Shock Water Clear:

- Add [16 oz.] {or} [1 lb.] per 10,000 gallons while filter and pump are operating using the application methods above.
- Add more product after heavy use, high temperatures, or rain. To keep water clear, shock pool weekly.
- Do not pre-dissolve this product before adding to pool or skimmer. Do not mix this product with any other products or chemicals.]

[To Kill Algae:


- Brush visible algae from pool surfaces.
- For light algae, add [16 oz.] {or} [1 lb.] per 10,000 gallons using the application methods above.
- For heavy algae, add [32 oz.] {or} [2 lb.] per 10,000 gallons using the application methods above.
- Product can be re-applied after 72 hours if necessary.]

12 8 17

[To Close Pools:

- Kill any visible algae using "To Kill Algae" directions.
- Add [32 oz.] {or} [2 lb.] per 10,000 gallons into the deepest pool area using the application methods above.
- [Add an appropriate winter [algaecide] {or} [algicide] after addition of this product.]
- [Visit [the Aqua Chem Web Site] {or} [www.aquachem.com] {or} [the Pool Time website] {or} [www.pooltime.com] for complete pool closing instructions.]]

Reentry into treated swimming pools is prohibited above levels of 4 ppm chlorine due to risk of bodily injury.



{Directions to be used for superchlorination/shock product, Option A}

Why to use this product:

This patented, multifunctional product, when applied in dry form directly to the pool or skimmer per the label directions, kills bacteria and unsightly algae, clears up cloudy water and inhibits future algae growth. This product's patented blend of sunlight protected chlorine, special clarifier, filter enhancer, and algae inhibitor, provides the perfect solution for clear inviting pool water. Shock treatment is needed when bather loads are high, water appears hazy or dull, unpleasant odors or eye irritation occurs, or after heavy rain. [Specifically you can use this product:]

- [To superchlorinate
- To shock]
- [To kill algae]

DIRECTIONS FOR USE: It is a violation of Federal Law to use this product in a manner inconsistent with its labeling. **READ ENTIRE LABEL AND USE STRICTLY IN ACCORDANCE WITH PRECAUTIONARY STATEMENTS AND DIRECTIONS FOR USE.**

WATER BALANCE: Optimum product performance and swimmer comfort will be achieved if you test, adjust and maintain to the following: pH between 7.2 - 7.6, alkalinity between 80 - 125 ppm for plaster pools and 125 - 150 ppm for vinyl, fiberglass and painted pools. Calcium hardness between 200 - 250 ppm for plaster pools, and 175 - 225 ppm for vinyl, fiberglass and painted pools.

{For application as a Shock when sold in a child resistant bag}

[APPLICATION METHOD: DO NOT pre-dissolve this product before adding to pool or skimmer. DO NOT mix this product with any other products or chemicals. This product should be applied in its dry form through the skimmer or directly to pool as follows:]

{For application as a Shock when sold in a bottle/bucket}

[APPLICATION METHOD: DO NOT pre-dissolve this product before adding to pool or skimmer. DO NOT mix this product with any other products or chemicals. Always apply this product in its dry form using a clean dry plastic cup or scoop. Do not use this cup for any other purpose. This product should be applied through the skimmer or directly to pool as follows:]

Directly to Skimmer: Add product in dry form directly through the skimmer with the basket removed and the pump running. Replace the skimmer basket and keep the pump running for at least 2 to 4 hours.

Directly to Pool: Add product in dry form directly to the pool water, with the pump running for at least 2 to 4 hours. If your pool has a bleachable surface, such as vinyl, colored plaster, painted or fiberglass, use skimmer application, or add directly to pool, brushing visible product until completely dissolved to avoid bleaching.


[INITIAL STARTUP: Use this method if you are opening your pool in the spring, the pool has not been maintained for several weeks, or if the pool is freshly filled. Brush all pool surfaces with pump operating. Following the above *Application Method*, add 1 lb. (2, 8oz cups) of this product in dry form per 10,000 gallons of pool water. After two hours, test chlorine level (residual). Repeat dosage until you obtain a chlorine level of 1 - 4 ppm.]

[**SHOCK TREATMENT:** For b... results, apply product weekly as part of our maintenance routine, or when bather loads are high, water appears hazy or dull, unpleasant odors or eye irritation occurs, or after heavy rain. Following the above *Application Method*, add 1lb. (2, 8oz cups) of this product in dry form per 10,000 gallons of pool water.]

[**ALGAE TREATMENT:** With pump operating, brush algae from pool surfaces. Following the above *Application Method*, add 1lb. (2, 8oz cups) of this product in dry form per 10,000 gallons of pool water for light algae growth. Add 2 lb. (4, 8oz cups) of this product in dry form per 10,000 gallons of pool water for moderate to heavy algae growth. If necessary, repeat the treatment.]

[**WINTERIZATION:** If algae is present, treat using ALGAE TREATMENT directions, then proceed as follows: To an algae free pool, add 2 lb. (4, 8oz cups) of this product in dry form per 10,000 gallons of pool water following the above *Application Method*. Cover the pool with a pool cover and prepare heater, pump, and filter components for winter using manufacturers recommendations.]

Reentry into treated swimming pools is prohibited above levels of 4 ppm chlorine due to risk of bodily injury.



{Simplified use directions to be used for superchlorination/shock product, (Section B)}

[How?]

DIRECTIONS FOR USE: It is a violation of Federal Law to use this product in a manner inconsistent with its labeling. **READ ENTIRE LABEL AND USE STRICTLY IN ACCORDANCE WITH PRECAUTIONARY STATEMENTS AND DIRECTIONS FOR USE.**

- Test and balance water before using this product. Visit [the Aqua Chem Web Site] {or} [www.aquachem.com] {or} [the Pool Time website] {or} [www.pooltime.com] for complete pool balancing instructions.
- If you have a vinyl liner and your water is cloudy, follow the “Add Directly to Skimmer” application method to avoid bleaching.

Application Methods:


Add Directly to Skimmer: Remove basket. Add product through the skimmer. Operate the filter and pump at least 2 to 4 hours.

Add Directly to Pool: Add product to the deepest area of the pool, operate the filter and pump at least 2 to 4 hours. Brush visible product until completely dissolved to avoid bleaching.

To Shock Water Clear:

- Add [16 oz.] {or} [1 lb.] per 10,000 gallons while filter and pump are operating using the application methods above.
- Add more product after heavy use, high temperatures, or rain. To keep water clear, shock pool weekly.
- Do not pre-dissolve this product before adding to pool or skimmer. Do not mix this product with any other products or chemicals.

Reentry into treated swimming pools is prohibited above levels of 4 ppm chlorine due to risk of bodily injury.



{Storage and Disposal directions when product is sold in bottles/buckets.}

[STORAGE AND DISPOSAL: Keep this product dry in original tightly closed container when not in use. Store in a cool, dry, well ventilated area away from heat or open flame. In case of decomposition, isolate container if possible and flood area with large amounts of water to dissolve all material before discarding this container. Keep area ventilated until all fumes are gone. Do not contaminate food or feed by storage or disposal. **CONTAINER DISPOSAL:** Non-refillable container. Do not reuse or refill this container. Offer for recycling, if available. Triple rinse container (or equivalent) promptly after emptying.]

{Storage and Disposal directions when product is sold in bags.}

[STORAGE AND DISPOSAL: Keep this product dry in its original unopened bag until use. For partially used bags, fold over top of bag and secure with adhesive tape. Store unopened and partially used bags in a secure location away from children. Store in a cool, dry, well ventilated area away from heat or open flame. In case of decomposition, isolate container if possible and flood area with large amounts of water to dissolve all material before discarding this container. Keep area ventilated until all fumes are gone. Do not contaminate food or feed by storage or disposal. **CONTAINER DISPOSAL:** Non-refillable container. Do not reuse or refill this container. Offer for recycling, if available. Triple rinse container (or equivalent) promptly after emptying.]

PRECAUTIONARY STATEMENTS:

HAZARDS TO HUMANS AND DOMESTIC ANIMALS: DANGER: Corrosive. Causes irreversible eye damage. Causes skin burns. Harmful if swallowed or absorbed through skin. Do not get in eyes, on skin, or on clothing. Wear protective eyewear (safety glasses), protective clothing and rubber gloves. Wash thoroughly with soap and water after handling. Remove contaminated clothing and wash clothing before reuse.

FIRST AID: IF INHALED: Move person to fresh air. If person is not breathing, call 911 or an ambulance, then give artificial respiration, preferably mouth-to-mouth, if possible. Call poison control center or doctor for treatment advice. **IF ON SKIN OR CLOTHING:** Take off contaminated clothing. Rinse skin immediately with plenty of water for 15-20 minutes. Call a poison control center or doctor for treatment advice. **IF IN EYES:** Hold eye open and rinse slowly and gently with water for 15-20 minutes. Remove contact lenses, if present, after the first 5 minutes, then continue rinsing eye. Call a poison control center or doctor for treatment advice. **IF SWALLOWED:** Call poison control center or doctor immediately for treatment advice. Have person sip a glass of water if able to swallow. Do not induce vomiting unless told to do so by the poison control center or doctor. Do not give anything by mouth to an unconscious person. **IN CASE OF MEDICAL EMERGENCY, CALL 1-877-800-5553.**

Note to Physician: Probable mucosal damage may contraindicate the use of gastric lavage.

PHYSICAL OR CHEMICAL HAZARDS CONTAINS AN OXIDIZING AGENT: DO NOT mix with other products or chemicals. Never add water to product. Always add product in dry form directly to pool or pool skimmer. Use clean dry utensils. Do not add this product to any dispensing device containing remnants of any other product. Such use may cause a violent reaction leading to fire or explosion. Contamination with organic matter or other chemicals will start a chemical reaction and generate heat, hazardous gas, possible fire, and explosion. In case of contamination or decomposition, do not reseal container. If possible, isolate container in open air or well-ventilated area. Flood area with large volumes of water.

{Environmental hazards statement for end-use products in containers of less than 5 gallons (liquid) or less than 50 pounds (solid, dry weight).}

[ENVIRONMENTAL HAZARDS: This pesticide is toxic to fish and aquatic organisms.]

{Environmental hazards statement for end-use products in containers of equal to or greater than 5 gallons (liquid) or equal to or greater than 50 pounds (solid, dry weight).}

[ENVIRONMENTAL HAZARDS: This pesticide is toxic to fish and aquatic organisms. Do not discharge effluent containing this product into lakes, streams, ponds, estuaries, oceans or other waters unless in accordance with the requirements of a National Pollutant Discharge Elimination System (NPDES) permit and the permitting authority has been notified in writing prior to discharge. Do not discharge effluent containing this product to sewer systems without previously notifying the local sewage treatment plant authority. For guidance contact your State Water Board or Regional Office of the EPA.]

NOTE: Buyer assumes all responsibilities for safety and use not in accordance with directions.

{The following is optional text to be used at Recreational Water Product's discretion with swimming pool use directions. This information is non-essential and will be provided only as a courtesy. Will not appear on all swimming pool products.}

HOW TO CALCULATE POOL CAPACITY

Shape of Pool Gallons of water

Rectangular Average depth x average length x average width x 7.5

Circular Diameter x diameter x average depth x 5.9

Oval Full width x full length x average depth x 6.7

Irregular Consult pool builder

{label/67262-29.doc}