

{All text in brackets [xxx] is optional and may or may not be included on a final label.}  
{All text in braces {xxx} is administrative and will not appear on a final label.}

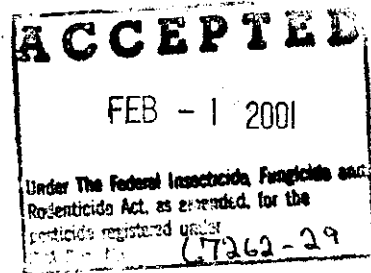
### CHLORINATING GRANULES PLUS

{The following statement will appear on the lid of bottles/buckets or front panel of bags.}

Play it Safe. DO NOT mix with any other product. See label for additional important product information.

{General statements available to all labels}

- [Do not mix this product with any other product]
- [Do Not Mix with Calcium Hypochlorite or Any Other Product]
- [Apply in dry form - Do Not Pre-dissolve]
- [Patented Chlorine Technology]
- [Kills Bacteria and Algae]
- [Contains a Filter Enhancer]
- [Convenient skimmer application]
- [Easy skimmer application]
- [Add directly to Skimmer]
- [Add Directly to Skimmer or Directly to Pool]
- [Add dry product through skimmer or directly to pool]
- [Destroys Swimmer Contaminants]
- [Destroys Organic Wastes]
- [For use as a Shock]




{Optional marketing statements for use only with swimming pool sanitization directions}

- [Swimming Pool Sanitizer]
- [Granular Sanitizer and Shock]
- [Sanitizer and Shock]
- [For use as a Shock]
- [[4 in 1 Sanitizer and Shock]][With built in clarifier, filtration enhancer, algae preventative and sun light protector]]
- [[Multifunctional Sanitizer and Shock]][With built in clarifier, filtration enhancer, algae preventative and sun light protector]]
- [Sanitizes, Clarifies, Kills Algae and Enhances Filtration]
- [Granular Chlorinated Sanitizer & Shock]

{Optional marketing statements for use only with superchlorination/shock directions}

- [Shock product]
- [Shock Treatment]
- [Shock]
- [[4 in 1 Shock]][With built in clarifier, filter enhancer, algae preventative and sun light protector]]
- [[Multifunctional Shock]][With built in clarifier, filter enhancer, algae preventative and sun light protector]]



{Following chart is optional}

Our Ingredients:	What They Do:
Trichloro-s-triazinetrione	Kills Bacteria, Kills Algae, Destroys Organic Wastes
Boron sodium oxide (B <sub>4</sub> Na <sub>2</sub> O <sub>7</sub> )pentahydrate	Prevents Algae
Clarifier/Filtration enhancer	Makes water Crystal Clear
Sunlight Protector	Protects chlorine from sunlight dissipation

**ACTIVE INGREDIENTS:**

Trichloro-s-triazinetrione*	71.8%
Boron sodium oxide (B <sub>4</sub> Na <sub>2</sub> O <sub>7</sub> )pentahydrate	8.0%
Other Ingredients: (clarifier/filtration enhancer/sunlight protector)	20.2%
Total	100.0%

\*Available Chlorine....65%

**KEEP OUT OF REACH OF CHILDREN**

**DANGER**

**FIRST AID:** IF INHALED: Move person to fresh air. If person is not breathing, call 911 or an ambulance, then give artificial respiration, preferably mouth-to-mouth, if possible. Call poison control center or doctor for treatment advice. IF ON SKIN OR CLOTHING: Take off contaminated clothing. Rinse skin immediately with plenty of water for 15-20 minutes. Call a poison control center or doctor for treatment advice. IF IN EYES: Hold eye open and rinse slowly and gently with water for 15-20 minutes. Remove contact lenses, if present, after the first 5 minutes, then continue rinsing eye. Call a poison control center or doctor for treatment advice. IF SWALLOWED: Call poison control center or doctor immediately for treatment advice. Have person sip a glass of water if able to swallow. Do not induce vomiting unless told to do so by the poison control center or doctor. Do not give anything by mouth to an unconscious person. Note to Physician: Probable mucosal damage may contraindicate the use of gastric lavage. IN CASE OF MEDICAL EMERGENCY, CALL 1-877-800-5553.


See [back] [side] panel for additional precautionary statements.

MANUFACTURED FOR:  
 RECREATIONAL WATER PRODUCTS, INC.  
 SCOTSDALE, GA

EPA REG. # 67262-29  
 EPA EST. # 5185-GA-1

Net Contents:

[U.S. Patent # 5,674,429]  
 [Additional Patent Pending]



{Directions to be used for swimming pool sanitization product}

**Why to use this product:**

This patented, multifunctional sanitizer and shock product, when applied in dry form directly to the pool or skimmer per the label directions, kills bacteria and unsightly algae, clears up cloudy water and inhibits future algae growth. This product's patented blend of sunlight protected chlorine, special clarifier, filter enhancer, and algae inhibitor, provides the perfect solution for clear inviting pool water. [Specifically you can use this product:]

- [For routine daily chlorination (sanitation) ]
- [To superchlorinate]
- [To shock ]
- [To kill algae ]

**DIRECTIONS FOR USE:** It is a violation of Federal Law to use this product in a manner inconsistent with its labeling. **READ ENTIRE LABEL AND USE STRICTLY IN ACCORDANCE WITH PRECAUTIONARY STATEMENTS AND DIRECTIONS FOR USE.**


**WATER BALANCE:** Optimum product performance and swimmer comfort will be achieved if you test, adjust and maintain to the following: pH between 7.2 - 7.6, alkalinity between 80 - 125 ppm for plaster pools and 125 – 150 ppm for vinyl, fiberglass and painted pools. Calcium hardness between 200 - 250 ppm for plaster pools, and 175 – 225 ppm for vinyl, fiberglass and painted pools.

**APPLICATION METHOD:** DO NOT pre-dissolve this product before adding to pool or skimmer. DO NOT mix this product with any other products or chemicals. Always apply this product in its dry form using a clean dry plastic cup or scoop. Do not use this cup for any other purpose. This product should be applied through the skimmer or directly to pool as follows:

**Directly to Skimmer:** Add product in dry form directly through the skimmer with the basket removed and the pump running. Replace the skimmer basket and keep the pump running for at least 2 to 4 hours.

**Directly to Pool:** Add product in dry form directly to the pool water, with the pump running for at least 2 to 4 hours. If your pool has a bleachable surface, such as vinyl, colored plaster, painted or fiberglass, use skimmer application, or add directly to pool, brushing visible product until completely dissolved to avoid bleaching.

**[INITIAL STARTUP:** Use this method if you are opening your pool in the spring, the pool has not been maintained for several weeks, or if the pool is freshly filled. Brush all pool surfaces with pump operating. Following the above *Application Method*, add 1 lb. (2, 8oz cups) of this product in dry form per 10,000 gallons of pool water. After two hours, test chlorine level (residual). Repeat dosage until you obtain a chlorine level of 1 - 3 ppm.]



**[ROUTINE CHLORINATION:** Following the above *Application Method*, add 2 to 4 oz (1/4 to 1/2, 8oz cup) of this product in dry form per 10,000 gallons of pool water every day, every other day or as often as needed to maintain a chlorine level between 1 - 3 ppm. The amount of product required and frequency of addition will vary with the number of swimmers, water temperature and amount of rain. Operate the pump a minimum of 10 hours per day for best results.]

**[SHOCK TREATMENT:** For best results, apply product weekly as part of your maintenance routine, or when bather loads are high, water appears hazy or dull, unpleasant odors or eye irritation occurs, or after heavy rain. Following the above *Application Method*, add 1lb. (2, 8oz cups) of this product in dry form per 10,000 gallons of pool water.]

**[ALGAE TREATMENT:** With pump operating, brush algae from pool surfaces. Following the above *Application Method*, add 1lb. (2, 8oz cups) of this product in dry form per 10,000 gallons of pool water for light algae growth. Add 2 lb. (4, 8oz cups) of this product in dry form per 10,000 gallons of pool water for moderate to heavy algae growth. If necessary, repeat the treatment.]

**[WINTERIZATION:** If algae is present, treat using ALGAE TREATMENT directions, then proceed as follows: To an algae free pool, add 2 lb. (4, 8oz cups) of this product in dry form per 10,000 gallons of pool water following the above *Application Method*. Cover the pool with a pool cover and prepare heater, pump, and filter components for winter using manufacturers recommendations.]



*{Directions to be used for superchlorination/shock product}*

### **Why to use this product:**

This patented, multifunctional product, when applied in dry form directly to the pool or skimmer per the label directions, kills bacteria and unsightly algae, clears up cloudy water and inhibits future algae growth. This product's patented blend of sunlight protected chlorine, special clarifier, filter enhancer, and algae inhibitor, provides the perfect solution for clear inviting pool water. Shock treatment is needed when bather loads are high, water appears hazy or dull, unpleasant odors or eye irritation occurs, or after heavy rain. [Specifically you can use this product:]

- [To superchlorinate
- To shock]
- [To kill algae ]

**DIRECTIONS FOR USE:** It is a violation of Federal Law to use this product in a manner inconsistent with its labeling. **READ ENTIRE LABEL AND USE STRICTLY IN ACCORDANCE WITH PRECAUTIONARY STATEMENTS AND DIRECTIONS FOR USE.**

**WATER BALANCE:** Optimum product performance and swimmer comfort will be achieved if you test, adjust and maintain to the following: pH between 7.2 - 7.6, alkalinity between 80 - 125 ppm for plaster pools and 125 - 150 ppm for vinyl, fiberglass and painted pools. Calcium hardness between 200 - 250 ppm for plaster pools, and 175 - 225 ppm for vinyl, fiberglass and painted pools.

*{For application as a Shock when sold in a child resistant bag}*

**[APPLICATION METHOD:** DO NOT pre-dissolve this product before adding to pool or skimmer. DO NOT mix this product with any other products or chemicals. This product should be applied in its dry form through the skimmer or directly to pool as follows:]

*{For application as a Shock when sold in a bottle/bucket}*

**[APPLICATION METHOD:** DO NOT pre-dissolve this product before adding to pool or skimmer. DO NOT mix this product with any other products or chemicals. Always apply this product in its dry form using a clean dry plastic cup or scoop. Do not use this cup for any other purpose. This product should be applied through the skimmer or directly to pool as follows:]

**Directly to Skimmer:** Add product in dry form directly through the skimmer with the basket removed and the pump running. Replace the skimmer basket and keep the pump running for at least 2 to 4 hours.


**Directly to Pool:** Add product in dry form directly to the pool water, with the pump running for at least 2 to 4 hours. If your pool has a bleachable surface, such as vinyl, colored plaster, painted or fiberglass, use skimmer application, or add directly to pool, brushing visible product until completely dissolved to avoid bleaching.

**[INITIAL STARTUP:** Use this method if you are opening your pool in the spring, the pool has not been maintained for several weeks, or if the pool is freshly filled. Brush all pool surfaces with pump operating. Following the above *Application Method*, add 1 lb. (2, 8oz cups) of this product in dry form per 10,000 gallons of pool water. After two hours, test chlorine level (residual). Repeat dosage until you obtain a chlorine level of 1 – 3 ppm.]

**[SHOCK TREATMENT:** For best results, apply product weekly as part of your maintenance routine, or when bather loads are high, water appears hazy or dull, unpleasant odors or eye irritation occurs, or after heavy rain. Following the above *Application Method*, add 1lb. (2, 8oz cups) of this product in dry form per 10,000 gallons of pool water.]

**[ALGAE TREATMENT:** With pump operating, brush algae from pool surfaces. Following the above *Application Method*, add 1lb. (2, 8oz cups) of this product in dry form per 10,000 gallons of pool water for light algae growth. Add 2 lb. (4, 8oz cups) of this product in dry form per 10,000 gallons of pool water for moderate to heavy algae growth. If necessary, repeat the treatment.]

**[WINTERIZATION:** If algae is present, treat using ALGAE TREATMENT directions, then proceed as follows: To an algae free pool, add 2 lb. (4, 8oz cups) of this product in dry form per 10,000 gallons of pool water following the above *Application Method*. Cover the pool with a pool cover and prepare heater, pump, and filter components for winter using manufacturers recommendations.]



Reentry into treated swimming pools is prohibited above levels of 3 ppm chlorine due to risk of bodily injury.

*{Storage and Disposal directions when product is sold in bottles/buckets.}*

**STORAGE AND DISPOSAL** Keep this product dry in original tightly closed container when not in use. Store in a cool, dry, well ventilated area away from heat or open flame. In case of decomposition, isolate container if possible and flood area with large amounts of water to dissolve all material before discarding this container. Keep area ventilated until all fumes are gone. Do not contaminate food or feed by storage or disposal. **CONTAINER DISPOSAL:** Do not reuse container, but place in trash collection. Rinse thoroughly before discarding in trash.

*{Storage and Disposal directions when product is sold in bags.}*

**[STORAGE AND DISPOSAL** Keep this product dry in its original unopened bag until use. For partially used bags, fold over top of bag and secure with adhesive tape. Store unopened and partially used bags in a secure location away from children. Store in a cool, dry, well ventilated area away from heat or open flame. In case of decomposition, isolate container if possible and flood area with large amounts of water to dissolve all material before discarding this container. Keep area ventilated until all fumes are gone. Do not contaminate food or feed by storage or disposal. **CONTAINER DISPOSAL:** Rinse empty bag thoroughly. Discard in trash. Do not reuse bag.]


**PRECAUTIONARY STATEMENTS:**

**HAZARDS TO HUMANS AND DOMESTIC ANIMALS:** DANGER: Corrosive. Causes irreversible eye damage. Causes skin burns. Harmful if swallowed or absorbed through skin. Do not get in eyes, on skin, or on clothing. Wear protective eyewear (safety glasses), protective clothing and rubber gloves. Wash thoroughly with soap and water after handling. Remove contaminated clothing and wash clothing before reuse.

**PHYSICAL OR CHEMICAL HAZARDS** CONTAINS AN OXIDIZING AGENT: DO NOT mix with other products or chemicals. Never add water to product. Always add product in dry form directly to pool or pool skimmer. Use clean dry utensils. Do not add this product to any dispensing device containing remnants of any other product. Such use may cause a violent reaction leading to fire or explosion. Contamination with organic matter or other chemicals will start a chemical reaction and generate heat, hazardous gas, possible fire, and explosion. In case of contamination or decomposition, do not reseal container. If possible, isolate container in open air or well-ventilated area. Flood area with large volumes of water.

*{Environmental hazards statement for end-use products in containers of less than 5 gallons (liquid) or less than 50 pounds (solid, dry weight).}*

**[ENVIRONMENTAL HAZARDS** This pesticide is toxic to fish and aquatic organisms.]



{Environmental hazards statement for end-use products in containers of equal to or greater than 5 gallons (liquid) or equal to or greater than 50 pounds (solid, dry weight).}

**[ENVIRONMENTAL HAZARDS** This pesticide is toxic to fish and aquatic organisms. Do not discharge effluent containing this product into lakes, streams, ponds, estuaries, oceans or other waters unless in accordance with the requirements of a National Pollutant Discharge Elimination System (NPDES) permit and the permitting authority has been notified in writing prior to discharge. Do not discharge effluent containing this product to sewer systems without previously notifying the local sewage treatment plant authority. For guidance contact your State Water Board or Regional Office of the EPA.]

NOTE: Buyer assumes all responsibilities for safety and use not in accordance with directions.

*{The following is optional text to be used at Recreational Water Product's discretion with swimming pool use directions. This information is non-essential and will be provided only as a courtesy. Will not appear on all swimming pool products.}*

**HOW TO CALCULATE POOL CAPACITY**

**Shape of Pool Gallons of water**

- Rectangular Average depth x average length x average width x 7.5
- Circular Diameter x diameter x average depth x 5.9
- Oval Full width x full length x average depth x 6.7
- Irregular Consult pool builder

{label/67262-29.doc}

