



UNITED STATES ENVIRONMENTAL PROTECTION AGENCY
WASHINGTON, DC 20460

OFFICE OF CHEMICAL SAFETY
AND POLLUTION PREVENTION

August 8, 2018

Mark Jernigan
Registration Manager, Pool
Recreational Water Products, Inc.
P.O. Box 1449
Buford, GA 30515

Subject: Notification per PRN 98-10 – Add Recycling Graphics
Product Name: RWP Shock Plus
EPA Registration Number: 67262-27
Application Date: July 10, 2018
Decision Number: 542887

Dear Mr. Jernigan:

The Agency is in receipt of your Application for Pesticide Notification under Pesticide Registration Notice (PRN) 98-10 for the above referenced product. The Antimicrobials Division (AD) has conducted a review of this request for its applicability under PRN 98-10 and finds that the action requested falls within the scope of PRN 98-10.

The label submitted with the application has been stamped “Notification” and will be placed in our records.

Should you wish to add/retain a reference to the company’s website on your label, then please be aware that the website becomes labeling under the Federal Insecticide Fungicide and Rodenticide Act and is subject to review by the Agency. If the website is false or misleading, the product would be misbranded and unlawful to sell or distribute under FIFRA section 12(a)(1)(E). 40 CFR 156.10(a)(5) list examples of statements EPA may consider false or misleading. In addition, regardless of whether a website is referenced on your product’s label, claims made on the website may not substantially differ from those claims approved through the registration process. Therefore, should the Agency find or if it is brought to our attention that a website contains false or misleading statements or claims substantially differing from the EPA approved registration, the website will be referred to the EPA’s Office of Enforcement and Compliance.

If you have any questions, you may contact Wanda Henson at (703) 308-6345 or via email at henson.wanda@epa.gov

Sincerely,

A handwritten signature in blue ink that reads "Wanda G. Henson, for".

Demson Fuller, Product Manager 32
Regulatory Management Branch II
Antimicrobials Division (7510P)
Office of Pesticide Programs

{All text in brackets [xxx] is optional and may or may not be included on a final label.}

{All text in braces {xxx} is administrative and will not appear on a final label.}

RWP SHOCK PLUS®

ACTIVE INGREDIENT:

Sodium dichloro-s-triazinetrione 58.2%

OTHER INGREDIENTS 41.8%

TOTAL INGREDIENTS 100.0%

KEEP OUT OF REACH OF CHILDREN

DANGER

See [back] [side] panel for First Aid and additional Precautionary Statements. *{If First Aid appears on back or side panel}*

See [back] [side] panel for additional Precautionary Statements. *{If First Aid appears on front panel}*

MANUFACTURED FOR:

RECREATIONAL WATER PRODUCTS

[AQUA CHEM DIVISION]

[PoolTime Division]

P.O. BOX 1449

BUFORD, GEORGIA 30515

NET [CONTENT] [WEIGHT]: *{as indicated on container}*

EPA REG. NO. 67262-27

EPA EST. NO. 5185-GA-1 [(BL)] {or} [(Z)]

7616-CA-1 [(C)]

{If multiple EPA Establishment Numbers appear on the label.}

[Actual establishment shown in code above or below label printed on [bottle] [container]]

[Letter designation in lot code printed above or below on [bottle] [container] identifies actual establishment.]

NOTIFICATION

67262-27

The applicant has certified that no changes, other than those reported to the Agency have been made to the labeling. The Agency acknowledges this notification by letter dated:

08/08/2018

[TO OPEN CUT ALONG DOTTED LINE WITH SCISSORS] *{Statement to appear in upper corner of child resistant bag when product is sold in a bag.}*

[What?] *{For use on front panel of label as a header above/beside product name.}*

[Why?] *{For use on front panel of label as a header above/beside use claims chosen from accepted label text that relates to the consumer features and benefits of product.}*

[4-IN-1 POOL SHOCK]

[Oxidizer, Buffer, Clarifier and Flocculant]

[No pre-dissolving]

[Produces super clear water]

[Treat and Swim in as soon as 15 minutes*]

[Swim in as soon as 15 minutes after use*]

[Treat and Swim in 15 [min] [minutes*]]

[Swim in 15 [min] [minutes*]]

[*Refer to the Re-entry statement on the back panel for further guidance] *{This statement will appear on the front panel of label when one of the asterisked statements is used concerning swim in 15 minutes.}*

[Reduces the need for other maintenance products]

[Fast dissolving shock treatment]

[Fast dissolving]

[Do not mix with other products]

[Treats 12,000 gallons] *{Only to be used when sold in one pound units.}*

[Treats 10,000 gallons] *{Only to be used when sold in 13.4 ounce units.}*

[One pound treats 12,000 gallons] *{Only to be used when sold in one pound units.}*

[[One] [1] bag treats 10,000 gallons] *{Only to be used when sold in 13.4 ounce units.}*

[For use with small pools]

[For small pools]

[For small vinyl pools]

[Treats pools up to 10,000 gallons] *{optional based on target market of pool size}*

[For pools up to 5,000 gallons] *{optional based on target market of pool size}*

[U. S. Patent # 5,670,059]

[For use with all pool surfaces]

[For all pool surfaces]

[For all pool surfaces] [including vinyl, plaster and fiberglass]

[For all pools, including vinyl, plaster and fiberglass]

[Reduces organic contaminants**]

**[such as] [body & suntan oils] [body oils] [&] [suntan oils] [&] [sweat] [perspiration] [&] [lotions] [&] [urine]

[Clarifies water]

[Clears cloudy water]

[Creates sparkling water]

[Enhances filtration]

[Improves filter performance]

[Gathers debris for easy removal]

[Gathers debris for easy filtration]

[Does not increase pH]

[Will not increase pH]

[pH balanced]

[Reduces chlorine odor and eye irritation]

[Suitable for opening pools]

[Suitable for pool opening and winterization]

[Suitable for pool opening and closing]

[Suitable for winterizing pools]
 [Can be used in salt pools]
 [Compatible with salt pools]
 [Suitable for closing pools]
 [Reduces chlorine odor]
 [Reduces eye irritation]
 [Helps reduce eye irritation]
 [Destroys eye irritating compounds in swimming pool water]
 [Helps make swimming pool water less irritating to eyes]
 [PATENTED TECHNOLOGY]
 [Made in USA]
 [Multi-purpose [pool shock] [pool cleaner] [shock] [organic contaminant remover**] [clarifier] [pH stable]]
 [Pool shock [pool cleaner] [shock] [organic contaminant remover**] [clarifier] [pH stable]]
 [Dual action [pool shock] [pool cleaner] [shock] [organic contaminant remover**] [clarifier] [pH stable]]
 [Dual function [pool shock] [pool cleaner] [shock] [organic contaminant remover**] [clarifier] [pH stable]]
 [Multi-function [pool shock] [pool cleaner] [shock] [organic contaminant remover**] [clarifier] [pH stable]]
 [[Oxidizes], [Destroys organic wastes**], [Organic contaminant remover**], [Clarifies], [Stabilizer],
 [Filter enhancer], [Enhances filtration], [Contains sunlight protector], [pH stable]]
 [[Removes] [Eliminates] [Destroys] [Breaks down] [organic waste**] [organic wastes**]
 [organic contaminants**] [for sparkling clear water]]
 [[Removes] [Eliminates] [Destroys] [Breaks down] [organic materials] [sunscreen] [pet
 dander] [fertilizer] [pollen] [skin oils] [lotions] [sweat] [urine] [pee]]
 [[Destroys] [Breaks down] [Eliminates] [Controls] swimmer contaminants [such as]
 [including] [oils] [sweat] [lotion] [urine] [pee]]
 [[Destroys] [Removes] [Breaks down] [Eliminates] organic contaminants**]]
 [[Protects against [bacteria] [and] [organic contaminants**] for [clean] [and] [clear] [water]]
 ** [such as] [body & suntan oils] [body oils] [&] [suntan oils] [&] [sweat] [perspiration] [&] [lotions]
 [&] [urine]
 [Improves filtration]
 [Enhances filtration]
 [Clarifier enhances filtration]
 [Prevents pH bounce]
 [pH stable to protect [pool] equipment and surfaces]
 [pH stable to prevent corrosion and scales]
 [pH neutral]
 [[Removes] [Eliminates] chlorine odor]
 [[Removes] [Eliminates] [Reduces] pool odor]
 [Effective against [chlorine] odor]
 [Deodorizes your pool]
 [Use to clean and deodorize]
 [Shocks water clear]
 [[Prevents] [Eliminates] [Quickly] [Clears] [cloudy] [murky] water]
 [Creates [comfortable] [swim-ready] water]
 [For a comfortable pool experience]
 [Use for a shockingly [clean] [and] [clear] pool]
 [Great for an extra touch of clean]
 [An added touch of clean]
 [Keeps water clean and clear during severe heat or rain]
 [Cleans pool water after heavy use]
 [Freshens pool water after heavy use]

[For extra clean water]
[For fresh, clear water]
[[Destroys] [Eliminates] [Removes] [Breaks down] eye irritating compounds in swimming pool water]
[[Destroys] [Eliminates] [Removes] [Breaks down] contaminants that [contribute to] [lead to] [cause] eye irritation]
[Reduces eye irritation and chlorine odor]
[Reduces [chlorine odor] [&] [eye irritation]]
[Powers through filth [for clear, fresh water]]
[Works quickly to restore pool water freshness & clarity]
[[Clears [cloudy] water] [&] [removes filth]]
[[Clears [cloudy] water] [&] [removes organic contaminants**]]
** [such as] [body & suntan oils] [body oils] [&] [suntan oils] [&] [sweat] [perspiration] [&] [lotions] [&] [urine]
[Improves filter performance]
[Won't impact pH]
[4-in-1[action]]
[3-in-1]
[[3] [4]-in-1 [Formula] [Shock] [kills bacteria] [destroys organic contaminants**] [destroys swimmer Contaminants**] [removes filth] [clears water] [reduces [chlorine odor] [&] [eye irritation]] [won't impact pH] [improves filter performance] [enhances filtration]
** [such as] [body & suntan oils] [body oils] [&] [suntan oils] [&] [sweat] [perspiration] [&] [lotions] [&] [urine]
[For use with all filter & surface types]
[Easy 1 2 3 Pool Care Brand System]
[Easy open] {for 1lb bottle application}
[Easy pour] {for 1lb bottle application}
[Step 3]
[Shock]
[For Pools]
[For Swimming Pool Use]
[Salt pool compatible]
[Step 4]
[Step 4- Shock] {Shocks are marketed as step four of a five step program to treat swimming pool water for Pool Time brand.}
[[Will not][Does not] bleach [vinyl] [pool] liners]
[[Will not][Does not] bleach [vinyl] [pool] surfaces]
[[Will not][Does not] bleach vinyl liner pools]
[Formulated for vinyl [liner] pools]
[For vinyl [liner] pools]
[For all pool surfaces [including vinyl]]
[Ideal for vinyl [liner] pools]
[Ideal for vinyl pool surfaces]
[Fast Dissolving Shock]

{Spanish statement directing Spanish speakers to obtain assistance before using product. Translates in English to: "If you do not understand the (this) label, find someone to explain it to you in detail."}
[Si usted no entiende la etiqueta, busque a alguien para que se lo explique a usted en detalle.]

[When?] {For use on front panel of label as a header above/beside text chosen from accepted label text that relates to the consumer anticipated frequency of product use.}

[1 X a week]

{Optional Claims to be used with Aqua Chem, Pool Time and Clorox brands using alternative brand names that contains Shock Plus in product name}

[Plus] pH Neutral

[Plus] Does not increase pH

[Plus] Will not increase pH

[Plus] pH Balanced

[Plus] Clarifier Enhances Filtration

[Plus] Clarifies Water

[Plus] Enhances Filtration

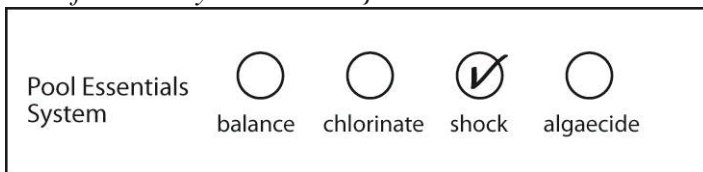
[Plus] Improves Filtration

[Plus] Improves Filter Performance

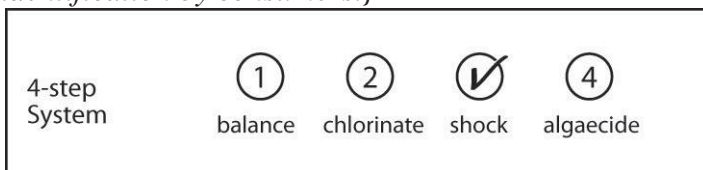
[Plus] Prevents pH Bounce

[Plus] [Blue] [Advantage]

{The “Pool Essentials System” box below may be placed on the label to allow easy product category identification by consumers.}



{The “4-step System” box below may be placed on the label to allow easy product category identification by consumers.}



{Following Chart is Optional}

[Sanitizer	Chlorine	Salt	Bromine]
[Pool Type	In ground	Above ground	Pop-Up]
[Surface Type	[Aggregate]	[Concrete]	[Fiberglass]
	[Gunitite]	[Plaster]	[Vinyl]]
[Filter Type	D.E., Sand, Cartridge, Zeolite]		

{For use on box of multipack boxes}

[X Bags]

[X Shock Bags]

{where “X” equals the number of bags in multipack box.}

[THIS END UP]

[STORE IN A COOL, DRY PLACE]

[If you’re buying one of these *{photo of 40 lb pail of 3 inch chlorinating tablets}*]

[You’ll need two of these *{photo of 2 multipack boxes of Shock Plus with 24 one pound bags in each box}*]

{This to let consumer know that the amount of water treated over time with 40 lb pail of 3 inch chlorinating tablets would also use approximately 48 one pound bags of Shock Plus.}

[DON’T RUN OUT OF SHOCK – STOCK UP NOW!]

{Directions to be used for shock application, Option A}

[WHY TO USE THIS PRODUCT: This premium shock product is easy to use and performs multiple, important maintenance functions. Shock Plus® effectively oxidizes during shock treatment organic contaminants [(such as) [body & suntan oils] [body oils] [suntan oils], [sweat] [perspiration], lotions and urine)] that cause cloudy water and musty odors by utilizing advanced proprietary technology. This technology combines oxidizers, water clarifiers, flocculants and buffers to provide crystal clear water with no cloudy residue and without increasing pH like ordinary shock products.

Shock Plus is designed for use in all pool types by adding the product directly to the pool without pre-dissolving. Because it dissolves rapidly and performs multiple maintenance functions, this product works fast and effectively, allowing swimming to resume in as little as 15 minutes.* Shock Plus is ideal for both last minute and routine maintenance applications.]

{or}

[WHY TO USE THIS PRODUCT: Swimming pool shock treatment.]

⚠ DO NOT mix Shock Plus directly with any other shock products or pool chemicals, as violent reactions could occur. Shock Plus must be applied directly into the pool water. DO NOT pre-dissolve Shock Plus.

IMPORTANT NOTES:

1. When using other products, always follow label directions for those products.
2. As with other products, this product may promote metal stains on pool surfaces. Always check water for metal content and if present, remove metals with a stain and scale inhibitor prior to the addition of this product.
3. This product is not a sanitizer or algicide. To sanitize your pool or for removal of algae, use the appropriate [Pool Time] [Aqua Chem] product specifically formulated for those purposes.

DIRECTIONS FOR USE:

It is a violation of Federal Law to use this product in any manner inconsistent with its labeling. Read entire label and use strictly in accordance with precautionary statements and directions.

BEFORE YOU BEGIN:

1. Make sure all pool equipment is working properly.
2. Backwash filter following manufacturer's directions.
3. Check alkalinity, pH and calcium hardness with a test kit. Adjust alkalinity to 80 - 125 for plaster pools and 125 - 150 for vinyl and fiberglass pools. Adjust pH to 7.2 - 7.6. Adjust calcium hardness to 200 - 275 for plaster pools and 175 - 225 for vinyl and fiberglass pools.

NOW USE THIS PRODUCT:

Routine Maintenance

1. [With pump operating, apply 1 lb. [(2, 8oz cups)] *{for use if product is not in premeasured bag}* of Shock Plus per 12,000 gallons directly into pool. [****] *{or}* *{for use if product is in 13.4 ounce premeasured bag}* With pump operating, apply 1 bag of Shock Plus per 10,000 gallons directly into pool.] *{and/or}* [For small vinyl pools, with pump operating, apply 3.5 teaspoons of Shock Plus per 500 gallons or 1.3 ounces per 1,000 gallons directly into pool.***] DO NOT pre-dissolve Shock Plus. DO NOT apply Shock Plus through skimmer or chemical feeding device as other chemicals may be present which could result in a violent reaction.

2. Wait at least 15 minutes after product application before entering pool.*
3. Operate pump and filter continuously for 4 to 8 hours after product addition.
4. For best results, apply Shock Plus weekly as part of your maintenance routine.

[***Use a clean, dedicated spoon to dose the appropriate amount of product into the pool. Keep the dosage spoon stored out of reach of children. 3 teaspoons equals 1 tablespoon. 1.75 tablespoons equals 1 ounce.]

[****Always apply this product in its dry form using a clean dry plastic cup or scoop. Do not use this cup for any other purpose.] *{for use if product is not in premeasured bag}*

Additional Applications:

Wind, rain, increased water temperature and the number and frequency of bathers can cause cloudy water and unpleasant odors which may require additional application(s) of this product. Follow routine maintenance instructions.

*** TEST CHLORINE LEVEL PRIOR TO RE-ENTRY. RE-ENTRY INTO TREATED SWIMMING POOLS IS PROHIBITED ABOVE LEVELS OF 4 PPM CHLORINE DUE TO RISK OF BODILY INJURY.**

[FOR POOL CLOSURE:

Apply Shock Plus at a rate of [1 lb. per 6,000 gallons] *{or}* [*for use if product is in 13.4 ounce premeasured bag*] 1 bag per 5,000 gallons] before closing pool for the winter. Apply an appropriate winter algacide after addition of this product.]

{Directions to be used for shock application, Option B}

[How?]

DIRECTIONS FOR USE:

It is a violation of Federal Law to use this product in any manner inconsistent with its labeling. Read entire label and use strictly in accordance with precautionary statements and directions.

To Shock Water Clear:

- [Add 1 lb. [(2, 8oz cups)] *{for use if product is not in premeasured bag}* per 12,000 gallons into the deepest pool area [****] *{or}* [*{for use if product is in 13.4 ounce premeasured bag}* Add 1 bag per 10,000 gallons into the deepest pool area] *{or}* [Add 3.5 teaspoons per 500 gallons or 1.3 ounces per 1,000 gallons directly into pool****] while filter and pump are operating.
- DO NOT pre-dissolve, DO NOT apply through skimmer or chemical feeder, DO NOT mix with other chemicals; a violent reaction may result.
- Wait at least 15 minutes after product application before entering pool.*
- Operate pump and filter continuously for 4 to 8 hours after product addition.
- Apply more product after heavy use, high temperatures, or rain. For best results, shock pool weekly.
- [This product is not a sanitizer or [algaecide] *{or}* [algicide]. Use the appropriate product specifically formulated for sanitization or removing algae.]

[***Use a clean, dedicated spoon. Keep the spoon stored out of reach of children. 3 teaspoons equals 1 tablespoon. 1 ¾ tablespoons equals 1 ounce.]

[****Always apply this product in its dry form using a clean dry plastic cup or scoop. Do not use this cup for any other purpose.] *{for use if product is not in premeasured bag}*

*** TEST CHLORINE LEVEL PRIOR TO RE-ENTRY. RE-ENTRY INTO TREATED SWIMMING POOLS IS PROHIBITED ABOVE LEVELS OF 4 PPM CHLORINE DUE TO RISK OF BODILY INJURY.**


[To Close Pool:

- Apply this product at a rate of [1 lb. per 6,000 gallons] *{or}* [*{for use if product is in 13.4 ounce premeasured bag}* 1 bag per 5,000 gallons] into the deepest pool area while filter and pump are operating.
- Apply an appropriate winter algaecide after addition of this product.]
- [Visit [the Aqua Chem Web Site] *{or}* [www.aquachem.com] *{or}* [the Pool Time website] *{or}* [www.pooltime.com] for complete pool closing instructions.]]

{Directions to be used for shock application, Option C1, Product sold in 1 pound or larger bag/container}

DIRECTIONS FOR USE: It is a violation of Federal Law to use this product in a manner inconsistent with its labeling. Read entire label and use strictly in accordance with precautionary statements and directions.

Test and balance water prior to use. Adjust pH to 7.2 – 7.6 [and free chlorine to 1-4 ppm]. Visit [website] for [free water analysis] [and] [personalized product and dosage recommendations].

DOSAGE:	WHEN / HOW TO USE:	
1 LB per 12,000 GAL		<p>TO SHOCK WATER CLEAR AND DESTROY ORGANIC CONTAMINANTS**:</p> <hr/> <p>Broadcast in pool’s deepest area with filter and pump on. Run filter and pump for 4-8 hrs. DO NOT pre-dissolve, DO NOT add through skimmer or feeder, and DO NOT mix with other chemicals (a violent reaction may result).</p> <p>Re-entry: Wait at least 15 minutes after product application before entering pool.* Enter when chlorine level is 1-4 ppm.</p> <p>For best results: Shock pool weekly and also after heavy use, high temperatures, or rain. Use at night to prevent sunlight degradation.</p>
1 lb per 6,000 GAL	<p>TO CLOSE POOL:</p> <hr/> <p>Broadcast in pool’s deepest area with filter and pump on. Apply an algaecide per closing directions after this product. Visit cloroxpool.com for complete closing instructions.</p>	

*TEST CHLORINE LEVEL PRIOR TO RE-ENTRY. RE-ENTRY INTO TREATED SWIMMING POOLS IS PROHIBITED ABOVE LEVELS OF 4 PPM CHLORINE DUE TO RISK OF BODILY INJURY.


**[such as] [body & suntan oils] [body oils] [&] [suntan oils] [&] [sweat] [perspiration] [&] [lotions] [&] [urine].

This product is neither a sanitizer nor an algaecide. Use the appropriate product specifically formulated for sanitization or removing algae.

{Directions to be used for shock application, Option C2, Product sold in 13.4 ounce bag}

DIRECTIONS FOR USE: It is a violation of Federal Law to use this product in a manner inconsistent with its labeling. Read entire label and use strictly in accordance with precautionary statements and directions.

Test and balance water prior to use. Adjust pH to 7.2 – 7.6 [and free chlorine to 1-4 ppm]. Visit [website] for [free water analysis] [and] [personalized product and dosage recommendations].

DOSAGE:	WHEN / HOW TO USE:	
1 bag per 10,000 GAL		<p>TO SHOCK WATER CLEAR AND DESTROY ORGANIC CONTAMINANTS**:</p> <hr/> <p>Broadcast in pool’s deepest area with filter and pump on. Run filter and pump for 4-8 hrs. DO NOT pre-dissolve, DO NOT add through skimmer or feeder, and DO NOT mix with other chemicals (a violent reaction may result).</p> <p>Re-entry: Wait at least 15 minutes after product application before entering pool.* Enter when chlorine level is 1-4 ppm.</p> <p>For best results: Shock pool weekly and also after heavy use, high temperatures, or rain. Use at night to prevent sunlight degradation.</p>
1 bag per 5,000 GAL	<p>TO CLOSE POOL:</p> <hr/> <p>Broadcast in pool’s deepest area with filter and pump on. Apply an algaecide per closing directions after this product. Visit cloroxpool.com for complete closing instructions.</p>	

*TEST CHLORINE LEVEL PRIOR TO RE-ENTRY. RE-ENTRY INTO TREATED SWIMMING POOLS IS PROHIBITED ABOVE LEVELS OF 4 PPM CHLORINE DUE TO RISK OF BODILY INJURY.

**[such as] [body & suntan oils] [body oils] [&] [suntan oils] [&] [sweat] [perspiration] [&] [lotions] [&] [urine].

This product is neither a sanitizer nor an algaecide. Use the appropriate product specifically formulated for sanitization or removing algae.

{Directions to be used for shock application, Option D- Small Pool Version}

DIRECTIONS FOR USE:

It is a violation of Federal Law to use this product in any manner inconsistent with its labeling. Read entire label and use strictly in accordance with precautionary statements and directions.

Test & balance water prior to use. Adjust pH to 7.2-7.6 [and free chlorine to 1 – 4 ppm]. Visit [website] for [free water analysis] [&] [personalized product and dosage recommendations].

Use: Restores water freshness and clarity by oxidizing organic contaminants**.

Dosage: 3.5 [tsp][teaspoons] per 500 gallons.

Directions: Use a designated, clean, dry spoon that is kept out of reach of children. Add directly to water with filter and pump operating continuously for 4-8 [hrs] [hours] after use.

Re-Entry: Wait at least 15 [min] [minutes]. Test chlorine level prior to re-entry. Re-entry into treated swimming pools is prohibited above levels of 4ppm chlorine due to risk of bodily injury.

For Best Results: Use weekly and apply more product after heavy use, high temperatures, or rain.

DO NOT pre-dissolve, apply through skimmer or feeder, or mix with other chemicals (a violent reaction may occur)

This product is neither a sanitizer nor an algaecide. Use the appropriate product specifically formulated for sanitization or removing algae.

**[such as] [body & suntan oils] [body oils] [&] [suntan oils] [&] [sweat] [perspiration] [&] [lotions] [&] [urine]

{Storage and Disposal directions when product is sold in bags.}

[STORAGE AND DISPOSAL: Keep this product dry in its original unopened bag until use. For partially used bags, fold over top of bag and secure with adhesive tape. Store unopened and partially used bags in a secure location away from children. Store in a cool, dry, well ventilated area away from heat or open flame. If product becomes damp, discard, following instructions for contamination under Physical or Chemical Hazards. **CONTAINER DISPOSAL:** Non-refillable container. Do not reuse or refill this container. Offer for recycling, if available. Triple rinse container (or equivalent) promptly after emptying.]

{Storage and Disposal directions when product is sold in bottles.}

[STORAGE AND DISPOSAL Keep this product dry in original tightly closed container when not in use. Store in a cool, dry, well ventilated area away from heat or open flame. If product becomes damp, discard, following instructions for contamination under Physical or Chemical Hazards. **CONTAINER DISPOSAL:** Non-refillable container. Do not reuse or refill this container. Offer for recycling, if available. Triple rinse container (or equivalent) promptly after emptying.]

PRECAUTIONARY STATEMENTS:

HAZARDS TO HUMANS AND DOMESTIC ANIMALS: DANGER: Corrosive: Causes irreversible eye damage. Do not breathe dust; may be harmful if inhaled. May be harmful if swallowed or absorbed through the skin. Causes skin irritation. Prolonged and frequently repeated skin contact may cause allergic reactions in some individuals. Wear protective eyewear (safety glasses, goggles) and rubber gloves when handling this product. Wash thoroughly with soap and water after handling and before eating, drinking, chewing gum, using tobacco or using the toilet. Remove and wash contaminated clothing before reuse.

{When First Aid is not located on front panel of label, it will be separated by line rules from adjacent text and be in a different color.}

FIRST AID: IF IN EYES: Hold eye open and rinse slowly and gently with water for 15-20 minutes. Remove contact lenses, if present, after the first 5 minutes, then continue rinsing eye. Call a poison control center or doctor for treatment advice. **IF INHALED:** Move person to fresh air. If person is not breathing, call 911 or an ambulance, then give artificial respiration, preferably mouth-to-mouth, if possible. Call poison control center or doctor for treatment advice. **IF ON SKIN OR CLOTHING:** Take off contaminated clothing. Rinse skin immediately with plenty of water for 15-20 minutes. Call a poison control center or doctor for treatment advice. **IF SWALLOWED:** Call poison control center or doctor immediately for treatment advice. Have person sip a glass of water if able to swallow. Do not induce vomiting unless told to do so by the poison control center or doctor. Do not give anything by mouth to an unconscious person.

Have the product container or label with you when calling a poison control center or doctor, or going for treatment. [IN CASE OF MEDICAL EMERGENCY, CALL [1-303-623-5716] [1-877-800-5553] [1-866-366-5048] [telephone number supplied by supplemental registrant].]

Note to Physician: Probable mucosal damage may contraindicate the use of gastric lavage.

PHYSICAL OR CHEMICAL HAZARDS: CONTAINS OXIDIZING AGENTS. Do not mix with other chemicals or any other substance. DO NOT pre-dissolve or add water to this product. Always apply directly into the pool. Contamination of this product with small amounts of water or other substances may start a chemical reaction and generate heat, hazardous gas, possible fire and explosion. In case of contamination or decomposition, do not reseal [bag] [container]. Isolate [bag] [container] in open air or well-ventilated area. Flood [bag] [container] and area with large volumes of water. In case of spills, scoop up and place product in pool water, then flood spilled area with large volumes of water.

{Environmental hazards statement for end-use products in containers of less than 5 gallons (liquid) or less than 50 pounds (solid, dry weight).}

ENVIRONMENTAL HAZARDS This pesticide is toxic to fish and aquatic organisms.

[NOTE: Buyer assumes all responsibility for safety and use not in accordance with directions.]

[NOTE: User assumes all responsibility for use not in accordance with directions.]

[NOTE: Any questions or comments about Aqua Chem Products?]

[In the continental U.S. call 1-800-252-POOL (7665). Ask for your free pool care booklet.]

[Questions or comments call 1-800-252-POOL (7665).]

[[Questions?] [Pool Care Tips?] [1-800-SOS-POOL]]

[Visit Aqua Chem's Internet Web Site at <http://www.aquachem.com>]

[Visit PoolTime's Internet Web Site at <http://www.pooltime.com>]

[Visit Brand Name's Internet Web Site at <http://www.brandname.com>]

{Optional Graphics}



4-Step System ① ② ③ ④



Step ③



⚠ WARNING
⚠ AVISO

Children can fall into bucket and drown.
Keep children away from bucket with even a small amount of liquid.

Los niños pueden caer dentro de el balde y ahogarse.
Mantenga a los niños alejados de los baldes aunque solo contengan un poco de liquido.





{Optional: Text that may be included on Kit Label if this product is sold in a kit with other products.}

{For kits that treat pools 5,000 gallons or less.}

[{Brandname} Small Pool [easy] [care] [start-up] [maintenance] [start-up & maintenance] kit]

[{Brandname} Pop-up Pool [easy] [care] [start-up] [maintenance] [start-up & maintenance] kit]

[{Brandname} Inflatable Pool [easy] [care] [start-up] [maintenance] [start-up & maintenance] kit]

[{Brandname} [Small] [Pop-Up] [Inflatable] [Pool] [water] [easy] [care] [start-up] [maintenance] [start-up & maintenance] kit]

[For small pools]

[Treats up to 5,000 gallons.]

[[Kit] contains:

- [[X] lb of (insert ABN or supplemental for EPA Reg. No. 67262-27, shock product name)]
- [[X] lb of (insert ABN or supplemental for EPA Reg. No. 67262-17, 1” tablet product name)]
- [6-way test strips] [Smart Strips] [Multi-use Smart Strips™]
- [[small] [above ground] [pop-up] [inflatable] Pool Care Guide]

[Use only with pools that have a water re-circulating system (pump) & filter.]

{Front of Pool Care Card}

[[Small] Pool Care Guide]

[(Kit Product Name)]

[Quick start up tips

1. Start the pool equipment following manufacturer’s directions. Circulate pool water with the pump on for 1-2hours.
2. Test [and] [&] balance water using (test strip product name) provide in kit.
3. Apply 3.5 teaspoons (shock product name) per 500 gallons and circulate for 1-2 hrs.
4. Re-test Free Chlorine level to ensure it is between 1-4 ppm*.
5. Fill an appropriate floater or feeder with (1” tablet product name) and adjust output to bring chlorine to 1-4 ppm, test and refill as needed to maintain 1-4ppm.

* Entry into treated swimming pools is prohibited above levels of 4 ppm chlorine due to risk of bodily injury.

For these products and any other products, please refer to the label directions for more detail on application, storage and handling instructions. Always use a designated, clean [spoon] [scoop] that is kept out of reach of children for each chemical addition.]

{Back of Pool Care Card}

[Weekly Pool [maintenance] [Care]

- Test your water twice a week [and] [&] enter results [in our free online water analysis (website)] [online at (website)] [or use the “Clorox Pool” app] for personalized product and dosage recommendations.
- [Maintain a free chlorine residual of 1-4 ppm at all times.] *{or}* [Maintain 1-4 ppm of Free Chlorine at all times]
- Shock weekly [and] [&] apply more product after heavy use, high temperatures or rain.
- Brush & vacuum your pool weekly.]

[Test Pool Water Using Multi-Use Smart Strips™:

Step 1: Register a My Pool Care Assistant™ account at cloroxpool.com or on the “Clorox Pool” app [and receive \$5 off your next purchase].

Step 2: Dip one Smart Strip™ into pool water at elbow’s depth, remove immediately, then shake once to remove excess water.

Step 3: Hold the Smart Strip™ level and find test results, either:

- Online at cloroxpool.com
- Using the “Clorox Pool” app
- Manually using the 6-way test chart]

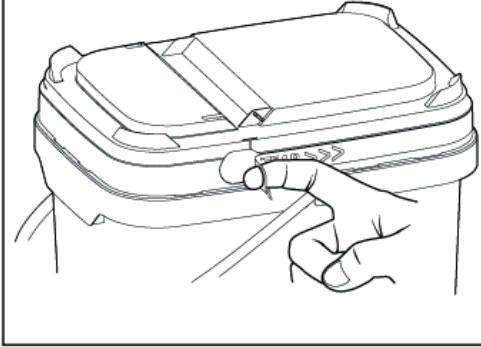
[Water testing frequency

Test	Frequency	Pool Type	Ideal Range
pH	Twice weekly	All	7.2 - 7.6
Free Chlorine	Twice weekly	All	1- 4 ppm
Total Alkalinity	Monthly	Plaster Vinyl	80 -125 ppm 125 -150 ppm
Stabilizer	2-3 times per season	All	Minimum of 30ppm
Calcium Hardness	2-3 times per season	All	175 - 225 ppm

]

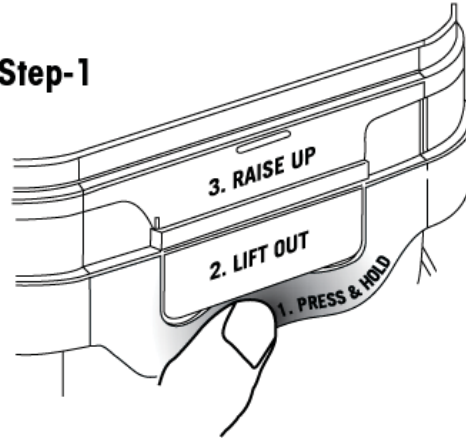
{July 10, 2018}

Tamper Evident Tear Strip
Tear away by using "ring pull" on either side of lid

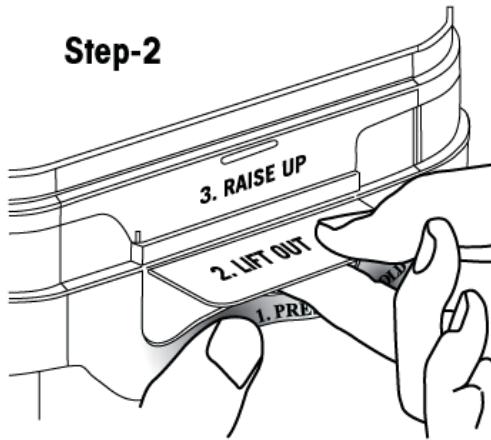


**To open the lid
(after the tear strip is removed)**

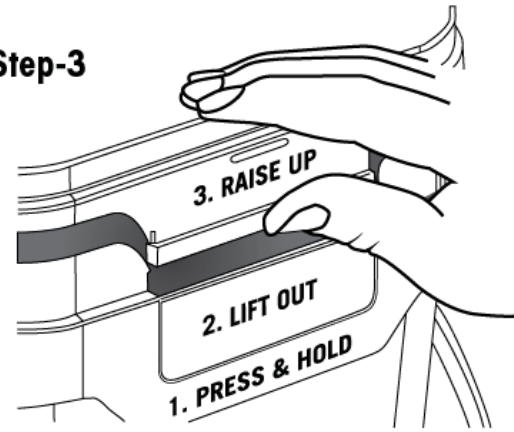
Step-1



Step-2

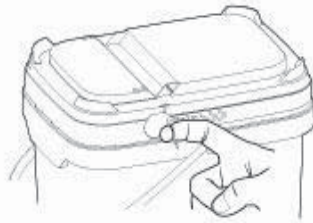


Step-3



Do not store in direct sunlight

Tamper Evident Tear Strip
Tear away by using "ring pull" on
either side of lid



**To open the lid (after the
tear strip is removed)**

Step-1



Step-2



Step-3



[OPTIONAL GRAPHICS CONTINUED]

{Note: The appropriate symbol(s) will be included based on packaging}

