

67262-24

8-15-2003

1/4

{All text in brackets [xxx] is optional and may or may not be included on a final label.}
 {All text in braces {xxx} is administrative and will not appear on a final label.}

RWP
 COPPER ALGICIDE

[A swimming pool algaecide.]

[A swimming pool algaecide.]

[Kills "mustard" algae.]

[(Pre-Dilute for Use)]

ACTIVE INGREDIENTS:

Copper*	7.1%
---------	------

Alkyl (C ₁₄ , 50%; C ₁₂ , 40%; C ₁₆ , 10%)	
---	--

dimethyl benzyl ammonium chloride	2.5%
-----------------------------------	------

OTHER INGREDIENTS:	<u>90.4%</u>
--------------------	--------------

TOTAL INGREDIENTS:	100.0%
--------------------	--------

*(from copper triethanolamine complex)

KEEP OUT OF REACH OF CHILDREN

DANGER

See back panel for first aid and additional precautionary statements.

MANUFACTURED FOR:

RECREATIONAL WATER PRODUCTS


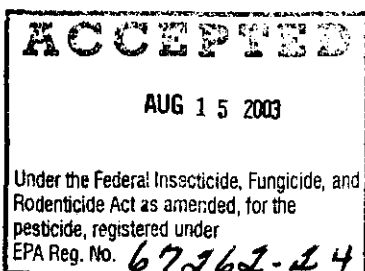
PO BOX 1449

BUFORD, GEORGIA 30515

EPA REG. # 67262-24

EPA EST. # 5185-GA-1

Net Contents:



WHY TO USE THIS PRODUCT: This product is used for controlling algae in swimming pools. It is specifically formulated for green, blue-green (frequently called black or spot algae) and mustard colored algae growths. This product may be used in pools treated with chlorine, bromine or any other sanitization system except biguanides.

IMPORTANT NOTES

- 1. When using other products, as outlined in directions for this product, always follow label directions for those products.
- 2. Damage may be caused by direct contact of this product with pool surface or materials such as colored plaster, vinyl, wood or fiberglass.

DIRECTIONS FOR USE: It is a violation of Federal Law to use this product in a manner inconsistent with its labeling. Read entire label and use strictly in accordance with precautionary statements and directions.

BEFORE YOU BEGIN:

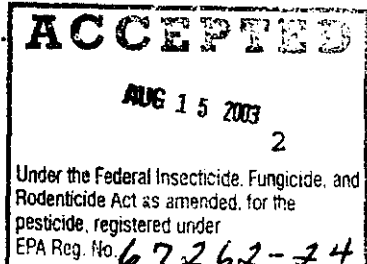

- 1. To reduce chlorine burn off due to sunlight, in chlorine treated pools, add stabilizer to establish a minimum level of 40-50 ppm.
- 2. Check for metals and if present, add a stain and scale inhibitor to prevent staining.
- 3. Ensure all pool equipment is working properly. Backwash the filter system following manufacturer's directions.
- 4. Check water pH, alkalinity and calcium hardness with a test kit. Adjust pH to between 7.2 - 7.6 by adding [pH Down] {or} [pH Decreaser] to lower pH, or by adding [pH Up] {or} [pH Add] to raise pH. Adjust alkalinity to 80 - 125 ppm for plaster pools, 125 - 150 for vinyl or fiberglass pools by adding [Alkalinity Increaser] {or} [Alkalinity Plus]. Adjust calcium hardness to 200 - 275 ppm for plaster pools, 175 - 225 for vinyl or fiberglass pools by adding Calcium Hardness Increaser.

Dilution Directions

Always dilute product before addition to pool water. In a clean plastic container, dilute the required amount of this product in 3 to 4 gallons of pool or tap water. Stir and mix with a clean wooden or plastic utensil. With the pool pump and filter in operation, dispense the diluted solution equally around the inside edges of the pool.

NOW USE THIS PRODUCT TO TREAT VISIBLE ALGAE:

- 1. Add [Aqua Chem Balanced for Clean Pools Vinyl Pool Shock] {or} [PoolTime Vinyl Pool Shock] per Routine Shocking directions and allow to circulate one hour before proceeding to next step.
- 2. Following Dilution Directions above, add 8 fluid ounces of this product per 10,000 gallons of water.
- 3. If necessary, the next day brush dead algae off pool surfaces so it can be filtered away.
- 4. Two (2) days after adding this product, use a stain and scale inhibitor to tie up residual copper in pool water.
- 5. If algae still persists, repeat treatment 2-4 days after completing step 4.



NOW USE THIS PRODUCT TO PREVENT ALGAE GROWTH:

1. **Initial Treatment:** Following Dilution Directions above, apply 4 fluid ounces of this product per 10,000 gallons of water.
2. **Maintenance Treatment:** Following Dilution Directions above, apply 2 fluid ounces of this product per 10,000 gallons of water every two weeks.

Wait at least 15 minutes after application before entering pool.

{OPTIONAL INFORMATION IF CONTAINER SPACE PERMITS}

[Preventive maintenance is the most effective method for algae control. Prevention starts with a sound and comprehensive pool maintenance program.

- * Maintain a continuous sanitizer residual.
- * Stabilize outdoor chlorine pools with 40 ppm of cyanuric acid to avoid chlorine loss to sunlight.
- * Shock/superchlorinate pool water at least every other week.
- * Utilize a quality algicide for reserve protection.
- * Maintain proper pH balance.
- * Adjust water balance such as total alkalinity and calcium hardness.
- * Run pump/filter a minimum of 8 hours daily.]

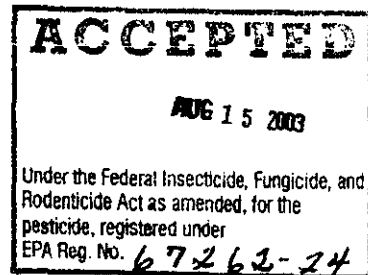

TO DETERMINE POOL CAPACITY: Rectangular Pools - Length times width times average depth (in feet) times 7.5 equals gallons.

Round and Oval Pools - Long diameter times short diameter times average depth (in feet) times 5.9 equals gallons.

STORAGE AND DISPOSAL Keep this product in original tightly closed container when not in use. Store in a cool, dry, well ventilated area away from heat or open flame. **CONTAINER DISPOSAL:** Do not reuse empty bottle. Wrap container and put in trash.

PRECAUTIONARY STATEMENTS

HAZARDS TO HUMANS AND DOMESTIC ANIMALS: DANGER: Corrosive. Causes irreversible eye damage and skin burns. May be fatal if swallowed. Do not get in eyes, on skin or on clothing. Wear goggles or safety glasses, rubber gloves, and protective clothing when handling this product. Irritating to nose and throat. Avoid breathing fumes. Wash thoroughly with soap and water after handling. Remove contaminated clothing and wash clothing before reuse.



4/4

FIRST AID: IF IN EYES: Hold eye open and rinse slowly and gently with water for 15-20 minutes. Remove contact lenses, if present, after the first 5 minutes, then continue rinsing eye. Call a poison control center or doctor for treatment advice. **IF ON SKIN OR CLOTHING:** Take off contaminated clothing. Rinse skin immediately with plenty of water for 15-20 minutes. Call a poison control center or doctor for treatment advice. **IF INHALED:** Move person to fresh air. If person is not breathing, call 911 or an ambulance, then give artificial respiration, preferably mouth-to-mouth, if possible. Call poison control center or doctor for treatment advice. **IF SWALLOWED:** Call poison control center or doctor immediately for treatment advice. Have person sip a glass of water if able to swallow. Do not induce vomiting unless told to do so by the poison control center or doctor. Do not give anything by mouth to an unconscious person.


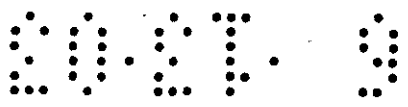
Have the product container or label with you when calling a poison control center or doctor, or going for treatment. [IN CASE OF MEDICAL EMERGENCY, CALL [1-303-623-5716] [1-877-800-5553] [telephone number supplied by supplemental registrant].]

Note to Physician: Probable mucosal damage may contraindicate the use of gastric lavage.

PHYSICAL OR CHEMICAL HAZARDS: Do not mix with other chemicals.

ENVIRONMENTAL HAZARDS: This pesticide is toxic to fish and aquatic organisms.

NOTE: Buyer assumes all responsibility for safety and use not in accordance with directions.



ACCEPTED
AUG 15 2003
Under the Federal Insecticide, Fungicide, and Rodenticide Act as amended, for the pesticide, registered under EPA Reg. No. 67262-24