

**MAGNA-BON PRO-TECK
 FOR WATER IN LAKES, PONDS, RESERVOIRS, IRRIGATION
 CONVEYANCE SYSTEMS, FOR CITRUS CANCKER
 CONTAMINATION WASH AND DRENCH STATIONS, FOR
 TREATMENT OF ROOFING MATERIALS , FOR TREATMENT
 OF CLAY AND COMPOSITION MATERIAL TENNIS COURTS
 AND FOR USE AS A FUNGICIDE ON ORNAMENTALS AND
 NON-EDIBLES**

Ingredients

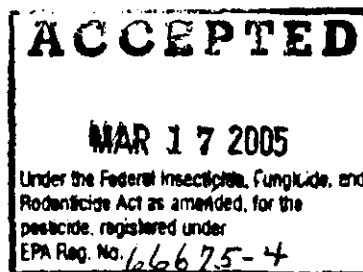
Active Ingredient:	
Copper Sulfate Pentahydrate*.....	19.8%
Other Ingredients:.....	80.2%
Total.....	100.0%

*Equivalent to 5.0% metallic copper
 A Chelated Copper Product

EPA REG. NO. 66675-4
 EPA EST. NO. 66675-FL-001
 LOT NO. _____

Net Contents: 1 U.S. Gallon	9.45 Liters
9.9 Lbs. Per U.S. Gallon	1.188 kg/l

Manufactured by: The New Magna-Bon Corp., Inc.
 1531 NW 25th Drive
 Okeechobee, Fl. 34972-2046
 1-863-357-0400



KEEP OUT OF REACH OF CHILDREN DANGER

Si usted no entiende la etiqueta, busque a alguien para que se la explique en detalle. (If you do not understand this label, find someone to explain it to you in detail.)

FIRST AID	
If in Eyes	<ul style="list-style-type: none"> • Hold eye open and rinse slowly and gently with water for 15-20 minutes. • Remove contact lenses, if present, after the first 5 minutes, then continue rinsing. • Call a poison control center or doctor for treatment advice.
If Swallowed	<ul style="list-style-type: none"> • Call a poison control center or doctor immediately for treatment advice. • Have a person sip a glass of water if able to do so. • Do not induce vomiting unless told to by a poison control center or doctor. • Do not give anything to an unconscious person.
If Inhaled	<ul style="list-style-type: none"> • Move person to fresh air. • If person is not breathing, call 911 or an ambulance, and then give artificial respiration, preferably mouth-to-mouth, if possible. • Call a poison control center or doctor for further treatment advice.
If on Skin	<ul style="list-style-type: none"> • Take off contaminated clothing. • Rinse skin immediately with plenty of water for 15-20 minutes. • Call a poison control center or doctor for treatment advice.
<p>HOT LINE NUMBER Have the product container or label with you when calling a Poison Control Center or Doctor or going for treatment. You may also contact 1-800-424-9300 (Chemtrec) for emergency medical treatment information.</p>	

ACCEPTED

MAR 17 2005

Under the Federal Insecticide, Fungicide, and
 Rodenticide Act as amended, for the
 pesticide registered under
 EPA Reg. No. 66675-4

DIRECTIONS FOR USE

It is a violation of Federal Law to use this product in a manner inconsistent with its labeling. Do not apply this product in a way that will contact workers or other persons, either directly or through drift. Only protected handlers may be in the area during application. For any requirements specific to your State or Tribe, consult the agency responsible for pesticide regulation.

PRODUCT USES: Magna-Bon Pro-Teck is a copper sulfate pentahydrate formulation used to control odors and algae in lakes, ponds, reservoirs and irrigation conveyance systems; and for citrus canker contamination wash and drench stations, treatment of algae, bacteria and fungi on roofing materials, clay and composition material tennis courts, and for use as a fungicide on ornamentals and non-edibles.

FOR TREATING WATER IN LAKES, PONDS AND RESERVOIRS: This product is not intended to produce water that meets drinking water standards. For suppression of bacterial odors and for control of algae, apply in late spring or early summer when algae and bacteria first appear. The dosages are variable and depend upon algae/bacteria species, water hardness, water temperature, amount of algae/bacteria present, as well as whether water is clear, turbid, flowing or static. Preferably, the water should be clear with the temperature above 60°F or 15.6°C. Higher dosages are required at lower temperatures, higher algae/bacterial concentration, and for hard waters.

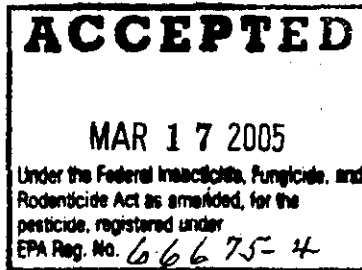
Application of Magna-Bon Pro-Teck may be done in a variety of ways including, but not limited to, pouring the required amount directly from the container into lakes, ponds, reservoirs or irrigation canals. It may be applied by first diluting the required amount of this product with enough water to ensure even distribution with the type of equipment being used and then applied through hand or power sprayer or underwater injection.

Several application points speed up dispersal. Static water requires less chemical for algae/bacteria control than does flowing water. Use higher doses for Chara and Nitella (aquatic plants) and lower doses for filamentous algae (pond scum) and planktonic algae. If there is uncertainty about the dosages, begin with a lower dose and increase until control is achieved, or until the maximum allowable level has been reached.

The application rates in the chart below are based on static or flow conditions.

- Identify the algae/aquatic plant growth present as one of the following: planktonic, filamentous, Chara or Nitella.
- Determine the surface area and average depth treated.
- Refer to the chart below to determine gallons of Magna-Bon Pro-Teck to apply per surface acre.

3/21



**Application Rates
Gallons per Surface Acre**

Algae/Aquatic Plant	ppm Copper	Average Depth in Feet			
		1	2	3	4
Planktonic	0.2	1.1	2.2	3.3	4.4
Filamentous	0.2	1.1	2.2	3.3	4.4
Chara	0.4	2.2	4.4	6.6	8.8
Nitella	0.4	2.2	4.4	6.6	8.8
Odor Control	1.0	5.45	10.9	16.3	21.8

Application rates for depths greater than 4 feet may be obtained by adding the rates above to give proper depth. Do not exceed a copper concentration of 1.0 ppm copper in treated water.

One acre/foot = 326,000 gallons (one acre = 43,560 square feet)
Cubic feet X 7.48 = gallons

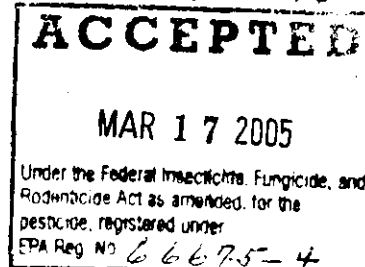
Treatment of algae can result in oxygen loss from the decomposition of dead algae. This loss can cause fish suffocation. If the algae cover more than one-third (1/3) of the total water area, treat in sections. Treat one-third (1/3) to one-half (1/2) of the water area in a single operation and wait ten (10) to fourteen (14) days between treatments.

Begin treatment along the shore and proceed outward in bands to allow fish to move to untreated areas. In regions where ponds freeze in winter, treatment should be done six (6) to eight (8) weeks before expected freeze to prevent masses of decaying algae under an ice cover. Trout and certain other species of fish may be killed at recommended application rates, especially in soft or acidic waters. Before treating bodies of water, consult proper State authorities, such as fisheries commission or conservation department to obtain any necessary permits.

For algae/bacterial odor control, apply one (1) gallon Magna-Bon Pro-Teck to each sixty thousand (60,000) gallons of water. For treating waters destined to be used as potable water (after passing through a drinking water treatment plant), do not exceed one (1) gallon Magna-Bon Pro-Teck to each sixty thousand (60,000) gallons of water (1 ppm copper).

IRRIGATION CONVEYANCE SYSTEMS

In Irrigation Conveyance Systems: For continuous addition, add one (1) gallon Magna-Bon Pro-Teck to each sixty thousand (60,000) gallons of water. For conveyance systems longer than ten (10) miles, it is recommended that the above dosage be dispersed among injection points every ten (10) miles. However, do not exceed the total dosage of one (1) gallon Magna-Bon Pro-Teck to each sixty thousand (60,000) gallons of water.



CITRUS CANCKER CONTAMINATION WASH AND DRENCH STATIONS

In Citrus Canker Contamination Wash and Drench Stations: For the prevention of the spread of Citrus Canker Disease between hard, non-porous surfaces and from these surfaces to citrus plants (not for treatment of infected citrus plants). Before adding Magna-Bon Pro-Teck to tank, adjust pH of carrier water to seven (7) or below.

Treat all trucks, vehicles, and equipment thoroughly at the dilution rate of one (1) gallon Magna-Bon Pro-Teck to each one thousand (1,000) gallons of water. Treatment can be applied to all hard, non-porous clothing (not being worn), trucks, attached trailers, field harvesting equipment, including cargo areas, wheels, tires, under carriage, hood, roof, fenders and any other parts of transportation equipment that can be taken into infested areas.

Treatments are made by trigger spraying (use a coarse spray), dipping or brushing. Do not apply to soft, porous clothing and footwear worn. These soft porous clothing should be laundered separately without the application of this product. Wetted objects must stay wet for a minimum of sixty (60) seconds. Pre-clean all surfaces before treatment.

TREATMENT OF ROOFING MATERIALS

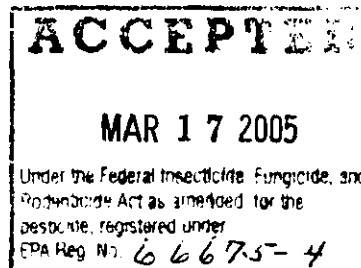
For the Control of Algae, Bacteria and Fungi on Roofing Materials: This treatment is effective on, asphalt shingles (all types), concrete, clay, barrel/flat tile and stone roofs.

Application should be made by professional applicators only. Pre-cleaning the roof (pressure cleaning) is only to be done to concrete, clay or stone roofs and only when there is a heavy discoloration due to algae, bacteria and fungi infestation.

For the control of algae, bacteria and fungi on these types of roofing materials, use a dilution rate of four fluid ounces of Magna-Bon Pro-Teck to one gallon of water. This dilution will cover approximately 100 square feet. Application is to be made by a professional applicator using a low-pressure wand sprayer with a fine mist tip. For best results, application should be made while standing on the roof and spraying from a distance of 1.5 to 2 feet. Apply when a period of no significant rain is expected. No rinsing is required.

For asphalt shingles, never pre-clean. Use a dilution of four fluid ounces per one gallon of water. If the roof shows a heavy infestation of algae, bacteria and fungi (dirty roof), a stronger dilution of six fluid ounces per one gallon of water should be used. This dilution will cover approximately 100 square feet. Application is to be made by a professional applicator using a low-pressure wand sprayer with a fine mist tip. For best results, application should be made while standing on the roof and spraying from a distance of 1.5 to 2 feet. Apply when a period of no significant rain is expected. No rinsing is necessary.

5/21



6/21

One application will eliminate the infestation of algae, bacteria and fungi and return the roofing materials to their original color within 3-6 months. With moderate rain events, this time may be reduced in half. Treatment of all types of roofing materials will last upwards of two years. Do not apply directly to foliage, grass, or trees and direct any run-off from the roof and gutters away from foliage, grass, and trees to prevent any damage. Application may be made on all roofing materials within the temperature range of 32° and 150° Fahrenheit.

TREATMENT OF CLAY AND COMPOSITION MATERIAL TENNIS COURTS

For Control of Algae, Bacteria and Fungi on Clay and Composition Material Tennis Courts: Application should be made by trained applicators only. Pre-cleaning of the court is necessary only to remove surface debris as in sweeping.

For the control of algae, bacteria and fungi on clay and composition material tennis courts, use a dilution rate of four (4) fluid ounces of Magna-Bon Pro-Teck per one (1) gallon of water. This dilution will cover approximately 100 square feet. Application should be made using a low pressure wand sprayer with a fine mist tip. (I.e. back pack sprayer). For best results, spray from a distance of 1.5 to 2 feet. Apply when a period of no significant rain is expected. No rinsing is necessary. For initial treatment with an extremely heavy infestation of algae, bacteria and fungi, a dose of one (1) quart per one (1) gallon of water may be needed. Avoid run off wherever possible. Do not apply directly to foliage, grass or trees to prevent damage. Application may be made on clay courts within the temperature range of 32° and 150° Fahrenheit.

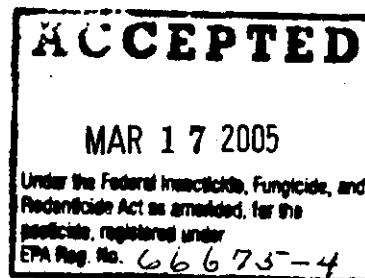
Re-treatment of courts is dependent on variations in weather conditions. In cooler, drier temperatures, treatment will last 6 months to a year with spot re-treatments being done as needed, with doses as low as one (1) fluid ounce per one (1) gallon of water. In hotter, more humid temperatures, treatments will last 1 to 6 months with spot re-treatments being done as needed with doses as high as six (6) fluid ounces per one (1) gallon of water.

FOR USE AS A FUNGICIDE ON ORNAMENTALS AND NON-EDIBLES: To use as a fungicide, the following directions apply.

Magna-Bon Pro-Teck can be applied with any type of application equipment that gives uniform coverage of all foliage, including ground, aerial and low volume sprayers as specified on this label. Equipment used for application should be PVC or stainless steel. Magna-Bon Pro-Teck is compatible with most fungal and insecticidal biopesticides when applied at least 2 days before or after application of the biopesticide.

Do not mix with acidic compounds such as Alliette, nor apply Magna-Bon Pro-Teck within 14 days before or after application of same.

6/21



Phytotoxicity - Although Magna-Bon Pro-Teck has been tested on wide varieties of ornamental plants without phytotoxicity, there could be some varieties and cultivars, that because of environmental factors and stages of growth, could possibly foster symptoms.

Liquid equivalents: one fluid ounce = 29.5 milliliters = 6 teaspoons

Personal Protective Equipment

Personal Protective Equipment: Some material that are chemical-resistant to this product are listed below. Applicators and other handlers must wear:

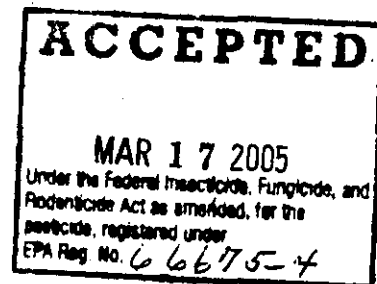
- long sleeved shirt
- long pants
- chemical resistant gloves made of barrier laminate, butyl rubber, nitrile rubber, neoprene rubber, natural rubber, polyethylene, polyvinylchloride or viton
- protective eyewear
- shoes plus socks.

Follow manufacturer's instructions for cleaning and maintaining PPE. If no such instructions for washables, use detergent and hot water. Keep and wash PPE separately from other laundry.

USER SAFETY RECOMMENDATIONS

Users should:

- Wash hands before eating, drinking, chewing gum, using tobacco or using the toilet.
- Remove clothing immediately if pesticide gets inside. Then wash thoroughly and put on clean clothing.



AGRICULTURAL USE REQUIREMENTS

Use this product only in accordance with its labeling and with the Worker Protection Standard, 40 CFR part 170. This standard contains requirements for the protection of agricultural workers on farms, forests, nurseries, greenhouses and handlers of agricultural pesticides. It contains requirements for training, decontamination, notification and emergency assistance. It also contains specific instructions and exceptions pertaining to the statements on this label about personal protective equipment (PPE), notification to workers, and restricted-entry intervals. The requirements in this box only apply to uses of this product that are covered by the Worker Protection Standard.

Do not enter or allow worker entry into treated areas during the restricted entry interval (REI) of 24 hours.

PPE required for early entry to treated areas that is permitted under the Worker Protection Standard and that involves contact with anything that has been treated, such as plants, soil, water, is: coveralls, protective eyewear, chemical resistant gloves, and shoes plus socks.

NON-AGRICULTURAL USE REQUIREMENTS

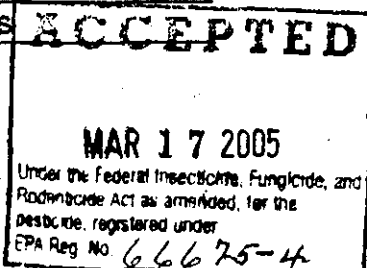
The requirements in this box apply to uses of this product that are not within the scope of the Workers Protection Standard for agricultural pesticides, 40 CFR part 170. The WPS applies when this product is used to produce agricultural plants on farms, forests, nurseries or greenhouses. Do not allow re-entry into treated areas until sprays have dried.

The mixing rate in fluid ounces Magna-Bon Pro-Teck per 10 gallons of water.

SOIL DRENCH AND FOLIAR APPLICATIONS

Plant	Disease	Rate
Azalea	Cylindrocladium	3-4 fluid ounces
	Rhizoctonia	3-4 fluid ounces
Cyclamen	Erwinia	2-3 fluid ounces
Ferns	Rhizoctonia	2-4 fluid ounces
Geranium	Botyrtis	3-4 fluid ounces
Impatiens	Phytophthora	3-4 fluid ounces
Japanese Maple	Verticillium	3-4 fluid ounces
Periwinkle	Phytophthora	2-3 fluid ounces
Poinsettia	Rhizoctonia	3-4 fluid ounces
Rhododendron	Rhizoctonia	3-4 fluid ounces
Rose	Black Spot	3-4 fluid ounces
	Cylindrocladium	3-4 fluid ounces
Spathiphyllum	Cylindrocladium	3-4 fluid ounces
	Phytophthora	3-4 fluid ounces
Philodendron Selloum	Fireblight	4 fluid ounces

8/21



TROPICAL FOLIAGE PLANTS

Plant	Disease	Rate
Ferns	Botrytis	2-3 fluid ounces
	Erwinia	2-3 fluid ounces
Hibiscus	Botrytis	2-3 fluid ounces
	Pseudomonas	2-3 fluid ounces
	Xanthomonas	2-3 fluid ounces
Ivy	Botrytis	2-3 fluid ounces
	Xanthomonas	2-6 fluid ounces
Palms	Botrytis	2-3 fluid ounces
	Erwinia	2-3 fluid ounces
	Pseudomonas	2-3 fluid ounces
	Xanthomonas	2-3 fluid ounces
Spathiphyllum	Botrytis	2-3 fluid ounces
	Cylindrocladium	2-3 fluid ounces
	Phytophthora	2-4 fluid ounces
Topical Foliage (Most all)	Botrytis	2-3 fluid ounces
	Powdery Mildew	2-3 fluid ounces
	Erwinia	3-6 fluid ounces
	Pseudomonas	3-6 fluid ounces
	Xanthomonas	3-6 fluid ounces

ANNUAL/PERENNIAL PLANTS

Plant	Disease	Rate
Alyssum	Botrytis	2-3 fluid ounces
	Downy Mildew	2-3 fluid ounces
Anemone	Powdery Mildew	2-3 fluid ounces
Aster	Powdery Mildew	2-3 fluid ounces
Begonia	Botrytis	2-3.5 fluid ounces
	Powdery Mildew	2-3.5 fluid ounces
	Xanthomonas	2-3.5 fluid ounces
Carnation	Powdery Mildew	2-3 fluid ounces
Chrysanthemum	Pseudomonas	2-3 fluid ounces
Coleus	Powdery Mildew	2-3 fluid ounces
Columbine	Powdery Mildew	2-3 fluid ounces
Coneflower	Powdery Mildew	2-3 fluid ounces
Coreopsis	Powdery Mildew	2-3 fluid ounces
Cuphea	Powdery Mildew	2-3 fluid ounces
Dahlia	Powdery Mildew	2-3 fluid ounces
Daisy	Powdery Mildew	2-3 fluid ounces
Dianthus	Powdery Mildew	2-3 fluid ounces
Daylily	Powdery Mildew	2-3 fluid ounces
Delphinium	Powdery Mildew	2-3 fluid ounces

ACCEPTED

MAR 17 2005

Under the Federal Insecticide, Fungicide, and
Rodenticide Act as amended, for the
pesticide, registered under
EPA Reg. No. 66675-4

10/21

ANNUAL/PERENNIAL PLANTS Cont.

Plant	Disease	Rate
Echinacea	Powdery Mildew	2-3 fluid ounces
Fuchsia	Botrytis	2-3 fluid ounces
	Powdery Mildew	2-3 fluid ounces
Geranium	Botrytis	2-3 fluid ounces
	Rust	2-3 fluid ounces
	Pseudomonas	2-5 fluid ounces
	Xanthomonas	2-5 fluid ounces
Hollyhock	Powdery Mildew	2-3 fluid ounces
Hosta	Botrytis	2-3 fluid ounces
	Erwinia	2-4 fluid ounces
Impatiens	Botrytis	2-3 fluid ounces
	Alternaria	2-4 fluid ounces
	Powdery Mildew	2-3 fluid ounces
	Pseudomonas	2-4 fluid ounces
Lantana	Powdery Mildew	2-3 fluid ounces
Liatris	Powdery Mildew	2-3 fluid ounces
Lobelia	Powdery Mildew	2-3 fluid ounces
Lupine	Powdery Mildew	2-3 fluid ounces
Marigold	Powdery Mildew	2-3 fluid ounces
Monarda	Powdery Mildew	2-3 fluid ounces
New Guinea Impatiens	Botrytis	2-3 fluid ounces
	Powdery Mildew	2-3 fluid ounces
Pansy	Botrytis	2-3 fluid ounces
	Phytophthora	2-3 fluid ounces
Pentas	Powdery Mildew	2-3 fluid ounces
Periwinkle	Botrytis	2-3 fluid ounces
	Phytophthora	2-3 fluid ounces
Petunia	Powdery Mildew	2-3 fluid ounces
Phlox	Powdery Mildew	2-3 fluid ounces
Poppy	Powdery Mildew	2-3 fluid ounces
Primrose	Powdery Mildew	2-3 fluid ounces
Ranunculus	Powdery Mildew	2-3 fluid ounces
Rudbeckia	Powdery Mildew	2-3 fluid ounces
Salvia	Powdery Mildew	2-3 fluid ounces
Sedum	Powdery Mildew	2-3 fluid ounces
Snapdragon	Botrytis	2-3 fluid ounces
	Downy Mildew	2-3 fluid ounces
	Rust	2-3 fluid ounces
Verbena bona	Powdery Mildew	2-3 fluid ounces
Veronica	Powdery Mildew	2-3 fluid ounces

10/21

ACCEPTED

MAR 17 2005

Under the Federal Insecticide, Fungicide, and
Rodenticide Act as amended, for the
pesticide, registered under
EPA Reg. No. 66675-4

11/21

ANNUAL/PERENNIAL PLANTS Cont.

Plant	Disease	Rate
Vinca	Powdery Mildew	2-3 fluid ounces
Viola	Powdery Mildew	2-3 fluid ounces
Zinnia	Botrytis	2-3 fluid ounces
	Powdery Mildew	2-3 fluid ounces
	Pseudomonas	2-3 fluid ounces
	Xanthomonas	2-3 fluid ounces

POTTED FLOWERING PLANTS

Plant	Disease	Rate
African Violet	Botrytis	2-3 fluid ounces
	Powdery Mildew	2-3 fluid ounces
Azalea	Botrytis	2-3.5 fluid ounces
	Colletotrichum	2-3.5 fluid ounces
	Cylindrocladium	2-4 fluid ounces
Calla Lily	Botrytis	2-3 fluid ounces
	Erwinia	2-3 fluid ounces
Chrysanthemum	Botrytis	2-3 fluid ounces
	Crown Gall	2-3 fluid ounces
	Erwinia	2-3 fluid ounces
	Powdery Mildew	2-3 fluid ounces
Cineraria	Botrytis	2-3 fluid ounces
Cyclamen	Botrytis	2-3 fluid ounces
	Erwinia	2-3 fluid ounces
Daffodil	Botrytis	2-3 fluid ounces
Easter Lily	Botrytis	2-3 fluid ounces
Exacum	Botrytis	2-3 fluid ounces
Gerbera	Botrytis	2-3 fluid ounces
	Powdery Mildew	2-3 fluid ounces
Gloxinia	Botrytis	2-3 fluid ounces
Holiday Cactus	Botrytis	2-3 fluid ounces
	Erwinia	2-5.6 fluid ounces
	Pseudomonas	2-5.6 fluid ounces
	Xanthomonas	2-5.6 fluid ounces
Hyacinth	Botrytis	2-3 fluid ounces
Hydrangea	Botrytis	2-3 fluid ounces
	Powdery Mildew	2-3 fluid ounces
Iris	Botrytis	2-3 fluid ounces
	Erwinia	2-3 fluid ounces
Kalanchoe	Botrytis	2-3 fluid ounces
	Erwinia	2-4 fluid ounces
	Powdery Mildew	2-4 fluid ounces

11/21

ACCEPTED

MAR 17 2005

Under the Federal Insecticide, Fungicide, and
Rodenticide Act as amended for the
pesticide registered under
EPA Reg. No. 62667-5-4

12/21

POTTED FLOWERING PLANTS Cont.

Plant	Disease	Rate
Lisianthus	Botrytis	2-2.5 fluid ounces
	Erwinia	2-5 fluid ounces
	Pseudomonas	2-5 fluid ounces
	Xanthomonas	2-5 fluid ounces
Poinsettia	Botrytis	2-3 fluid ounces
	Scab	2.5-4.5 fluid ounces
	Powdery Mildew	2-3 fluid ounces
	Erwinia	2-3 fluid ounces
	Xanthomonas	2-5 fluid ounces
Primula	Botrytis	2-3 fluid ounces
	Erwinia	2-3 fluid ounces
Rose Bush	Black Spot	2-3.5 fluid ounces
	Botrytis	2-3 fluid ounces
	Cylindrocladium	2-3 fluid ounces
	Downy Mildew	2-3 fluid ounces
	Powdery Mildew	2-3 fluid ounces
Tulip	Botrytis	2-3 fluid ounces

NURSERY CROPS

Plant	Disease	Rate
Azalea	Anthracnose	2-3.5 fluid ounces
	Botrytis	2-3.5 fluid ounces
	Cylindrocladium	2-4 fluid ounces
Cherry Laurel	Xanthomonas	2-5.4 fluid ounces
Conifers	Botrytis	2-3 fluid ounces
	Diplodia	1.5-2.5 fluid ounces
Crape Myrtle	Botrytis	2-3.5 fluid ounces
	Powdery Mildew	2.5-4 fluid ounces
Dogwood	Botrytis	2-3 fluid ounces
	Powdery Mildew	2.5-3.5 fluid ounces
Elm	Erwinia	3-4.5 fluid ounces
Hydrangea	Botrytis	2-3 fluid ounces
	Powdery Mildew	2-3 fluid ounces
Indian Hawthorne	Botrytis	2-3 fluid ounces
	Entomosporium	2-3.5 fluid ounces
Japanese Maple	Botrytis	2-3 fluid ounces
	Verticillium	2-3 fluid ounces
	Pseudomonas	2-3 fluid ounces
Lilac	Botrytis	2-3 fluid ounces
	Pseudomonas	2-3 fluid ounces
	Powdery Mildew	2-3 fluid ounces
Oak	Anthracnose	2-3 fluid ounces

12/21

ACCEPTED

MAR 17 2005

Under the Federal Insecticide, Fungicide, and Rodenticide Act as amended, for the pesticide, registered under EPA Reg. No. 66675-4

13/21

NURSERY CROPS Cont.

Plant	Disease	Rate
Photinia	Entomosporium	2-3.5 fluid ounces
Pinus	Dothistroma	2-3 fluid ounces
Cotoneaster, Malus	Apple Scab	4-4.5 fluid ounces
Mountain Ash	Botrytis	2-3 fluid ounces
Orn. Crabapple	Fireblight	3-4.5 fluid ounces
Rhododendron	Botrytis	2-3 fluid ounces
	Cylindrocladium	2-3 fluid ounces
Silver Buttonwood	Powdery Mildew	4 fluid ounces
Sycamore	Anthracnose	4-5 fluid ounces
	Botrytis	2-3 fluid ounces

SHRUBS AND VINES

Treat the following shrubs and vines for Botrytis at 2-3 fluid ounces per 10 gallons of water. Barberry, Bougainvillea, Cornus, Euonymus Forsythia, Holly, Paeonia, Philadelphus, Physocarpus, Potentilla, Ribes, Rosa, Spirea, Viburnum, Weigela and Wisteria.

DECIDUOUS

Treat the following deciduous varieties for Botrytis at 2-3 fluid ounces per 10 gallons of water: Acer, Betula, Celtis, Cercis, Crataegus, Ficus, Fraxinus, Ginko, Gleditsia, Magnolia, Malus, Populus, Prunus, Pyrus and Tilia.

CONIFERS

Treat the following conifers for Botrytis at 2-3 fluid ounces per 10 gallons of water: Abies, Juniper, Picea, Pinus, Pittosporum, Pseudotsuga, Taxus, Thuja and Tsuga.

TURFGRASS

Treat turfgrass for black algae and moss at the following rate: Apply 6 fluid ounces per 10 gallons of water. This should then be applied to 1000 square feet of infested grass.

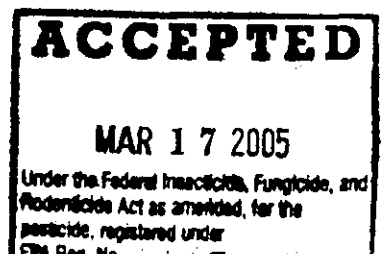
GENERAL CHEMIGATION INSTRUCTIONS

Apply this product only through one or more of the following types of systems: Sprinkler including center pivot, lateral move, end row, side (wheel) roll, traveler, big gun, solid set or hand move: flood (basin); furrow; border or drip (trickle) irrigation and system(s). Do not apply this product through any other type of irrigation system.

Crop injury, lack of effectiveness, or illegal pesticide residues in the crop can result from non-uniform distribution of treated water.

If you have questions about calibration, you should contact State Extension Service specialists, equipment manufacturers or other experts.

13/21



GENERAL CHEMIGATION INSTRUCTIONS Cont.

Do not connect an irrigation system (including greenhouse systems) used for pesticide application to a public water system unless the pesticide label prescribed safety device for public water systems are in place.

A person knowledgeable of the chemigation system and responsible for its operation or under the supervision of the responsible person, shall shut the system down and make necessary adjustments should the need arise. Posting areas to be chemigated is required when 1) any part of a treated area is within 300 feet of sensitive areas such as a residential areas, labor camps, businesses, day care centers, hospitals, in-patient clinics, nursing homes or any public areas such as schools, parks, playgrounds or other public facilities not including public roads, or 2) when chemigated area is open to the public such as golf courses or retail greenhouses.

Posting must conform to the following requirements. Treated areas shall be posted with signs at all usual points of entry and along likely routes of approach from the listed sensitive area. When there are no usual points of entry, signs must be posted in the corners of the treated areas and in any other locations affording maximum visibility to sensitive areas. The printed side of the sign should face away from the treated area toward the sensitive areas. The signs shall be printed in English. Signs must be posted prior to application and must remain posted until foliage has dried and soil surface water has disappeared. Signs may remain in place indefinitely as long as they are composed of materials to prevent deterioration and maintain legibility for the duration of the posting period.

All words shall consist of letter of at least 2 1/2 inches tall, and all letters and the symbol shall be a color which sharply contrasts with their immediate background. At the top of the sign shall be the words KEEP OUT, followed by an octagonal stop sign symbol at least 8 inches in diameter containing the word STOP. Below the symbol shall be the words PESTICIDES IN IRRIGATION WATER.

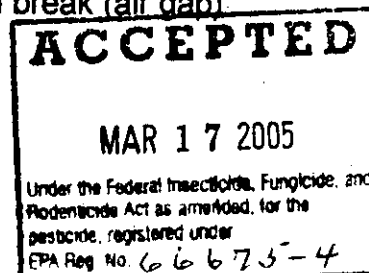
This sign is in addition to any sign posted to comply with the Workers Protection Standard.

CHEMIGATION SYSTEMS CONNECTED TO PUBLIC WATER SYSTEMS

Public water system means a system for the provision to the public of piped water for human consumption if such system has at least 15 service connections or regular serves an average of at least 25 individuals daily at least 60 days out of the year.

Chemigation systems connected to public water systems must contain a functional, reduced-pressure zone, backflow preventer (RPZ) or the functional equivalent in the water supply line upstream from the point of pesticide introduction. As an option to the RPZ, the water from the public water system should be discharged into a reservoir tank prior to pesticide introduction. There shall be a complete physical break (air gap)

14/21



CHEMIGATION SYSTEMS CONNECTED TO PUBLIC WATER SYSTEMS Cont.

between the flow outlet end of the fill pipe and the top of the overflow rim of the reservoir tank of at least twice the inside diameter of the fill pipe.

The pesticide injection pipeline must contain a functional, automatic, quick-closing check valve to prevent the flow of liquid back toward the injection.

The pesticide injection pipeline must contain a functional, normally closed, solenoid-operated valve located on the intake side of the injection pump and connected to the system interlock to prevent fluid from being withdrawn from the supply tank when the irrigation system is either automatically or manually shut down.

The system must contain functional interlocking controls to automatically shut off the pesticide injection pump when the water pump motor stops, or in cases where there is no water pump, when the water pressure decreases to the point where the pesticide distribution is adversely affected.

Systems must use a metering pump, such as a positive displacement injection pump (i.e. diaphragm pump) effectively designed and constructed of materials that are compatible with pesticides and capable of being fitted with a system interlock.

Do not apply when wind speed favors drift beyond the area intended for treatment.

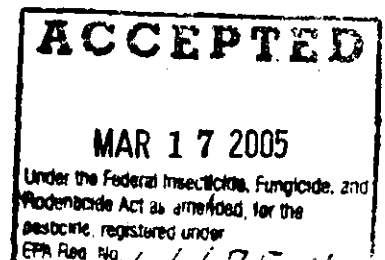
When mixing, agitation is not necessary. Adjust the pH of the water to 7 or below. If using stickers, spreaders, insecticides, nutrients, etc., add the Magna-Bon Pro-Teck last. If compatibility is in question, use a compatibility jar test before mixing a whole tank. Because of a wide variety of possible combinations which can be encountered, observe all cautions and limitations on the label of all products used in the mixtures. Do not mix with pot ash.

Magna-Bon Pro-Teck may be added through a traveling irrigation system continuously or at the last 30 minutes of solid set or hand moved irrigation systems. Magna-Bon Pro-Teck readily disperses and needs no agitation.

SPRINKLER CHEMIGATION

The system must contain a functional check valve, vacuum relief valve, and low pressure drain appropriately located on the irrigation pipeline to prevent water source contamination from back flow.

The pesticide injection pipeline must contain a functional, automatic, quick-closing check valve to prevent the flow of fluid back toward the injection pump.



SPRINKLER CHEMIGATION Cont.

The pesticide injection pipeline must also contain a normally closed, solenoid-operated valve located on the intake side of the injection pump and connected to the system interlock to prevent fluid from being withdrawn from the supply tank when the irrigation system is either automatically or manually shut down.

The system must contain functional interlocking controls to automatically shut off the pesticide injection pump when the water pump motor stops.

The irrigation line or water pump must include a functional pressure switch which will stop the water pump motor when the water pressure decreases to the point where pesticide distribution is adversely affected.

Systems must use a metering pump, such as a positive displacement pump (i.e. diaphragm pump) effectively designed and constructed of materials that are compatible with pesticides and capable of being fitted with a system interlock.

Do not apply when wind speed favors drift beyond the area intended for treatment.

When mixing, agitation is not necessary. Adjust the pH of the carrier water to or below. If using stickers, spreaders, insecticides, nutrients, etc., add the Magna-Bon Pro-Teck last. If compatibility is in question, use a compatibility jar test before mixing a whole tank. Because of a wide variety of possible combinations which can be encountered, observe all cautions and limitations on the label of all products used in the mixtures. Do not mix with pot ash.

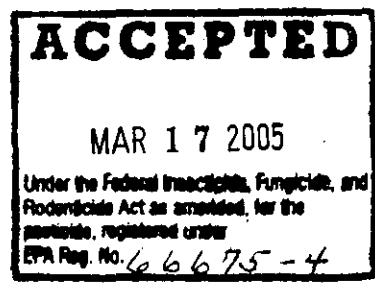
Magna-Bon Pro-teck may be added through a traveling irrigation system or at the last 30 minutes of solid set or hand moved irrigation systems. Magna-Bon Pro-Teck readily disperses and needs no agitation.

FLOOR (BASIN), FURROW AND BORDER CHEMIGATION

Systems using a gravity flow pesticide dispensing system must meter the pesticide into the water at the head of the field and downstream of a hydraulic discontinuity such as a drop structure or weir box to decrease potential for water source contamination from back flow if water flow stops.

Systems utilizing a pressurized water and pesticide injection system must meet the following requirements:

- a. The system must contain a functional check valve, vacuum relief valve, and low pressure drain appropriately located on the irrigation pipeline prevent water source contamination from back flow.
- b. The pesticide injection pipeline must contain a functional, automatic, quick-closing check valve to prevent the flow of liquid back toward the injection pump.



FLOOR (BASIN), FURROW AND BORDER CHEMIGATION Cont.

The pesticide injection pipeline must also contain a functional, normally closed, solenoid-operated valve located on the intake side of the injection pump and connected to the system interlock to prevent fluid from being withdrawn from the supply tank when the irrigation system is either automatically or manually shut down.

d. The system must contain functional interlocking controls automatically shut off the pesticide injection pump when the water pump motor stops.

e. The irrigation line or water pump must include a functional pressure switch which will stop the water pump motor when the water pressure decreases to the point where pesticide distribution is adversely affected.

f. Systems must use a metering pump, such as a positive displacement injection pump (i.e. diaphragm pump) effectively designed and constructed of materials that are compatible with pesticides and capable of being fitted with a system interlock.

When mixing, agitation is not necessary. Adjust the pH of the carrier water to 7 or below. If using stickers, spreaders, insecticides, nutrients, etc., add the Magna-Bon Pro-Teck **last**. If compatibility is in question, use a compatibility jar test before mixing a whole tank. Because of a wide variety of possible combinations which can be encountered, observe all cautions and limitations on the label of all products used on the mixtures. Do not mix with pot ash.

Magna-Bon Pro-Teck may be added through a traveling irrigation system continuously or at the last 30 minutes of solid set or hand moved irrigation systems. Magna-Bon Pro-Teck readily disperses and needs no agitation.

DRIP (TRICKLE) CHEMIGATION

The system must contain a functional check valve, vacuum relief valve and low pressure drain appropriately located on the irrigation pipeline to prevent water source contamination from back flow.

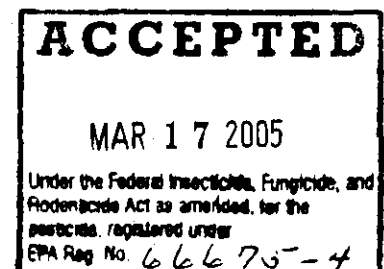
The pesticide injection pipeline must contain a functional, automatic, quick-closing check valve to prevent the flow of liquid back toward the injection pump.

The pesticide injection pipeline must also contain a functional, normally closed, solenoid-operated valve located on the intake side of the injection pump and connected to the system interlock to prevent fluid from being withdrawn from the supply tank when the irrigation system is either automatically or manually shut down.

The system must contain functional interlocking controls to automatically shut off the pesticide injection pump when the water pump motor stops.

The irrigation line or water pump must include a functional pressure switch which will stop the water pump motor when the water pressure decreases to the point where pesticide distribution is adversely affected.

17/21



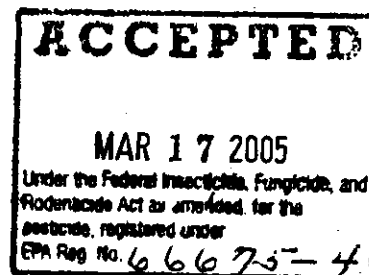
DRIP (TRICKLE) CHEMIGATION Cont.

Systems must use a metering pump such as a positive displacement injection pump (i.e. diaphragm pump) effectively designed and constructed of materials that are compatible with pesticides and capable of being fitted with a system interlock.

When mixing, agitation is not necessary. Adjust the pH of the water to 7 or below. If using stickers, spreaders, insecticides nutrients, etc., add the Magna-Bon Pro-Teck last. If compatibility is in question, use a compatibility jar test before mixing a whole tank. Because of a wide variety of possible combinations which can be encountered, observe all cautions and limitations on the label of all products used in the mixtures. Do not mix with pot ash. Magna-Bon Pro-Teck may be added through a traveling irrigation system continuously or at the last 30 minutes of solid set or hand moved irrigation systems. Magna-Bon Pro-Teck readily disperses and needs no agitation.

FOR SPRAY AND SOIL DRENCH APPLICATIONS

Always spray for total foliage coverage. When re-spraying, the rates and severity of the diseases vary with unforeseen conditions. However, in the event of severe disease, spraying intervals can be shortened to 3 to 5 days. At times, lower rates can be as effective as higher rates and, should be tried first. Usually, preventive programs may be maintained at the lower rates. Use of low volume spraying is effective against Botrytis and, not effective against established powdery mildew and Xanthomonas infections. Also, applications on actively growing tissue may be more effective than applications on dormant tissue.



STORAGE AND DISPOSAL

Do not contaminate water, food or feed by storage and disposal.

PESTICIDE STORAGE:

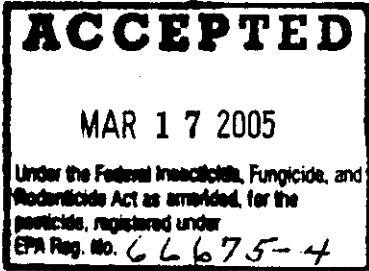
- Store in a safe place away from PETS AND KEEP OUT OF THE REACH OF CHILDREN.
- Store away from excessive heat.
- Magna-Bon Pro-Teck will freeze.
- Always keep container closed.
- Store Magna-Bon Pro-Teck in its original container only.
- Bulk Magna-Bon Pro-Teck shall be stored in 316L stainless steel, fiberglass, PVC's, polypropylene, or plastic equipment.
- Keep away from galvanized pipe and any nylon storage equipment.

PESTICIDE DISPOSAL:

- Wastes resulting from the use of this product may be disposed of on site or at an approved waste disposal facility.
- **If empty:** Do not reuse this container. Place in trash or offer for recycling if available.
- **If partly filled:** Call your local solid waste agency for disposal instructions. Never place unused product down any indoor or outdoor drain.
- Excess Magna-Bon Pro-teck should be disposed of through label use.
- Do not contaminate lakes, rivers or streams as it may cause fish kill.
- Pesticide waste are hazardous, improper disposal of excess waste, spray mixture or rinsate is a violation of Federal law.
- If these wastes can not be disposed of by use according to the label instructions, contact your State Pesticide or Environmental Control Agency, or Hazardous Waste representative at the nearest EPA Regional Office for guidance. In the event of a spill, neutralize with limestone or baking soda before disposal.
- Concentrate may deteriorate concrete.

CONTAINER DISPOSAL:

- Triple rinse (or equivalent).
- Then offer for recycling or reconditioning, or puncture and dispose of in a sanitary landfill, or incineration or if allowed by state and local authorities by burning.
- If burned, stay out of smoke.
- Rinsing and re-use of "totes" is permissible.



PRECAUTIONARY STATEMENTS

Hazard to Humans And Domestic Animals

DANGER

CORROSIVE:

- Causes irreversible eye damage.
- Causes skin irritation.
- Harmful if swallowed, absorbed through the skin or inhaled.
- May cause skin sensitization reactions in certain individuals.
- Do not get in eyes, on skin or on clothing. Avoid breathing spray mist. Prolonged or frequently repeated skin contact may cause allergic reactions in some individuals. Wear protective eyewear such as goggles, face shield, or safety glasses, longed sleeved shirt, long pants, chemical resistant gloves, socks and shoes. Wash thoroughly with soap and water after handling and before eating, drinking, chewing gum or using tobacco. Remove and wash contaminated clothing before reuse.

PHYSICAL OR CHEMICAL HAZARDS

CORROSIVE:

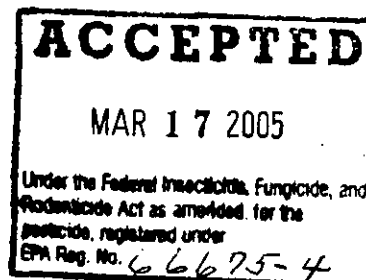
- Strong oxidizing agent.
- Do not use in concentrated form.
- Mix only with water in accordance with label instructions.
- Never bring concentrate in contact with other pesticides, cleaners or oxidative agents.

ENVIRONMENTAL HAZARDS

FOR TERRESTRIAL USES: This pesticide is toxic to fish and aquatic organisms. Do not apply directly to water or areas where surface water is present or to intertidal areas below the mean high mark. Do not contaminate water when disposing of equipment washwaters or rinsate. Drift and runoff may be hazardous to aquatic organisms in water adjacent to treated areas.

Application, handling or storage equipment must consists of either fiberglass, PVC's, polypropylene, viton, most plastics or 316L stainless steel. Never use mild steel, nylon, brass or copper around full strength Magna-Bon Pro-Teck. Always rinse equipment free and clean of Magna-Bon Pro-Teck with plenty of fresh clean water. Concentrate will destroy cotton and nylon clothing. Always store Magna-Bon Pro-Teck above 32°F. Do not allow Magna-Bon Pro-Teck to freeze. Freezing may cause separation. Seller makes no warranty for the performance of product that has been frozen.

20/21



21/21

LIMITED WARRANTY AND LIMITATION OF REMEDIES

Seller warrants that the product conforms to the chemical description and is reasonably fit for the purpose stated on the label for use under normal conditions, but makes no other warranties of FITNESS OR MERCHANTABILITY expressed or implied, or any other warranty if the product is used contrary to the label instructions or under abnormal conditions not foreseeable to the seller. In no case shall the seller be liable for more than the cost of the product to the buyer, and will in no event be liable for any consequential, special or indirect damages connected with the use or handling of this product. This product is offered and the buyer or user accepts its subject to the forgoing terms which may not varied.

ACCEPTED
MAR 17 2005
Under the Federal Insecticide, Fungicide, and
Rodenticide Act as amended for the
pesticide, registered under
EPA Reg. No. 66675-4