



UNITED STATES ENVIRONMENTAL PROTECTION AGENCY
WASHINGTON, DC 20460

OFFICE OF CHEMICAL SAFETY
AND POLLUTION PREVENTION

July 31, 2018

Beth Anderson
Arysta LifeScience North America, LLC
115401 Weston Parkway, Suite 150
Cary, NC 27513

Subject: Label Amendment – Minor label revisions and addition of me-too uses for barley, canola, dry beans/peas- master and supplemental labels
Product Name: TEPERA FUNGICIDE
EPA Registration Number: 66330-432
Application Date: 11/22/2017
Decision Number: 536276

Dear Ms. Anderson:

The amended label referred to above, submitted in connection with registration under the Federal Insecticide, Fungicide and Rodenticide Act, as amended, is acceptable. This approval does not affect any conditions that were previously imposed on this registration. You continue to be subject to existing conditions on your registration and any deadlines connected with them.


A stamped copy of your labeling is enclosed for your records. The master labeling supersedes all previously accepted labeling. You must submit one copy of the final printed labeling before you release the product for shipment with the new labeling. In accordance with 40 CFR 152.130(c), you may distribute or sell this product under the previously approved labeling for 18 months from the date of this letter. After 18 months, you may only distribute or sell this product if it bears this new revised labeling or subsequently approved labeling. "To distribute or sell" is defined under FIFRA section 2(gg) and its implementing regulation at 40 CFR 152.3.

Should you wish to add/retain a reference to the company's website on your label, then please be aware that the website becomes labeling under the Federal Insecticide Fungicide and Rodenticide Act and is subject to review by the Agency. If the website is false or misleading, the product would be misbranded and unlawful to sell or distribute under FIFRA section 12(a)(1)(E). 40 CFR 156.10(a)(5) list examples of statements EPA may consider false or misleading. In addition, regardless of whether a website is referenced on your product's label, claims made on the website may not substantially differ from those claims approved through the registration process. Therefore, should the Agency find or if it is brought to our attention that a website contains false or misleading statements or claims substantially differing from the EPA approved registration, the website will be referred to the EPA's Office of Enforcement and Compliance.

Page 2 of 2
EPA Reg. No. 66330-432
Decision No. 536276

Your release for shipment of the product constitutes acceptance of these conditions. If these conditions are not complied with, the registration will be subject to cancellation in accordance with FIFRA section 6. If you have any questions, please contact Maryam K. Muhammad by phone at 703-347-0301, or via email at Muhammad.maryam@epa.gov.

Sincerely,

A handwritten signature in black ink, appearing to be 'HJ', written over a circular scribble.

Hope Johnson, Product Manager 21
Fungicide Branch
Registration Division (7505P)
Office of Pesticide Programs

Enclosure

[Text in brackets is optional]
[Shake well before using.]

FLUOXASTROBIN | GROUP 11 | FUNGICIDE

TEPERA® FUNGICIDE

For Agricultural Uses

ACTIVE INGREDIENT:	_____	% BY WT.
Fluoxastrobin: [(1 <i>E</i>)-[2-[[6-(2-Chlorophenoxy)-5-fluoro-4-pyrimidinyl]oxy]phenyl] (5,6-dihydro-1,4,2-dioxazin-3-yl) methanone-O-methyloxime]		19.67%
OTHER INGREDIENTS:		80.33%
TOTAL:		100.0%

This product contains 1.82 pounds of fluoxastrobin per gallon (219.0 g per liter).

KEEP OUT OF REACH OF CHILDREN

CAUTION / PRECAUCIÓN

Si usted no entiende la etiqueta, busque a alguien para que se la explique a usted en detalle.
(If you do not understand the label find someone to explain it to you in detail.)

See [front][back][side][inside] panel for First Aid Instructions and [Leaflet][Booklet] for complete
Precautionary Statements and Directions for Use.

FIRST AID	
IF ON SKIN OR CLOTHING:	<ul style="list-style-type: none">• Take off contaminated clothing.• Rinse skin immediately with plenty of water for 15–20 minutes.• Call a poison control center or doctor for treatment advice.
IF IN EYES:	<ul style="list-style-type: none">• Hold eye open and rinse slowly and gently with water for 15-20 minutes.• Remove contact lenses, if present, after the first 5 minutes, then continue rinsing.• Call a poison control center or doctor for treatment advice.
IF SWALLOWED:	<ul style="list-style-type: none">• Call a poison control center or doctor immediately for treatment advice.• Have person sip a glass of water if able to swallow.• Do not induce vomiting unless told to by a poison control center or doctor.• Do not give anything to an unconscious person.
Have the product container or label with you when calling a poison control center or doctor or going for treatment.	
FOR 24-HOUR MEDICAL EMERGENCY ASSISTANCE CALL PROPHARMA: 1-866-303-6952 or +1-651-603-3432.	
FOR 24-HOUR CHEMICAL EMERGENCY (Spill, leaks, fire, exposure or accident) CALL CHEMTREC: 1-800-424-9300 or +1-703-527-3887.	

For Product Use Information Call 1-866-761-9397

EPA Reg. No. 66330-432

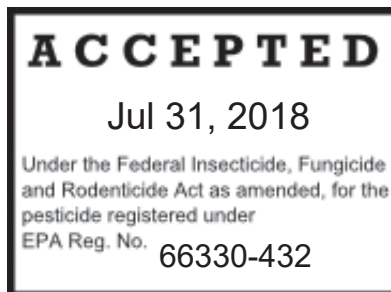
xxxxxxV003

[Batch Code will be placed on the container.]

Produced For:
ARYSTA LIFESCIENCE NORTH AMERICA, LLC
15401 Weston Parkway, Suite 150
Cary, NC 27513

EPA Est. No.:

NET CONTENTS:



PRECAUTIONARY STATEMENTS

HAZARDS TO HUMANS AND DOMESTIC ANIMALS

CAUTION: Causes moderate eye irritation. Avoid contact with eyes or clothing. Wear protective eyewear.

PERSONAL PROTECTIVE EQUIPMENT (PPE)

Applicators and other handlers must wear long-sleeved shirt and long pants, shoes plus socks, and chemical-resistant gloves made of any waterproof material (nitrile rubber \geq 14 mils, butyl rubber \geq 14 mils, neoprene rubber \geq 14 mils, polyvinyl chloride (PVC) \geq 14 mils, viton \geq 14 mils, and/or barrier laminate).

Follow manufacturer's instructions for cleaning/maintaining PPE. If there are no such instructions for washables, use detergent and hot water. Keep and wash PPE separately from other laundry.

ENGINEERING CONTROLS STATEMENT

When handlers use closed systems, enclosed cabs, or aircraft in a manner that meets the requirements listed in the Worker Protection Standard (WPS) for agricultural pesticides [40 CFR 170.240 (d) (4-6)], the handler PPE requirements may be reduced or modified as specified in the WPS.

USER SAFETY RECOMMENDATIONS

Users should:

- Wash thoroughly with soap and water after handling and before eating, drinking, chewing gum, using tobacco or using the toilet.
- Remove clothing/PPE immediately if pesticide gets inside. Then wash thoroughly and change into clean clothing.
- Remove PPE immediately after handling this product. Wash the outside of gloves before removing. As soon as possible, wash thoroughly and change into clean clothing.

ENVIRONMENTAL HAZARDS

This pesticide is toxic to fish and aquatic invertebrates. Drift and runoff may be hazardous to aquatic organisms in water adjacent to treated areas. The active ingredient in this product can be persistent for several months or longer. Do not apply directly to water or to areas where surface water is present or to intertidal areas below the mean high-water mark, or other sensitive areas that may be exposed to spray drift. Do not contaminate water when disposing of equipment washwater or rinsate.

PHYSICAL AND CHEMICAL HAZARDS

Do not mix or allow coming in contact with oxidizing agents. Hazardous chemical reaction may occur.

DIRECTIONS FOR USE

It is a violation of Federal law to use this product in a manner inconsistent with its labeling.

Do not apply this product in a way that will contact workers or other persons, either directly or through drift. Only protected handlers may be in the area during application. For any requirements specific to your State or Tribe, consult the agency responsible for pesticide regulation.

RESTRICTION:

In New York State, this product may not be applied within 100 feet of a coastal marsh or stream that drains directly into a coastal marsh. Sale, use, and distribution of this product in Nassau and Suffolk Counties of New York State is prohibited. This product is a restricted use pesticide in New York State, as per 6 NYCRR 326.23(e).

AGRICULTURAL USE REQUIREMENTS

Use this product only in accordance with its labeling and with the Worker Protection Standard, 40 CFR part 170. This Standard contains requirements for the protection of agricultural workers on farms, forests, nurseries, and greenhouses, and handlers of agricultural pesticides. It contains requirements for training, decontamination, notification, and emergency assistance. It also contains specific instructions and exceptions pertaining to the statements on this label about personal protective equipment (PPE), notification to workers, and restricted-entry interval. The requirements in this box only apply to uses of this product that are covered by the Worker Protection Standard.

Do not enter or allow worker entry into treated areas during the restricted-entry interval (REI) of **12 hours**.

PPE required for early entry to treated areas that is permitted under the Worker Protection Standard and that involves contact with anything that has been treated, such as plants, soil, or water is: coveralls, shoes plus socks, and chemical-resistant gloves made of any waterproof material.

NON-AGRICULTURAL USE REQUIREMENTS

THE REQUIREMENTS IN THIS BOX APPLY TO USES OF THIS PRODUCT THAT ARE NOT WITHIN THE SCOPE OF THE Worker Protection Standard for agricultural pesticides (40 CFR Part 170). The WPS applies when this product is used to produce agricultural plants on farms, forests, nurseries, or greenhouses.

Keep Children and pets off treated area until spray has dried.

PRODUCT INFORMATION

TEPERA® FUNGICIDE is a liquid concentrate product that contains fluoxastrobin and can be mixed directly with liquid fertilizer or water. The product provides control of the labeled diseases when use as directed on corn (field, sweet, and seed); low growing berry (subgroup 13-07G); melon and squash/cucumber subgroups 9A and 9B; leafy petiole vegetables (subgroup 4-B); peanut; potato and other specified tuberous and corm vegetables (subgroup 1C); rice; sorghum; soybean; fruiting vegetables (crop group 8); barley and wheat. The rate of application is specified according to disease pressure, timing of treatment and crop. Preventative applications will optimize disease control and plant health benefits.

UNDER CERTAIN CONDITIONS CONDUCIVE TO EXTENDED INFECTION PERIODS, ADDITIONAL FUNGICIDE APPLICATIONS BEYOND THE NUMBER ALLOWED BY THIS LABEL CAN ONLY BE USED IF ALTERNATING WITH ANOTHER FUNGICIDE REGISTERED FOR THE CROP/DISEASE WITH A DIFFERENT MODE OF ACTION.

RESISTANCE MANAGEMENT

The active ingredient in **TEPERA FUNGICIDE** (fluoxastrobin) belongs to the strobilurin class of chemistry which exhibits no known cross-resistance to other fungicide chemical classes. Fluoxastrobin does exhibit cross-resistance to other QoI fungicides (FRAC Group 11 fungicides). Fungal pathogens are known to develop resistance to products with the same mode of action when used repeatedly, and a gradual or total loss of pest control may occur over time. Because resistance development cannot be predicted, the use of this product should conform to resistance management strategies established for the crop and use area. Such strategies may include rotating and/or tank-mixing with products having different modes of action, or limiting the total number of applications per season. Arysta LifeScience North America, LLC (“Arysta”) encourages responsible resistance management to ensure effective long-term control of the fungal diseases on this label.

To delay fungicide resistance, take one or more of the following steps:

- Rotate the use of **TEPERA FUNGICIDE** or other Group 11 Fungicide within a growing season sequence with different groups that control the same pathogens.
- Use tank mixtures with fungicides from a different group that are equally effective on the target pest when such use is permitted. Use at least the minimum application rate as labeled by the manufacturer.
- Adopt an integrated disease management program that includes scouting, uses historical information related to pesticide use, and crop rotation, and which considers host plant resistance, impact of environmental conditions on disease development, disease thresholds, as well as cultural, biological and other chemical control practices.
- Where possible, make use of predictive disease models to effectively time fungicide applications. Note that using predictive models alone is not sufficient to manage resistance.
- Monitor treated fungal populations for resistance development.
- Contact your local extension specialist or certified crop advisor for any additional pesticide resistance-management and/or IPM recommendations for specific crops and pathogens.
- For further information or to report suspected resistance contact Arysta at 1-866-761-9397. You can also contact your pesticide distributor or university extension specialist to report resistance.

APPLICATION GUIDELINES

Broadcast Ground Sprayers

TEPERA FUNGICIDE is designed for at plant, banded and foliar spray applications to be applied with liquid fertilizer or water and must be diluted before application. It can be applied in-furrow with the seed, as a T-band (band over the open furrow), as a broadcast application, as a band over the row. It may also be applied by chemigation (see **CHEMIGATION** instructions).

Apply as a 5- to 7-inch band (T-band) over an open furrow, or in-furrow before the seed is covered. Apply in combination with a minimum of 3 gallons per acre of seed safe starter fertilizer or water. Higher carrier volumes will improve disease control. Rate per 1000 row feet is dependent on the crop row spacing. The rate of application is variable according to disease pressure, timing of treatments and field scouting. Use lower listed rates under light to moderate disease conditions, and higher listed rates under heavier disease pressure.

TEPERA FUNGICIDE can be mixed with commonly used liquid starter or pop-up fertilizers. Follow liquid fertilizer directions regarding seed safety and use guidelines. Conduct a preliminary jar test using the appropriate ratio of fertilizer and **TEPERA FUNGICIDE** (see **COMPATIBILITY TESTING** instructions). For best results, use immediately after mixing.

Mixing Procedures

Fill the tank one-half full with the liquid fertilizer or water and begin spray tank agitation. Add the proper amount of **TEPERA FUNGICIDE**, and then add the rest of the fertilizer or water. Maintain agitation until the mixture has been applied.

Prepare no more spray mixture than is needed for the immediate operation. Thoroughly clean spray equipment before using this product. Do not let the spray mixture stand overnight in the spray tank. If this occurs agitate tank-mixture prior to application.

TEPERA FUNGICIDE + Tank-mix Partners

TEPERA FUNGICIDE may be applied in tank-mixtures with other products approved for use on registered crops. Observe all restrictions and precautions which appear on the labels of these products.

It is the pesticide user's responsibility to ensure that all products are registered for the intended use. Read and follow the applicable restrictions and limitations and directions for use on all product labels involved in tank-mixing. Users must follow the most restrictive directions for use and precautionary statements of each product in the tank-mixture.

Test potential mixing partners using a standard jar test. In general, tank-mix partners should be added in this order: products packaged in water-soluble packaging (see **Note** in next paragraph), wettable powders, wettable granules, dry flowables, liquid flowables (such as **TEPERA FUNGICIDE**), liquids, and emulsifiable concentrates. Always allow each tank-mix partner to become fully and uniformly dispersed before adding the next product.

Note: When using **TEPERA FUNGICIDE** in tank-mixtures, all products in water-soluble packaging should be added to the tank before any other tank-mix partner, including **TEPERA FUNGICIDE**. Allow the water-soluble packaging to completely dissolve and the product(s) to completely disperse before adding any other tank-mix partner to the tank.

COMPATIBILITY TESTING

Using a quart jar, add the proportionate amounts of the products to 1 qt of water. Add wettable powders and water dispersible granular products first, then liquid flowables, and emulsifiable concentrates last. After thoroughly mixing, let stand for at least 5 minutes. If the combination remains mixed or can be remixed readily, it is physically compatible. Once compatibility has been proven, use the same procedure for adding required ingredients to the spray tank.

The crop safety of all potential tank-mixes including additives and other pesticides on all crops has not been tested. Before applying any tank-mixture not specifically recommended on this label, confirm the safety of the tank-mixture to the target crop by applying to a small area and in accordance with label instructions for the target crop.

AERIAL APPLICATION

RESTRICTION:

Aerial application of this product is prohibited in New York State.

Aerial applications of **TEPERA FUNGICIDE** must be made in minimum spray volumes of 2 gallons per acre (GPA) for corn, rice, sorghum, soybeans, and wheat; all other crops must be a minimum of 5 GPA. Avoid application under conditions when uniform coverage cannot be obtained or when excessive spray drift may occur. Aerial applications made to dense canopies may not provide sufficient coverage of lower leaves to provide proper pest control.

CHEMIGATION

Apply **TEPERA FUNGICIDE** only through drip, overhead sprinkler type irrigation systems, including center pivot, microjet, wheel lines, lateral move, side roll, or overhead solid set irrigation systems.

RESTRICTION:

Do not apply **TEPERA FUNGICIDE** through any other type of irrigation system.

Drip Irrigation: **TEPERA FUNGICIDE** may be applied through drip irrigation systems for soilborne disease control. The soil should have adequate moisture capacity prior to drip application. Terminate drip irrigation at fungicide depletion from the main feed supply tank or after 6 hours from start, whichever is shorter. For maximum efficacy, subsequent irrigation (water only) should be delayed for at least 24 hours following drip application.

DIRECTIONS FOR USE THROUGH SPRINKLER IRRIGATION SYSTEMS

Crop injury, lack of effectiveness, or illegal pesticide residues in the crop can result from non-uniform distribution of treated water.

If you have questions about calibration, contact State Extension Service Specialists, equipment manufacturers or other irrigation experts.

SPRAY PREPARATION

Remove scale, pesticide residues, and other foreign matter from the chemical tank and entire injector system. Flush with clean water.

APPLICATION INSTRUCTIONS

First prepare a suspension of **TEPERA FUNGICIDE** in a mix-tank. Fill tank with 1/2 to 3/4 the specified amount of water. Start mechanical or hydraulic agitation. Add the required amount of **TEPERA FUNGICIDE** and then the remaining volume of water. Then set sprinkler to deliver no more than 0.4 inch of water per acre. Start sprinkler and uniformly inject the suspension of **TEPERA FUNGICIDE** into the irrigation water line so as to deliver the desired rate per acre. The suspension of **TEPERA FUNGICIDE** should be injected with a positive displacement pump into the main line ahead of a right angle turn to insure adequate mixing. If you have any other questions about calibration, contact State Extension Service specialists, equipment manufacturers or other experts.

NOTE: Avoid further field irrigation over the treated area for 24 hours after treating with **TEPERA FUNGICIDE** to prevent washing the chemical off the crop.

CHEMIGATION SYSTEMS CONNECTED TO PUBLIC WATER SYSTEMS

1. Do not connect an irrigation system (including greenhouse systems) used for pesticide application to a public water system unless the pesticide label prescribed safety devices for public water systems are in place. Public water system means a system for the provision to the public of piped water for human consumption if such system has at least 15 service connections or regularly serves an average of at least 25 individuals daily at least 60 days out of the year.
2. Chemigation systems connected to public water systems must contain a functional, reduced-pressure zone, back flow preventer (RPZ) or the functional equivalent in the water supply line upstream from the point of pesticide introduction. As an option to the RPZ, the water from the public water system should be discharged into a reservoir tank prior to pesticide introduction. There shall be a complete physical break (air gap) between the flow outlet end of the fill pipe and the top or overflow rim of the reservoir tank of at least twice the inside diameter of the fill pipe.
3. The pesticide injection pipeline must contain a functional, automatic, quick-closing check valve to prevent the flow of fluid back toward the injection.
4. The pesticide injection pipeline must contain a functional, normally closed, solenoid-operated valve located on the intake side of the injection pump and connected to the system interlock to prevent fluid from being withdrawn from the supply tank when the irrigation system is either automatically or manually shut down.
5. The system must contain functional interlocking controls to automatically shut off the pesticide injection pump when the water pump motor stops, or in cases where there is no water pump, when the water pressure decreases to the point where pesticide distribution is adversely affected.
6. Systems must use a metering pump, such as a positive displacement injection pump (e.g., diaphragm pump) effectively designed and constructed of materials that are compatible with pesticides and capable of being fitted with a system interlock.
7. Do not apply when wind speed favors drift beyond the area intended for treatment.

DIRECTIONS FOR CHEMIGATION THROUGH SPRINKLER IRRIGATION SYSTEMS

1. Maintain continuous agitation in mix-tank during mixing and application to assure a uniform suspension.
2. Greater accuracy in calibration and distribution will be achieved by injecting a larger volume of a more dilute solution per unit time.
3. The system must contain a functional check valve, vacuum relief valve, and low pressure drain appropriately located on the irrigation pipeline to prevent water source contamination from backflow.
4. The pesticide injection pipeline must contain a functional, automatic, quick-closing check valve to prevent the flow of fluid back toward the injection pump.

5. The pesticide injection pipeline must also contain a functional, normally closed solenoid-operated valve located on the intake side of the injection pump and connected to the system interlock to prevent fluid from being withdrawn from the supply tank when the irrigation system is either automatically or manually shutdown.
6. The system must contain functional interlocking controls to automatically shut off the pesticide injection pump when the water pump motor stops.
7. The irrigation line or water pump must include a functional pressure switch which will stop the water pump motor when the water pressure decreases to the point where pesticide distribution is adversely affected.
8. Systems must use a metering pump, such as a positive displacement injection pump (e. g., diaphragm pump) effectively designed and constructed of materials that are compatible with pesticides and capable of being fitted with a system interlock.
9. Do not apply when wind speed favors drift beyond the area intended for treatment. If you are unsure of wind conditions, contact your local extension agent.
10. Do not apply when system connections or fittings leak, when nozzles do not provide uniform distribution or when lines containing the product must be dismantled and drained. Crop injury, lack of effectiveness, or illegal pesticide residues in the crop may result from non-uniform distribution of treated water.
11. Allow sufficient time for pesticide to be flushed through all lines and all nozzles before turning off irrigation water. A person knowledgeable of the chemigation system and responsible for its operation, or under supervision of the responsible person, shall shut the system down and make necessary adjustments as needed.
12. Do not connect an irrigation system (including greenhouse systems) used for pesticide application to a public water system unless the pesticide label-prescribed safety devices for public water systems are in place.

SPRAY DRIFT MANAGEMENT SENSITIVE AREAS

This pesticide must only be applied when the potential for drift to adjacent sensitive areas (e.g., residential areas, bodies of water, known habitats for threatened or endangered species, non-target crops) is minimal (e.g., when wind is blowing away from the sensitive areas).

Avoiding spray drift at the application site is the responsibility of the applicator. The interaction of many equipment- and weather-related factors determine the potential for spray drift. The applicator and the grower are responsible for considering all these factors when making decisions.

The following drift management requirements must be followed to avoid off-target drift movement from aerial applications to agricultural field crops. These requirements do not apply to forestry applications, public health uses or to applications using dry formulation.

1. The distance of the outer most nozzles on the boom must not exceed 3/4 the length of the wingspan or rotor.
2. Nozzles must always point backward parallel with the air stream and never be pointed downwards more than 45 degrees.

Comply with all state regulations. The applicator must be familiar with and take into account the information covered in the *Aerial Drift Reduction Advisory Information*.

AERIAL DRIFT REDUCTION ADVISORY

This section is advisory in nature and does not supersede the mandatory label requirements.

INFORMATION ON DROPLET SIZE

The most effective way to reduce drift potential is to apply large droplets. The best drift management strategy is to apply the largest droplets that provide sufficient coverage and control. Applying larger droplets reduces drift potential, but will not prevent drift if applications are made improperly, or under unfavorable environmental conditions (see **WIND, TEMPERATURE AND HUMIDITY**, and **TEMPERATURE INVERSIONS** sections).

CONTROLLING DROPLET SIZE

- Volume - Use high flow rate nozzles to apply the highest practical spray volume. Nozzles with higher rated flows produce larger droplets.
- Pressure - Do not exceed the nozzle manufacturer's recommended pressures. For many nozzle types lower pressure produces larger droplets. When higher flow rates are needed, use higher flow rate nozzles instead of increasing pressure.
- Number of nozzles - Use the minimum number of nozzles that provide uniform coverage.

- Nozzle Orientation - Orienting nozzles so that the spray is released parallel to the airstream produces larger droplets than other orientations and is the recommended practice. Significant deflection from horizontal will reduce droplet size and increase drift potential.
- Nozzle Type - Use a nozzle type that is designed for the intended application. With most nozzle types, narrower spray angles produce larger droplets. Consider using low-drift nozzles. Solid stream nozzles oriented straight back produce the largest droplets and the lowest drift.

BOOM LENGTH

For some use patterns, reducing the effective boom length to less than 3/4 of the wingspan or rotor length may further reduce drift without reducing swath width.

APPLICATION HEIGHT

Applications should not be made at a height greater than 10 feet above the top of the target plants unless a greater height is required for aircraft safety. Making applications at the lowest height that is safe reduces exposure of droplets to evaporation and wind.

SWATH ADJUSTMENT

When applications are made with a crosswind, the swath will be displaced downwind. Therefore, on the up and downwind edges of the field, the applicator should compensate for this displacement by adjusting the path of the aircraft upwind. Swath adjustment distance should increase, with increasing drift potential (higher wind, smaller drops, etc.)

WIND

Drift potential is lowest between wind speeds of 2 to 10 mph. However, many factors, including droplet size and equipment type determine drift potential at any given speed. Application should be avoided below 2 mph due to variable wind direction and high inversion potential.

NOTE: Local terrain can influence wind patterns. Every applicator should be familiar with local wind patterns and how they affect spray drift.

TEMPERATURE AND HUMIDITY

When making applications in low relative humidity, set up equipment to produce larger droplets to compensate for evaporation. Droplet evaporation is most severe when conditions are both hot and dry.

TEMPERATURE INVERSIONS

Applications should not occur during a temperature inversion because drift potential is high. Temperature inversions restrict vertical air mixing, which causes small suspended droplets to remain in a concentrated cloud. This cloud can move in unpredictable directions due to the light variable winds common during inversions. Temperature inversions are characterized by increasing temperatures with altitude and are common on nights with limited cloud cover and light to no wind. They begin to form as the sun sets and often continue into the morning. Their presence can be indicated by ground fog; however, if fog is not present, inversions can also be identified by the movement of smoke from a ground source or an aircraft smoke generator. Smoke that layers and moves laterally in a concentrated cloud (under low wind conditions) indicates an inversion, while smoke that moves upward and rapidly dissipates indicates good vertical air mixing.

USE DIRECTIONS FOR SPECIFIC CROPS

TEPERA FUNGICIDE provides control or suppression of several important diseases on the labeled crops. When reference is made to disease suppression, suppression can mean either erratic control from good to fair or consistent control at a level below that obtained with the best commercial disease control products.

ROTATIONAL RESTRICTIONS

Crops	Rotational Interval
Labeled crops	0 days
Alfalfa Cereal grains (oat, rye, triticale) Cotton Forage grasses Root vegetables subgroup (e.g. carrot, radish, sugar beet, turnips) Bulb vegetables (e.g. onion and garlic) Leafy greens subgroup (e.g. lettuce, spinach) Brassica vegetables (e.g. broccoli, cauliflower, cabbage, mustard greens)	30 days
All other crops	365 days

SOILBORNE/SEEDLING DISEASE CONTROL

For those crops that have specific use directions for soilborne/seedling diseases, **TEPERA FUNGICIDE** can provide control of many seedling and soilborne diseases if applied early in the growing season. Specific applications for seedling and soilborne diseases include in-furrow applications or banded applications applied over the row, either shortly after plant emergence or during herbicide applications or cultivation. These applications will provide control of pre- or post-emergence damping-off and diseases that infect plants at the soil-plant interface. The use of either type of application depends on the cultural practices in the region. In some locations, one type of application may provide better disease control than the other, depending on the timing of the disease epidemic. Seedling diseases are generally controlled by in-furrow applications while banded applications are more effective against soilborne diseases that develop later in the season. Consult your local expert to get some guidance regarding application type.

For banded applications, apply **TEPERA FUNGICIDE** prior to infection as a directed spray to the soil, using single or multiple nozzles, adjusted to provide thorough coverage of the lower stems and the soil surface surrounding the plants. Band width must be limited to 7 inches or less. Apply **TEPERA FUNGICIDE** at a rate of 0.24-0.53 fl oz product/1,000 row feet (rate range is based on 30" row spacing for application rates of 4.2 – 9.2 fl oz / acre). These applications come into contact with the foliage and are counted as foliar applications when considering resistance management. They may be applied during cultivation or hilling operations to provide soil incorporation.

For in-furrow applications, apply **TEPERA FUNGICIDE** as an in-furrow spray in 3 to 20 gallons of water at planting. Mount the spray nozzle so the spray is directed into the furrow just before the seed or seed pieces are covered. Use the higher rate when the weather conditions are expected to be conducive for disease development, if the field has a history of *Pythium* problems, or if minimum/low till programs are in place.

IN-FURROW AND BANDED APPLICATION RATES

RATE	Fluid Ounces of Product Per Acre (fl oz) For Given Row Spacing							
	15" rows	22" rows	30" rows	32" rows	34" rows	36" rows	38" rows	40" rows
0.24	8.3	5.7	4.2	-	-	-	-	-
0.35	12.2	8.3	6.1	5.7	5.5	5.0	4.8	4.6
0.53	-	12.5	9.2	8.5	8.1	7.7	7.2	6.8

- 40" = 13,068 row ft, 38" = 13,754 row ft, 36" = 14,520 row ft, 34" = 15,374 row ft, 32" = 16,315 row ft, 30" = 17,424 row ft, 22" = 23,760 row ft and 15" = 34,848 row ft

BARLEY[*] AND WHEAT

Soilborne and Seedling Disease Control	Product Rate To Use	Application Directions
Rhizoctonia Root Rot	4.2 – 8.4 fl oz/A (0.06 - 0.12 lb ai/A)	Apply as a 5- to 7-inch band (T-band) over an open furrow, or in-furrow with the seed. See IN-FURROW AND BANDING APPLICATION RATES table for appropriate use rate per 1000 row feet based on crop row spacing.
Foliar Disease Control	Product Rate to Use	Application Directions
Barley Stripe[*] Net Blotch Leaf Rust Stripe Rust Stem Rust Scald	4.2 - 8.4 fl oz/A (0.06 - 0.12 lb ai/A)	For optimum results, begin applications preventively and continue as needed on a 14- to 21-day interval. Use the higher specified rates and shorter interval when disease pressure is high. For early-season disease suppression you can apply product at 2.1 - 4.2 fl oz/A.

Septoria Leaf and Glume Blotch Spot Blotch Tan Spot		An adjuvant may be added to the tank.
Powdery Mildew Stagonospora Blotch	5.6 - 8.4 fl oz/A (0.08 - 0.12 lb ai/A)	
RESTRICTIONS:		
<ul style="list-style-type: none"> Do not apply more than 8.4 fl oz of product (0.12 lb ai) per acre per single application. Do not apply more than 16.8 fl oz (0.24 lb ai) of product per acre per year. Do not apply more than 0.24 lb ai of fluoxastrobin per acre per year in barley and wheat. Do not apply more than 2 applications of product per acre per year, with a minimum retreatment interval of 14 days between applications. Do not apply later than Feekes growth stage 10.5. Do not make more than one application prior to harvest of wheat forage. Do not apply product within 40 days of harvest for barley and wheat grain and straw. Do not apply product within 7 days of harvest for barley and wheat forage and hay. 		
[*Not registered for use in California]		

CANOLA[*]

(Crop Subgroup 20A: Borage; Crambe; Cuphea; Flax Seed; Gold of Pleasure; Hare’s Ear Mustard; Lesquerella; Lunaria; Meadowfoam; Milkweed; Mustard Seed; Oil Radish; Poppy Seed; Rapeseed; Sesame; Sweet Rock; cultivars, varieties and/or hybrids of these crops.)

Soilborne and Seedling Disease Control	Product Rate to Use	Application Directions
Rhizoctonia Root Rot	4.2 – 10.55 fl oz/A (0.06 - 0.15 lb ai/A)	Apply as a 5- to 7-inch band (T-band) over an open furrow, or in-furrow with the seed. See IN-FURROW AND BANDING APPLICATION RATES table for appropriate use rate per 1000 row feet based on crop row spacing.
Foliar Disease Control	Product Rate to Use	Application Directions
Alternaria Blackspot Blackleg[*] [Sclerotinia Stem Rot][*]	10.55 fl oz/A (0.15 lb ai/A)	For optimum results, begin applications preventively and continue as needed on a 7- to 14-day interval. Use the higher specified rates and shorter interval when disease pressure is high.

RESTRICTIONS:

- Do not apply more than 10.55 fl oz (0.15 lb ai/A) of product per acre per single application.
- Do not apply more than 0.30 lb ai of fluoxastrobin per acre per year
- There is a maximum number of 2 applications per acre per year, and a minimum interval of 7 days between applications.
- Do not apply within 21 days of harvest.

[*Not registered for use in California]

CORN (Field, Sweet and Seed)

Soilborne and Seedling Disease Control	Product Rate to Use	Application Directions
Rhizoctonia Root and Stalk Rot	For Field and Seed Corn Apply: 4.2 – 12.6 fl oz/A (0.06 - 0.18 lb ai/A) For Sweet Corn Apply: 4.2 – 8.4 fl oz/A (0.06 - 0.12 lb ai/A)	Apply as a 5 to 7 inch band (T-band) over an open furrow, or in-furrow with the seed. See IN-FURROW AND BANDING APPLICATION RATES table for appropriate use rate per 1000 row feet based on crop row spacing.
Foliar Disease Control	Product Rate to Use	Application Directions
Rust, Common Rust, Southern Anthracnose Leaf Blight Gray Leaf Spot Northern Corn Leaf Blight Northern Corn Leaf Spot Southern Corn Leaf Blight Eye Spot	For Field and Seed Corn Apply: 4.2 – 12.6 fl oz/A (0.06 - 0.18 lb ai/A) For Sweet Corn Apply: 4.2 – 8.4 fl oz/A (0.06 - 0.12 lb ai/A)	For optimum results, begin applications preventively and continue as needed on a 7- to 10-day interval on field and seed corn and a minimum 14-day interval on sweet corn. Use the higher specified rates and shorter interval when disease pressure is high. Do not use an adjuvant after the V8 stage and prior to the VT stage of corn. An adjuvant may be used at any other growth stage.

RESTRICTIONS:

Field and Seed Corn

- Do not apply more than 12.6 fl oz of product (0.18 lb ai) per acre per single application.
- Do not apply more than 0.36 lb ai of fluoxastrobin per acre per year (including in-furrow, banded, and foliar applications).
- Do not apply more than 2 applications of product per acre per year, with a minimum retreatment interval of 7 days between applications.
- Do not apply product after the R4 stage (early dough).
- Do not apply product within 30 days of harvest.

Sweet Corn

- Do not apply more than 8.4 fl oz of product (0.12 lb ai) per acre per single application.
- Do not apply more than 0.48 lb ai of fluoxastrobin per acre per year (including in-furrow, banded, and foliar applications).
- Do not apply more than 4 applications of product per acre per year, with a minimum retreatment interval of 14 days between applications.
- Do not apply product within 7 days of harvest of forage and ears.
- Do not apply product within 23 days of use of stover for feed.

DRY PEAS[*] and DRY BEANS[*] [(except soybean)]*

(Subgroup 6C: Bean (*Lupinus Spp.*) Grain Lupin, Sweet Lupin, White Lupin, and White Sweet Lupin); **Bean (*Phaseolus Spp.*)** (Field Bean, Kidney Bean, Lima Bean (Dry), Navy Bean, Pinto Bean, Runner Bean, Snap Bean, Tepary Bean, Wax Bean); **Bean (*Vigna Spp.*)** (Adzuki Bean, Asparagus Bean, Blackeyed Pea, Cowpea, Catjang, Chinese Longbean, Crowder Pea, Moth Bean, Mung Bean, Rice Bean, Southern Pea, Urd Bean, Yardlong Bean); **Broad Bean** (Fava Bean - Dry) (*Vicia faba*); **Chickpea**; **Guar** (*Cyamopsis tetragonoloba*); **Lablab Bean** (Hyacinth Bean) (*Lablab purpureus*); **Lentil** (*Lens esculenta*); **Pea** (*Pisum spp.*) (Dwarf Pea, Ediblepod Pea, English Pea, Garden Pea, Green Pea, Field Pea, Snow Pea, Sugar Snap Pea); **Pigeon Pea** (*Cajanus cajan*)

Soilborne and Seedling Disease Control	Product Rate to Use	Application Directions
Rhizoctonia Root Rot	4.2 – 10.55 fl oz/A (0.06 - 0.15 lb ai/A)	Apply as a 5- to 7-inch band (T-band) over an open furrow, or in-furrow with the seed. See IN-FURROW AND BANDING APPLICATION RATES table for appropriate use rate per 1000 row feet based on crop row spacing.
Disease Control	Product Rate to Use	Application Directions
Alternaria Blight Alternaria Leaf Spot Anthracnose Ascochyta Blight[*] Ascochyta Leaf and Pod Spot[*] Ascochyta Leaf Spot[*] Bean Rust Rust Southern Blight Web Blight	4.2 - 10.55 fl oz/A (0.06-0.15 lb ai/A)	For optimum results, begin applications preventively and continue as needed on a 7- to 14-day interval. For management of Ascochyta use the highest specified rate. To limit the potential for development of disease resistance follow the guidelines outlined in the resistance management section. An adjuvant may be added to the tank.
RESTRICTIONS: <ul style="list-style-type: none"> • Do not apply more than 10.55 fl oz (0.15 lb ai/A) of product per acre per single application. • Do not apply more than 0.30 lb ai of fluoxastrobin per acre per year (including in-furrow, banded and foliar applications). • There is a maximum number of 2 applications per acre per year, and a minimum interval of 7 days between applications. • Do not apply product within 7 days of harvest. • To be grown for pea and bean, dry seed only. Do not feed or harvest field pea or cowpea forage and hay. [*Not registered for use in California]		

LOW GROWING BERRY

(Subgroup 13-07G: Bearberry; Bilberry; Blueberry, Lowbush; Cloudberry; Cranberry; Lingonberry; Muntries; Partridgeberry; Strawberry. Includes cultivars, varieties, and/or hybrids of these crops)

Soilborne and Seedling Disease Control	Product Rate to Use	Application Directions
Rhizoctonia Seedling Root Rot, Basal Stem Rot	6.1 - 9.2 fl oz/A (0.09 - 0.13 lb ai/A)	Apply as a 5 to 7 inch band (T-band) over an open furrow, or in-furrow with the seed. See IN-FURROW AND BANDING APPLICATION RATES table for corresponding use rate per 1000 row feet based on crop row spacing.
Foliar Disease Control	Product Rate to Use	Application Directions
Anthracnose Powdery Mildew Botrytis (Suppression)	4.2 - 12.6 fl oz/A (0.06 - 0.18 lb ai/A)	For optimum results, begin applications preventively and continue as needed on a 14- to 21-day interval. Use the higher specified rates and shorter interval when disease pressure is high. An adjuvant may be added to the tank.
<p>RESTRICTIONS:</p> <ul style="list-style-type: none"> • Do not apply more than 12.6 fl oz of product (0.18 lb ai) per acre per single application. • Do not apply more than 0.72 lb ai of fluoxastrobin per acre per year (including in-furrow, banded, and foliar applications). • Do not apply more than 4 applications of product per acre per year, with a minimum retreatment interval of 14 days between applications. • Do not use in plant propagation nurseries. • Do not apply product within 1 day of harvest. 		

MELON AND SQUASH/CUCUMBER SUBGROUPS 9A AND 9B [*] (At Plant and Foliar Application)

SUBGROUP 9A: citron melon; muskmelon (cantaloupe); watermelon.

SUBGROUP 9B: chayote (fruit); Chinese waxgourd (Chinese preserving melon); cucumber; gherkin; gourd, edible (hyotan, cucuzza, hechima, Chinese okra); *Momordica* spp (balsam apple, balsam pear, bittermelon, Chinese cucumber); pumpkin; squash, summer; squash, winter (butternut squash, calabaza, hubbard squash, acorn squash, spaghetti squash).

Soilborne and Seedling Disease Control	Product Rate to Use	Application Directions
Rhizoctonia Root Rot	6.1 - 9.2 fl oz/A (0.09 - 0.13 lb ai/A)	Apply as a 5 to 7 inch band (T-band) over an open furrow, or in-furrow with the seed. See IN-FURROW AND BANDING APPLICATION RATES table for corresponding use rate per 1000 row feet based on crop row spacing.
Foliar Disease Control	Product Rate to Use	Application Directions
<i>Alternaria</i> Blight Anthracnose Belly Rot <i>Cercospora</i> Leaf Spot Downy Mildew Gummy Stem Blight <i>Myrothecium</i> Canker <i>Plectosporium</i> Blight Powdery Mildew Target Leaf Spot	6.3 - 12.6 fl oz/A (0.09 – 0.18 lb ai/A)	Use product in conjunction with good crop management practices and integrated into an overall disease management strategy. Begin applications preventively and continue as needed on a 7- to 14-day interval. Use higher specified application rates when disease pressure is severe. For belly-rot control, make the first application at the 1- to 3-leaf crop stage, followed by a second application 10 to 14 days later, or at vine tip-over, whichever occurs first. See RESISTANCE MANAGEMENT section for directions on managing disease resistance. Product may be used with a Non-Ionic Surfactant (NIS).

RESTRICTIONS:

- Do not apply more than 12.6 fl oz of product (0.18 lb ai) per acre per single application.
- Do not apply more than 0.72 lb ai of fluoxastrobin per acre per year (including in-furrow, banded, and foliar applications).
- Do not apply more than 4 applications of product per acre per year, with a minimum retreatment interval of 7 days between applications.
- Do not apply to subgroup 9A or 9B crops grown in a greenhouse.
- Do not apply product within 1 day of harvest.
- Do not tank-mix product with EC-based insecticides as crop injury may occur.
- Do not use product for control of gummy stem blight where resistance to FRAC Group 11 (QoI) fungicides exists.

[*Not registered for use in California]

LEAF PETIOLE VEGETABLES

(Subgroup 4B: Cardoon, Celery, Chinese Celery, Celtuce, Florence Fennel, Rhubarb, and Swiss Chard)

Foliar Disease Control	Product Rate to Use	Application Directions
Early Blight Late Blight Rhizoctonia Root Rot	12.6 fl oz/A (0.18 lb ai/A)	For optimum results, begin applications preventively and continue as needed on a 7- to 10-day interval. See RESISTANCE MANAGEMENT section for directions on managing disease resistance.
RESTRICTIONS: <ul style="list-style-type: none"> Do not apply more than 12.6 fl oz of product (0.18 lb ai) per acre per single application. Do not apply more than 0.72 lb ai of fluoxastrobin per acre per year. Do not apply more than 4 applications of product per acre per year, with a minimum retreatment interval of 7 days between applications. Do not apply product within 3 days of harvest. 		

PEANUT

Soilborne and Seedling Disease Control	Product Rate to Use	Application Directions
Pythium Damping-Off White Mold/Stem Rot (Suppression) Rhizoctonia Peg and Pod Rot	6.1 - 9.2 fl oz/A (0.09 - 0.13 lb ai/A)	Apply as a 5 to 7 inch band (T-band) over an open furrow, or in-furrow with the seed. See IN-FURROW AND BANDING APPLICATION RATES table for corresponding use rate per 1000 row feet based on crop row spacing.
Foliar Disease Control	Product Rate to Use	Application Directions
Early Leaf Spot Late Leaf Spot Leaf Rust Stem Rot White Mold Southern Blight Rhizoctonia Limb Rot	8.4 - 12.6 fl oz/A (0.12 - 0.18 lb ai/A)	For optimum results, begin applications preventively. Apply as needed on a 14-day interval. Improved white mold control can be obtained with the highest specified rate or with combinations (tank-mixed or alternating applications) with other products labeled for white mold. See RESISTANCE MANAGEMENT section for directions on managing disease resistance.
RESTRICTIONS: <ul style="list-style-type: none"> Do not apply more than 12.6 fl oz of product (0.18 lb ai) per acre per single application. Do not apply more than 0.72 lb ai of fluoxastrobin per acre per year (including in-furrow, banded, and foliar applications). Do not make more than 1 application of an in-furrow or banded application in conjunction with the foliar application. Do not apply more than 4 applications of product per acre per year, with a minimum retreatment interval of 14 days between applications. Do not apply product within 14 days of harvest. 		

POTATO AND OTHER SPECIFIED TUBEROUS AND CORM VEGETABLES

(Subgroup 1C: Arracacha, Arrowroot, Artichoke (Chinese, Jerusalem), Canna (Edible), Cassava (Bitter, Sweet), Chayote (Root), Chufa, Dasheen (Taro), Ginger, Leren, Potato, Sweet Potato, Tanier, Turmeric, and Yam (Bean, True))

Soilborne and Seedling Disease Control	Product Rate to Use	Application Directions
Black Scurf Silver Scurf Black Dot	6.1 - 9.2 fl oz/A (0.09 - 0.13 lb ai/A)	Apply as a 5 to 7 inch band (T-band) over an open furrow, or in-furrow with the seed. See IN-FURROW AND BANDING APPLICATION RATES table for corresponding use rate per 1000 row feet based on crop row spacing.
Foliar Disease Control	Product Rate to Use	Application Directions
Early Blight	4.2 - 8.4 fl oz/A (0.06 - 0.12 lb ai/A) In California only: Do not use lower rate. Use 8.4 fl oz/A. (0.12 lb ai/A)	For optimum results, begin applications preventively and continue as needed on a 7- to 10-day interval. Use higher specified rate when disease pressure is severe. See RESISTANCE MANAGEMENT section for directions on managing disease resistance.
Late Blight (Suppression)	8.4 fl oz/A (0.12 lb ai/A)	Apply product preventively on a 7-day interval. If symptoms develop switch to a non-cross-resistant fungicide. Tank-mix or alternate with a protectant fungicide at lowest specified rate as directed on the product label for late blight control.
RESTRICTIONS: <ul style="list-style-type: none"> • Do not apply more than 8.4 fl oz of product (0.12 lb ai) per acre per single application. • Do not apply more than 0.72 lb ai of fluoxastrobin per acre per year (including in-furrow, banded and foliar applications). • Do not make more than 1 application of an in-furrow or banded application in conjunction with the foliar application. • Do not apply more than 6 applications of product per acre per year, with a minimum retreatment interval of 7 days between applications. • Do not apply product within 7 days of harvest. 		

RICE [*]

Foliar Disease Control	Product Rate to Use	Application Directions
Sheath/Stem Diseases: Sheath Blight	6.3 - 8.4 fl oz/A (0.09 - 0.12 lb ai/A)	For optimal results begin applications preventively and make a second application at a 27-day interval. Use the higher specified rates and when disease pressure is high.
Aggregate Sheath Spot Black Sheath Rot Sheath Spot Stem Rot	8.4 - 12.6 fl oz/A (0.12 - 0.18 lb ai/A)	
Leaf Diseases: Brown Leaf Spot Leaf Smut Narrow Brown Leaf Spot	8.4 - 12.6 fl oz/A (0.12 - 0.18 lb ai/A)	
Panicle Diseases: Kernel Smut Panicle Blast	8.4 - 12.6 fl oz/A (0.12 - 0.18 lb ai/A)	
RESTRICTIONS:		
<ul style="list-style-type: none"> Do not apply more than 12.6 fl oz of product (0.18 lb ai) per acre per single application. Do not apply more than 0.36 lb ai of fluoxastrobin per acre per year. Do not apply more than 2 applications of product per acre per year, with a minimum retreatment interval of 27 days between applications. Flood water from treated fields may not be used for irrigation purposes for any food/feed crops. Do not apply to rice fields if fields are used for fish/shellfish production. Do not apply product within 28 days of harvest. 		
[*Not registered for use in California]		

SORGHUM[*]

Soilborne and Seedling Disease Control	Product Rate to Use	Application Directions
Damping-Off	4.2 - 9.2 fl oz/A (0.06 - 0.13 lb ai/A)	Apply as a 5 to 7 inch band (T-band) over an open furrow, or in-furrow with the seed. See IN-FURROW AND BANDING APPLICATION RATES table for corresponding use rate per 1000 row feet based on crop row spacing.
Foliar Disease Control	Product Rate to Use	Application Directions
Ergot Anthracnose Rust	4.2 - 8.4 fl oz/A (0.06 - 0.12 lb ai/A)	Begin applications preventively and continue as needed on a 14- to 21-day interval. Use the higher specified rates and shorter interval when disease pressure is high.
RESTRICTIONS:		
<ul style="list-style-type: none"> Do not apply more than 9.2 fl oz of product (0.13 lb ai) per acre per single application. Do not apply more than 0.26 lb ai of fluoxastrobin per acre per year. Do not apply more than 2 applications of product per acre per year, with a minimum retreatment interval of 14 days between applications. Do not harvest grain or stover within 21 days of application. Do not harvest for forage within 14 days of application. 		
[*Not registered for use in California]		

SOYBEAN

Soilborne and Seedling Disease Control	Product Rate to Use	Application Directions
Rhizoctonia Root and Stalk Rot Southern Blight	4.2 - 9.2 fl oz/A (0.06 - 0.13 lb ai/A)	Apply as a 5 to 7 inch band (T-band) over an open furrow, or in-furrow with the seed. See IN-FURROW AND BANDING APPLICATION RATES table for corresponding use rate per 1000 row feet based on crop row spacing.
Foliar Disease Control	Product Rate to Use	Application Directions
Alternaria Leaf Spot Anthracnose Brown Spot Cercospora Blight Frogeye Leaf Spot Pod and Stem Blight Rhizoctonia Aerial Blight Soybean Rust	4.2 - 12.6 fl oz/A (0.06 - 0.18 lb ai/A)	Begin applications preventively and continue as needed on a 14- to 21-day interval. For Soybean Rust control product may be used with a registered triazole fungicide to increase efficacy.
RESTRICTIONS:		
<ul style="list-style-type: none"> • Do not apply more than 12.6 fl oz of product (0.18 lb ai) per acre per single application. • Do not apply more than 0.36 lb ai of fluoxastrobin per acre per year (including in-furrow, banded, and foliar applications). • Do not apply more than 2 applications of product per acre per year, with a minimum retreatment interval of 14 days between applications. • Do not apply product after R5. • Do not apply product within 3 days of forage harvest or 30 days of seed harvest. 		

FRUITING VEGETABLES (CROP GROUP 8)

(Eggplant, Groundcherry (*Physalis* spp.), Pepino, Pepper (Bell Pepper, Chili Pepper, Cooking Pepper, Pimento, Sweet Pepper), Tomatillo, and Tomato)

Foliar Disease Control	Product Rate to Use	Application Directions
Early Blight Southern Blight Target Spot	4.2 - 12.6 fl oz/A (0.06 - 0.18 lb ai/A) In California only: Use range is 8.4 - 12.6 fl oz/A (0.12 - 0.18 lb ai/A)	For optimum results, begin applications preventively and continue as needed on a 7- to 10-day interval. To limit the potential for development of disease resistance follow the guidelines outlined in the resistance management section.
Late Blight (Suppression)	12.6 fl oz/A (0.18 lb ai/A)	Apply product preventively on a 7-day interval. If resistance symptoms develop, tank-mix with a non FRAC Group 11 fungicide or alternate with a protectant fungicide at lowest specified rate as directed on the product label for late blight control.
RESTRICTIONS:		
<ul style="list-style-type: none"> • Do not apply more than 12.6 fl oz of product (0.18 lb ai) per acre per single application. • Do not apply more than 0.72 lb ai of fluoxastrobin per acre per year. • Do not apply more than 4 applications of product per acre per year, with a minimum retreatment interval of 7 days between applications. • Do not apply to fruiting vegetables grown in a greenhouse. • Do not apply product within 3 days of harvest. 		

STORAGE AND DISPOSAL

Do not contaminate water, food or feed by storage or disposal.

PESTICIDE STORAGE

Store in original container and keep tightly closed. Store in a cool dry place.

PESTICIDE DISPOSAL

Wastes resulting from the use of this product may be disposed of on site or at an approved waste disposal facility.

CONTAINER HANDLING

Rigid, Non-refillable containers small enough to shake (i.e., with capacities equal to or less than 5 gallons).

Nonrefillable container. Do not reuse or refill this container. Triple rinse container (or equivalent) promptly after emptying. Triple rinse as follows, empty the remaining contents into application equipment or a mix-tank and drain for 10 seconds after the flow begins to drip. Fill the container 1/4 full with water and recap. Shake for 10 seconds. Pour rinsate into application equipment or a mix-tank or store rinsate for later use or disposal. Drain for 10 seconds after the flow begins to drip. Repeat this procedure two more times. Then offer for recycling, if available, or puncture and dispose of in a sanitary landfill, or by incineration, or if allowed by state and local authorities, by burning. If burned, stay out of smoke.

Rigid Non-refillable containers that are too large to shake (i.e., with capacities greater than 5 gallons or 50 lbs)

Non-refillable container. Do not reuse or refill this container. Triple rinse or pressure rinse container (or equivalent) promptly after emptying. Triple rinse as follows: Empty the remaining contents into application equipment or a mix-tank. Fill the container 1/4 full with water. Replace and tighten closures. Tip container on its side and roll it back and forth, ensuring at least one complete revolution, for 30 seconds. Stand the container on its end and tip it back and forth several times. Empty the rinsate into application equipment or a mix-tank or store rinsate for later use or disposal. Repeat this procedure two more times.

Pressure rinse as follows: Empty the remaining contents into application equipment or a mix-tank and continue to drain for 10 seconds after the flow begins to drip. Hold container upside down over application equipment or mix-tank or collect rinsate for later use or disposal. Insert pressure rinsing nozzle in the side of the container, and rinse at about 40 PSI for at least 30 seconds. Drain for 10 seconds after the flow begins to drip.

Then offer for recycling if available, or puncture and dispose of in a sanitary landfill, or by incineration, or if allowed by state and local authorities, by burning. If burned, stay out of smoke.

Warranty and Disclaimer Statement

The directions for use of this product are believed to be adequate and must be followed carefully. However, it is impossible to eliminate all risks associated with the use of this product. Such risks may arise from weather conditions, soil factors, off-target movement, unconventional farming techniques, the presence of other materials, the manner of use or application, or other unknown factors, all of which are beyond the control of Arysta LifeScience North America, LLC ("Arysta"), and can cause crop injury, injury to non-target crops or plants, ineffectiveness of the product, or other unintended consequences. All such risks shall be assumed by the user or buyer.

Arysta warrants that this product conforms to the chemical description on the label and is reasonably fit for the purposes stated in the Directions for Use, subject to the inherent risks described above, when used in accordance with the Directions for Use under normal conditions. This warranty does not extend to the use of this product contrary to label instructions or under conditions not reasonably foreseeable to Arysta, and is subject to the inherent risks described above.

TO THE EXTENT CONSISTENT WITH APPLICABLE LAW, ARYSTA DISCLAIMS ALL OTHER WARRANTIES, EXPRESSED OR IMPLIED, INCLUDING ANY WARRANTY OF MERCHANTABILITY OR FITNESS FOR A PARTICULAR PURPOSE. TO THE EXTENT CONSISTENT WITH APPLICABLE LAW, ARYSTA, MANUFACTURER, AND SELLER DISCLAIM AND SHALL NOT BE LIABLE FOR ANY SPECIAL, INCIDENTAL, INDIRECT, OR CONSEQUENTIAL DAMAGES RESULTING FROM THE USE, HANDLING, APPLICATION, STORAGE, OR DISPOSAL OF THIS PRODUCT OR FOR DAMAGES IN THE NATURE OF PENALTIES, AND THE USER AND BUYER WAIVE ANY RIGHT THAT THEY MAY HAVE TO SUCH DAMAGES. NO AGENT, REPRESENTATIVE OR EMPLOYEE OF ARYSTA IS AUTHORIZED TO MAKE ANY WARRANTY, GUARANTEE OR REPRESENTATION BEYOND THOSE CONTAINED HEREIN OR TO MODIFY THE WARRANTIES CONTAINED HEREIN.

TO THE EXTENT CONSISTENT WITH APPLICABLE LAW, THE EXCLUSIVE REMEDY OF THE USER OR BUYER, AND THE TOTAL LIABILITY OF ARYSTA, MANUFACTURER, AND SELLER, SHALL BE LIMITED TO THE PURCHASE PRICE PAID, OR AT ARYSTA'S ELECTION, THE REPLACEMENT OF THE PRODUCT.

Arysta LifeScience and the Arysta LifeScience logo are registered trademarks of Arysta LifeScience Corporation. TEPERA and the TEPERA logo are registered trademarks of an Arysta LifeScience Group Company. ©2018 Arysta LifeScience Group Company.

SUPPLEMENTAL LABELING

[Text in brackets is optional]

FLUOXASTROBIN GROUP 11 FUNGICIDE

TEPERA[®] FUNGICIDE

Supplemental Label to Add **DIRECTIONS FOR USE** on **BARLEY[*]**

[*Not registered for use in California]

This supplemental label expires March 31, 2021 and must not be used or distributed after this date.

For Agricultural Uses

ACTIVE INGREDIENT:	% BY WT.
Fluoxastrobin: [(1E)-2-[[6-(2-Chlorophenoxy)-5-fluoro-4-pyrimidinyl]oxy]phenyl] (5,6-dihydro-1,4,2-dioxazin-3-yl) methanone-O-methyloxime]	19.67%
OTHER INGREDIENTS:.....	80.33%
TOTAL:.....	100.0%

This product contains 1.82 pounds of fluoxastrobin per gallon (219.0 g per liter).

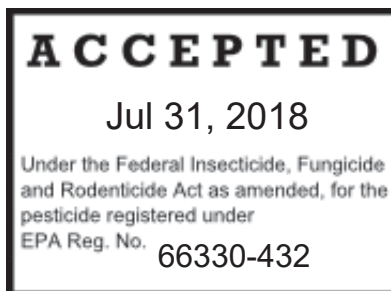
KEEP OUT OF REACH OF CHILDREN CAUTION / PRECAUCIÓN

DIRECTIONS FOR USE

It is a violation of Federal Law to use this product in a manner inconsistent with its labeling.

THIS LABELING MUST BE IN THE POSSESSION OF THE USER AT THE TIME OF APPLICATION. READ THE LABEL AFFIXED TO THE CONTAINER FOR **TEPERA[®] FUNGICIDE** BEFORE APPLYING. USE OF **TEPERA FUNGICIDE** ACCORDING TO THIS LABELING IS SUBJECT TO THE USE PRECAUTIONS, RESTRICTIONS, AND LIMITATIONS IMPOSED BY THE LABEL AFFIXED TO THE CONTAINER FOR **TEPERA FUNGICIDE (EPA Reg. No. 66330-432)**.

xxxxxxV003Su



BARLEY[*]

Soilborne and Seedling Disease Control	Product Rate To Use	Application Directions
Rhizoctonia Root Rot	4.2 – 8.4 fl oz/A (0.06 - 0.12 lb ai/A)	Apply as a 5- to 7-inch band (T-band) over an open furrow, or in-furrow with the seed. See IN-FURROW AND BANDING APPLICATION RATES table for appropriate use rate per 1000 row feet based on crop row spacing.
Foliar Disease Control	Product Rate to Use	Application Directions
Barley Stripe[*] Net Blotch Leaf Rust Stripe Rust Stem Rust Scald Septoria Leaf and Glume Blotch Spot Blotch Tan Spot	4.2 - 8.4 fl oz/A (0.06 - 0.12 lb ai/A)	For optimum results, begin applications preventively and continue as needed on a 14- to 21-day interval. Use the higher specified rates and shorter interval when disease pressure is high. For early-season disease suppression you can apply product at 2.1 - 4.2 fl oz/A. An adjuvant may be added to the tank.
Powdery Mildew Stagonospora Blotch	5.6 - 8.4 fl oz/A (0.08 - 0.12 lb ai/A)	
<p>RESTRICTIONS:</p> <ul style="list-style-type: none"> • Do not apply more than 8.4 fl oz of product (0.12 lb ai) per acre per single application. Do not apply more than 16.8 fl oz (0.24 lb ai) of product per acre per year. • Do not apply more than 0.24 lb ai of fluoxastrobin per acre per year in barley. • Do not apply more than 2 applications of product per acre per year, with a minimum retreatment interval of 14 days between applications. • Do not apply later than Feekes growth stage 10.5. • Do not apply product within 40 days of harvest for barley grain and straw. • Do not apply product within 7 days of harvest for barley forage and hay. <p>[*Not registered for use in California]</p>		

Produced For:
ARYSTA LIFESCIENCE NORTH AMERICA, LLC
15401 Weston Parkway, Suite 150
Cary, NC 27513

Arysta LifeScience and the Arysta LifeScience logo are registered trademarks of Arysta LifeScience Corporation.

TEPERA is a registered trademark of an Arysta LifeScience Group Company.

©2018 Arysta LifeScience Group Company.

SUPPLEMENTAL LABELING

[Text in brackets is optional]

FLUOXASTROBIN GROUP 11 FUNGICIDE

TEPERA[®] FUNGICIDE

Supplemental Label to Add **DIRECTIONS FOR USE** on **CANOLA[*]**
[*Not registered for use in California]

This supplemental label expires March 31, 2021 and must not be used or distributed after this date.

For Agricultural Uses

ACTIVE INGREDIENT:	% BY WT.
Fluoxastrobin: [(1 E)-[2-[[6-(2-Chlorophenoxy)-5-fluoro-4-pyrimidinyl]oxy]phenyl] (5,6-dihydro-1,4,2-dioxazin-3-yl) methanone-O-methyloxime]	19.67%
OTHER INGREDIENTS:	80.33%
TOTAL:	100.0%

This product contains 1.82 pounds of fluoxastrobin per gallon (219.0 g per liter).

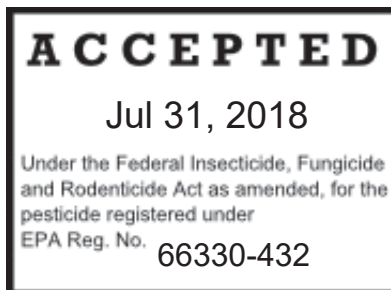
KEEP OUT OF REACH OF CHILDREN CAUTION / PRECAUCIÓN

DIRECTIONS FOR USE

It is a violation of Federal Law to use this product in a manner inconsistent with its labeling.

THIS LABELING MUST BE IN THE POSSESSION OF THE USER AT THE TIME OF APPLICATION. READ THE LABEL AFFIXED TO THE CONTAINER FOR **TEPERA[®] FUNGICIDE** BEFORE APPLYING. USE OF **TEPERA FUNGICIDE** ACCORDING TO THIS LABELING IS SUBJECT TO THE USE PRECAUTIONS, RESTRICTIONS, AND LIMITATIONS IMPOSED BY THE LABEL AFFIXED TO THE CONTAINER FOR **TEPERA FUNGICIDE (EPA Reg. No. 66330-432)**.

xxxxxxV003Su



CANOLA[*]

(Crop Subgroup 20A: Borage; Crambe; Cuphea; Flax Seed; Gold of Pleasure; Hare's Ear Mustard; Lesquerella; Lunaria; Meadowfoam; Milkweed; Mustard Seed; Oil Radish; Poppy Seed; Rapeseed; Sesame; Sweet Rock; cultivars, varieties and/or hybrids of these crops.)

Soilborne and Seedling Disease Control	Product Rate to Use	Application Directions
Rhizoctonia Root Rot	4.2 – 10.55 fl oz/A (0.06 - 0.15 lb ai/A)	Apply as a 5 to 7 inch band (T-band) over an open furrow, or in-furrow with the seed. See IN-FURROW AND BANDING APPLICATION RATES table for appropriate use rate per 1000 row feet based on crop row spacing.
Foliar Disease Control	Product Rate to Use	Application Directions
Alternaria Blackspot Blackleg[*] [Sclerotinia Stem Rot][*]	10.55 fl oz/A (0.15 lb ai/A)	For optimum results, begin applications preventively and continue as needed on a 7- to 14-day interval. Use the higher specified rates and shorter interval when disease pressure is high.
RESTRICTIONS: <ul style="list-style-type: none">• Do not apply more than 10.55 fl oz (0.15 lb ai/A) of product per acre per single application.• Do not apply more than 0.30 lb ai of fluoxastrobin per acre per year• There is a maximum number of 2 applications per year, and a minimum interval of 7 days between applications.• Do not apply within 21 days of harvest. [*Not registered for use in California]		

Produced For:
ARYSTA LIFESCIENCE NORTH AMERICA, LLC
15401 Weston Parkway, Suite 150
Cary, NC 27513

Arysta LifeScience and the Arysta LifeScience logo are registered trademarks of Arysta LifeScience Corporation.

TEPERA is a registered trademark of an Arysta LifeScience Group Company.

©2018 Arysta LifeScience Group Company.

SUPPLEMENTAL LABELING

[Text in brackets is optional]

FLUOXASTROBIN **GROUP 11** **FUNGICIDE**

TEPERA[®] FUNGICIDE

Supplemental Label to Add **DIRECTIONS FOR USE** on **DRY PEAS[*]** and **DRY BEANS[*]** (except Soybean)[*]

[*Not registered for use in California]

This supplemental label expires March 31, 2021 and must not be used or distributed after this date.

For Agricultural Uses

ACTIVE INGREDIENT:	% BY WT.
Fluoxastrobin: [(1E)-2-[[6-(2-Chlorophenoxy)-5-fluoro-4-pyrimidinyl]oxy]phenyl] (5,6-dihydro-1,4,2-dioxazin-3-yl) methanone-O-methyloxime]	19.67%
OTHER INGREDIENTS:	80.33%
TOTAL:	100.0%

This product contains 1.82 pounds of fluoxastrobin per gallon (219.0 g per liter).

KEEP OUT OF REACH OF CHILDREN

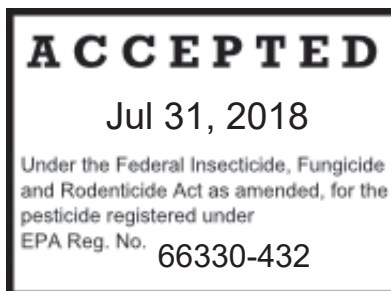
CAUTION / PRECAUCIÓN

DIRECTIONS FOR USE

It is a violation of Federal Law to use this product in a manner inconsistent with its labeling.

THIS LABELING MUST BE IN THE POSSESSION OF THE USER AT THE TIME OF APPLICATION. READ THE LABEL AFFIXED TO THE CONTAINER FOR **TEPERA[®] FUNGICIDE** BEFORE APPLYING. USE OF **TEPERA FUNGICIDE** ACCORDING TO THIS LABELING IS SUBJECT TO THE USE PRECAUTIONS, RESTRICTIONS, AND LIMITATIONS IMPOSED BY THE LABEL AFFIXED TO THE CONTAINER FOR **TEPERA FUNGICIDE** (EPA Reg. No. 66330-432).

xxxxxxV003Su



DRY PEAS[*] and DRY BEANS[*] (except Soybean)[*]

(Subgroup 6C: **Bean (*Lupinus Spp.*)** Grain Lupin, Sweet Lupin, White Lupin, and White Sweet Lupin); **Bean (*Phaseolus Spp.*)** (Field Bean, Kidney Bean, Lima Bean (Dry), Navy Bean, Pinto Bean, Runner Bean, Snap Bean, Tepary Bean, Wax Bean); **Bean (*Vigna Spp.*)** (Adzuki Bean, Asparagus Bean, Blackeyed Pea, Cowpea, Catjang, Chinese Longbean, Crowder Pea, Moth Bean, Mung Bean, Rice Bean, Southern Pea, Urd Bean, Yardlong Bean; **Broad Bean** (Fava Bean - Dry) (*Vicia faba*); **Chickpea**; **Guar (*Cyamopsis tetragonoloba*)**; **Lablab Bean** (Hyacinth Bean) (*Lablab purpureus*); **Lentil (*Lens esculenta*)**; **Pea (*Pisum spp.*)** (Dwarf Pea, Ediblepod Pea, English Pea, Garden Pea, Green Pea, Field Pea, Snow Pea, Sugar Snap Pea); **Pigeon Pea (*Cajanus cajan*)**

Soilborne and Seedling Disease Control	Product Rate to Use	Application Directions
Rhizoctonia Root Rot	4.2 – 10.55 fl oz/A (0.06 - 0.15 lb ai/A)	Apply as a 5- to 7-inch band (T-band) over an open furrow, or in-furrow with the seed. See IN-FURROW AND BANDING APPLICATION RATES table for appropriate use rate per 1000 row feet based on crop row spacing.
Disease Control	Product Rate to Use	Application Directions
Alternaria Blight Alternaria Leaf Spot Anthraxnose Ascochyta Blight[*] Ascochyta Leaf and Pod Spot[*] Ascochyta Leaf Spot[*] Bean Rust Rust Southern Blight Web Blight	4.2 - 10.55 fl oz/A (0.06 - 0.15 lb ai/A)	For optimum results, begin applications preventively and continue as needed on a 7- to 14-day interval. For management of Ascochyta use the highest specified rate. To limit the potential for development of disease resistance follow the guidelines outlined in the resistance management section. An adjuvant may be added to the tank.
RESTRICTIONS:		
<ul style="list-style-type: none"> • Do not apply more than 10.55 fl oz (0.15 lb ai/A) of product per acre per single application. • Do not apply more than 0.30 lb ai of fluoxastrobin per acre per year (including in-furrow, banded and foliar applications). • There is a maximum number of 2 applications per acre per year, and a minimum interval of 7 days between applications. • Do not apply product within 7 days of harvest. • To be grown for pea and bean, dry seed only. Do not feed or harvest field pea or cowpea forage and hay. 		
[*Not registered for use in California]		

Produced For:
ARYSTA LIFESCIENCE NORTH AMERICA, LLC
15401 Weston Parkway, Suite 150
Cary, NC 27513

Arysta LifeScience and the Arysta LifeScience logo are registered trademarks of Arysta LifeScience Corporation.

TEPERA is a registered trademark of an Arysta LifeScience Group Company.

©2018 Arysta LifeScience Group Company.