

66330-383

05/12/2011

1/19



UNITED STATES ENVIRONMENTAL PROTECTION AGENCY  
WASHINGTON, DC 20460

OFFICE OF  
CHEMICAL SAFETY AND  
POLLUTION PREVENTION

MAY 12 2011

Gary R. Orr  
Regulatory Manager  
Arysta LifeScience N.A. Corporation  
15401 Weston Parkway, Suite 159  
Cary, NC 27513

Subject: EVITO® T Fungicide  
EPA Reg. No. 66330-383  
Your amendment dated March 1, 2011  
EPA Decision Number 442245

Dear Dr. Orr:

The amended master label referred to above, submitted in connection with registration under the Federal Insecticide, Fungicide and Rodenticide Act as amended is acceptable provided the following change is made:

1. On page 2 in the paragraph following the header **HAZARDS TO HUMANS AND DOMESTIC ANIMALS** delete the sentence "Wear protective eyewear such as goggles, face shield, or safety glasses."

The revised supplemental label that you submitted May 11, 2011 is acceptable provided the following change is made:

2. On page 3 add "Produced for:" immediately above "ARYSTA LIFESCIENCE NORTH AMERICA, LLC"

One copy of the master label stamped "Accepted with comments" and one copy of the supplemental label stamped "Accepted with comments" are enclosed for your records. This master label supersedes all labels previously accepted for this product. Please submit one copy of the final printed labels before the product is released for shipment.

If you have any questions, please contact Robert Westin by phone at (703) 305-5721 or via email at westin.robert@epa.gov.

Sincerely,

A handwritten signature in cursive script that reads "Mary L. Waller".

Mary L. Waller  
Product Manager (21)  
Fungicide Branch  
Registration Division (7504P)

Enclosure

2/19

# EVITO<sup>®</sup> T Fungicide

**For Use on Field Corn, Field Corn Grown for Seed,  
Soybean, Wheat, Sweet Corn, and Peanuts**

GROUP	<b>11</b>	FUNGICIDE
GROUP	<b>03</b>	FUNGICIDE

**ACTIVE INGREDIENT:**

Fluoxastrobin: [(1E)-[2-[[6-(2-Chlorophenoxy)-5-fluoro-4-pyrimidinyl]oxy]phenyl] 5,6-dihydro-1,4,2-dioxazin-3-yl) methanone-O-methyloxime] ..... 18%

Tebuconazole: alpha-[2-(4-chlorophenyl)ethyl]-alpha-(1,1-dimethylethyl)-1H-1,2,4-triazole-1-ethanol ..... 25%

**OTHER INGREDIENTS:** ..... 57%

**TOTAL:** ..... 100%

This product contains 1.67 lbs of fluoxastrobin and 2.32 lbs tebuconazole per gallon

**KEEP OUT OF REACH OF CHILDREN**

### WARNING / AVISO

Si usted no entiende la etiqueta, busque a alguien para que se la explique a usted en detalle.  
(If you do not understand the label find someone to explain it to you in detail.)


**See additional precautionary statements and First Aid instructions elsewhere on this label.  
For Product Use Information Call 1-866-761-9397**

EPA Reg. No. 66330-383  
EPA EST. No.  
AD120108

Produced for:  
Arysta LifeScience North America, LLC  
15401 Weston Parkway, Suite 150  
Cary, NC 27513

**ACCEPTED**  
with **COMMENTS**  
In EPA Letter Dated  
**MAY 12 2011**  
Under the Federal Insecticide,  
Fungicide, and Rodenticide Act  
as amended, for the pesticide  
registered under EPA Reg. No.  
66330-383

NET CONTENTS: \_\_\_\_\_



<b>FIRST AID</b>	
<b>If in eyes</b>	<ul style="list-style-type: none"> <li>• Hold eye open and rinse slowly and gently with water for 15-20 minutes.</li> <li>• Remove contact lenses, if present, after the first 5 minutes, then continue rinsing.</li> <li>• Call a physician if irritation persists.</li> </ul>
<b>If swallowed</b>	<ul style="list-style-type: none"> <li>• Call a poison control center or doctor for treatment advice.</li> <li>• Do not induce vomiting unless told to do so by a poison control center or doctor.</li> <li>• Have person sip a glass of water if able to swallow.</li> </ul>
<b>HOT LINE NUMBERS</b>	
<p>Have the product container or label with you when calling a poison control center or doctor, or going for treatment.</p> <p><b>FOR 24-HOUR EMERGENCY MEDICAL ASSISTANCE:</b> Call PROSAR at 1-866-303-6952 or 1-651-632-8946 if calling from outside the U.S.</p> <p><b>FOR CHEMICAL EMERGENCY:</b> Spill, leak, fire, exposure, or accident call CHEMTREC at 1-800-434-9300 or 1-703-527-3887 if calling from outside of the U.S.</p>	

**PRECAUTIONARY STATEMENTS**

**HAZARDS TO HUMANS AND DOMESTIC ANIMALS**

**WARNING.** Causes substantial, but temporary, eye injury. Do not get in eyes or on clothing. Wear protective eyewear such as goggles, face shield, or safety glasses. Wash thoroughly with soap and water after handling and before eating, drinking, chewing gum, or using tobacco. Remove and wash contaminated clothing before reuse.

**PERSONAL PROTECTIVE EQUIPMENT (PPE)**

Applicators and other handlers must wear:

- long-sleeved shirt and long pants
- shoes plus socks
- chemical resistant gloves made of any waterproof material, such as nitrile, butyl, neoprene and/or barrier laminate. These are only some of the glove materials that are chemically resistant to this product. For more options, refer to category A on an EPA chemical resistance category selection chart
- protective eyewear

Discard clothing and other absorbent materials that have been drenched or heavily contaminated with this product's concentrate. Do not reuse them. Follow manufacturer's instructions for cleaning/maintaining PPE. If there are no such instructions for washables, use detergent and hot water. Keep and wash PPE separately from other laundry.

**ENGINEERING CONTROLS STATEMENT**

When handlers use closed systems, enclosed cabs, or aircraft in a manner that meets the requirements listed in the Worker Protection Standard (WPS) for agricultural pesticides [40 CFR 170.240 (d) (4-6)], the handler PPE requirements may be reduced or modified as specified in the WPS.

**USER SAFETY RECOMMENDATIONS**

Users should:

- Wash hands before eating, drinking, chewing gum, using tobacco or using the toilet.
- Remove clothing/PPE immediately if pesticide gets inside. Then wash thoroughly and put on clean clothing.
- Remove PPE immediately after handling this product. Wash the outside of gloves before removing. As soon as possible, wash thoroughly and change into clean clothing.

**ENVIRONMENTAL HAZARDS**

This pesticide is toxic to mammals, fish, and aquatic invertebrates. Drift and runoff may be hazardous to aquatic organisms in water adjacent to treated areas. The active ingredient in this product can be persistent for several months or longer. Do not apply directly to water or to areas where surface water is present or to intertidal areas below the mean high water mark, or other sensitive areas that may be exposed to spray drift. Do not contaminate water when disposing of equipment washwater or rinsate.

**Ground Water Advisory:** Tebuconazole is known to leach through soil into ground water under certain conditions as a result of label use. Use of this chemical in areas where soils are permeable, particularly where the water table is shallow, may result in groundwater contamination.

**Surface Water Advisory:** This product may contaminate water through drift of spray in wind. This product has a high potential for runoff for several months or more after application. Poorly drained soil and soils with shallow water tables are more prone to runoff that contains this product. A level, well maintained vegetative buffer strip between areas to which this product is applied and surface water features such as ponds, streams, and springs will reduce the potential for contamination of water from rainfall-runoff. Runoff of this product will be reduced by avoiding applications when rainfall is forecast within 48 hours.

**DIRECTIONS FOR USE**

**It is a violation of Federal law to use this product in a manner inconsistent with its labeling.**

Do not apply this product in a way that will contact workers or other persons, either directly or through drift. Only protected handlers may be in the area during application. For any requirements specific to your State or Tribe, consult the agency responsible for pesticide regulation.

**AGRICULTURAL USE REQUIREMENTS**

Use this product only in accordance with its labeling and with the Worker Protection Standard, 40 CFR part 170. This Standard contains requirements for the protection of agricultural workers on farms, forests, nurseries, and greenhouses, and handlers of agricultural pesticides. It contains requirements for training, decontamination, notification, and emergency assistance. It also contains specific instructions and exceptions pertaining to the statements on this label about personal protective equipment (PPE), notification to workers, and restricted-entry interval. The requirements in this box only apply to uses of this product that are covered by the Worker Protection Standard.

Do not enter or allow worker entry into treated areas during the restricted-entry interval (REI). **The REI of each crop is located in the application directions for that crop.**

PPE required for early entry to treated areas that is permitted under the Worker Protection Standard and that involves contact with anything that has been treated, such as plants, soil, or water is:

- long-sleeved shirt and long pants or coveralls
- shoes plus socks
- chemical resistant gloves made of any waterproof material, such as nitrile, butyl, neoprene, and / or barrier laminate
- protective eyewear

**GENERAL INFORMATION**

**EVITO T Fungicide** is a broad-spectrum fungicide for the control of certain diseases in field corn, field corn grown for seed, sweet corn, wheat and peanuts. EVITO T Fungicide works by interfering with respiration and sterol synthesis in plant-pathogenic fungi, and is a potent inhibitor of spore germination and mycelial growth. The active ingredients, fluoxastrobin and tebuconazole, move rapidly into green tissue via translaminar movement. The product needs 2 to 4 hours after application to become rainfast. Roots of plants also take up the active ingredients where they are translocated throughout the xylem of plants to provide internal inhibition of fungal growth and protect the plant from new infections. The broad spectrum of activity of EVITO T Fungicide makes it an excellent choice as a broad spectrum, dual action fungicide for disease management programs for listed crops. Other labeled fungicides can be used in tank mixture or alternated with EVITO T Fungicide to fulfill total disease management in listed crops.

**UNDER CERTAIN CONDITIONS CONDUCIVE TO EXTENDED INFECTION PERIODS, ADDITIONAL FUNGICIDE APPLICATIONS BEYOND THE NUMBER ALLOWED BY THIS LABEL MAY BE NEEDED. UNDER THESE CONDITIONS, USE ANOTHER FUNGICIDE REGISTERED FOR THE DISEASE.**

**RESISTANCE MANAGEMENT**

The active ingredients in EVITO T Fungicide (fluoxastrobin and tebuconazole) belong to the strobilurin (Group 11 Fungicides) and the demethylation inhibitor (Group 03 Fungicides) fungicide classes, respectively. The dual action of EVITO T Fungicide results in a built in resistance management strategy that will minimize the resistance in at risk pathogens. Fungal pathogens are known to develop resistance to products with the same mode of action when used repeatedly. Because resistance development cannot be predicted, the use of this product should conform to resistance management strategies established for agricultural uses. Such strategies may include rotating and/or tank-mixing with products having different modes of action, or limiting the total number of applications per season. Arysta LifeScience encourages responsible resistance management to ensure effective long-term control of the fungal diseases on this label.

In programs in which EVITO T Fungicide is used, the number of Group 11 fungicides (strobilurins) and Group 3 fungicides (demethylation inhibitors) applications should be no more than one half of the total number of fungicide applications per season for at risk pathogens.

**APPLICATION GUIDELINES**

**Broadcast Ground Sprayers**

Thorough coverage is necessary to provide good disease control. Applications using sufficient water volume to provide thorough and uniform coverage provide the most effective disease control.

Equip sprayers with nozzles that provide accurate and uniform application. Be certain that nozzles are the same size and uniformly spaced across the boom. Calibrate the sprayer before use. Use a pump with the capacity to: (1) maintain a minimum of 35 psi at nozzles, and (2) provide sufficient agitation in the tank to keep the mixture in suspension (this requires recirculation of 10% of the tank volume per minute). Use jet agitators or a liquid sparge tube for vigorous agitation. Use screens to protect the pump and to prevent nozzles from clogging. Screens placed on the suction side of the pump should be 16-mesh or coarser. Do not place a screen in the recirculation line. Use 50-mesh screens at the nozzles. Check nozzle manufacturer's recommendations. For information on spray equipment and calibration, consult sprayer manufacturer's and/or state recommendations. For specific local directions and spray schedules, consult the current state agricultural experiment station recommendations.

**Mixing Procedures**

Prepare no more spray mixture than is needed for the immediate operation. Thoroughly clean spray equipment before using this product. Agitation is necessary for proper dispersal of the product. Maintain maximum agitation throughout the spraying operation. Do not let the spray mixture stand overnight in the spray tank. Flush the spray equipment thoroughly following each use and apply the rinsate to a previously treated area.

**EVITO T Fungicide Alone**

Add 1/2 of the required amount of water to the mix tank. With the agitator running, add the EVITO T Fungicide to the tank. Continue agitation while adding the remainder of the water. Begin application of the solution after the EVITO T Fungicide has completely and uniformly dispersed into the mix water. Maintain agitation until all of the mixture has been applied.

**EVITO T Fungicide + Tank-mix Partners**

Add 1/2 of the required amount of water to the mix tank. Start the agitator running before adding any tank-mix partners. In general, tank-mix partners should be added in this order: products packaged in water-soluble packaging (see note below), wettable powders, water dispersible granules (dry flowable), suspension concentrate (liquid flowable) (such as EVITO T Fungicide), other liquids, and emulsifiable concentrates. Always allow each tank-mix partner to become fully and uniformly dispersed before adding the next product. Provide sufficient agitation while adding the remainder of the water. Maintain agitation until all of the mixture has been applied.

**Note:** When using EVITO T Fungicide in tank-mixtures, all products in water-soluble packaging should be added to the tank before any other tank-mix partner, including EVITO T Fungicide. Allow the water-soluble packaging to completely dissolve and the product(s) to completely disperse before adding any other tank-mix partner to the tank.

If using EVITO T Fungicide in a tank-mixture, observe all directions for use, sites, use rates, dilution ratios, precautions, and limitations, which appear on the tank-mix partner labels. No label dosage rate may be exceeded, and the most restrictive label precautions and limitations must be followed. This product must not be mixed with any product that prohibits such mixing. Tank-mixtures or application of other products referenced on this label are permitted only in those states in which the referenced products are registered.

EVITO T Fungicide is compatible with most insecticide, fungicide, and foliar nutrient products. However, the physical compatibility of EVITO T Fungicide with tank-mix partners should be tested before use. To determine the physical compatibility of EVITO T Fungicide with other products, use a jar test, as described below.

Jar Test Procedure: Using a quart jar, add the proportionate amounts of the products to 1 qt. of water. Add wettable powders and water dispersible granular products first, then suspension concentrates, and emulsifiable concentrates last. After thoroughly mixing, add the remaining 1/2 qt. of water, shake and let stand for at least 5 minutes. If the combination remains mixed or can be remixed readily, it is physically compatible. Once compatibility has been proven, use the same procedure for adding required ingredients to the spray tank.

**The safety of all potential tank-mixes including additives and other pesticides on agricultural commodities has not been tested. Before applying any tank-mixture, confirm its safety by treating a small crop area in accordance with the label. To test for safety, apply EVITO T Fungicide to a small crop area and in accordance with label instructions and observe plants over a period of time for the appearance of phytotoxicity symptoms.**

**CHEMIGATION**

Apply EVITO T Fungicide only through sprinkler type irrigation systems, including center pivot, microjet, wheel lines, lateral move, side roll, or overhead solid set irrigation systems. Do not apply EVITO T Fungicide through any other type of irrigation system.

**DIRECTIONS FOR USE THROUGH SPRINKLER IRRIGATION SYSTEMS**

Crop injury, lack of effectiveness, or illegal pesticide residues in the crop can result from non-uniform distribution of treated water.

If you have questions about calibration, you should contact State Extension Service Specialists, equipment manufacturers or other irrigation experts.

**SPRAY PREPARATION**

Remove scale, pesticide residues, and other foreign matter from the chemical tank and entire injector system. Flush with clean water.

**APPLICATION INSTRUCTIONS**

First prepare a suspension of EVITO T Fungicide in a mix tank. Fill tank with 1/2 to 3/4 the desired amount of water. Start mechanical or hydraulic agitation. Add the required amount of EVITO T Fungicide and then the remaining volume of water. Then set sprinkler to deliver no more than 0.4 inch of water per acre. Start sprinkler and uniformly inject the suspension of EVITO T Fungicide into the irrigation water line so as to deliver the desired rate per acre. The suspension of EVITO T Fungicide should be injected with a positive displacement pump into the main-line ahead of a right-angle turn to insure adequate mixing. If you should have any other questions about calibration, you should contact State Extension Service specialists, equipment manufacturers or other experts.

**NOTE:** When treatment with EVITO T Fungicide has been completed, further field irrigation over the treated area should be avoided for 24 hours to prevent washing the chemical off the crop.

**CHEMIGATION SYSTEMS CONNECTED TO PUBLIC WATER SYSTEMS**

1. Do not connect an irrigation system (including greenhouse systems) used for pesticide application to a public water system unless the pesticide label prescribed safety devices for public water systems are in place. Public water system means a system for the provision to the public of piped water for human consumption if such system has at least 15 service connections or regularly serves an average of at least 25 individuals daily at least 60 days out of the year.
2. Chemigation systems connected to public water systems must contain a functional, reduced-pressure zone, back flow preventer (RPZ) or the functional equivalent in the water supply line upstream from the point of pesticide introduction. As an option to the RPZ, the water from the public water system should be discharged into a reservoir tank prior to pesticide introduction. There shall be a complete physical break (air gap) between the flow outlet end of the fill pipe and the top or overflow rim of the reservoir tank of at least twice the inside diameter of the fill pipe.
3. The pesticide injection pipeline must contain a functional, automatic, quick-closing check valve to prevent the flow of fluid back toward the injection.
4. The pesticide injection pipeline must contain a functional, normally closed, solenoid-operated valve located on the intake side of the injection pump and connected to the system interlock to prevent fluid from being withdrawn from the supply tank when the irrigation system is either automatically or manually shut down.
5. The system must contain functional interlocking controls to automatically shut off the pesticide injection pump when the water pump motor stops, or in cases where there is no water pump, when the water pressure decreases to the point where pesticide distribution is adversely affected.
6. Systems must use a metering pump, such as a positive displacement injection pump (e.g., diaphragm pump) effectively designed and constructed of materials that are compatible with pesticides and capable of being fitted with a system interlock.
7. Do not apply when wind speed favors drift beyond the area intended for treatment.

**SPECIAL PRECAUTIONS FOR CHEMIGATION THROUGH SPRINKLER IRRIGATION SYSTEMS**

1. Maintain continuous agitation in mix tank during mixing and application to assure a uniform suspension.
2. Greater accuracy in calibration and distribution will be achieved by injecting a larger volume of a more dilute solution per unit time.
3. The system must contain a functional check valve, vacuum relief valve, and low pressure drain appropriately located on the irrigation pipeline to prevent water source contamination from backflow.
4. The pesticide injection pipeline must contain a functional, automatic, quick-closing check valve to prevent the flow of fluid back toward the injection pump.
5. The pesticide injection pipeline must also contain a functional, normally closed solenoid-operated valve located on the intake side of the injection pump and connected to the system interlock to prevent fluid from being withdrawn from the supply tank when the irrigation system is either automatically or manually shutdown.
6. The system must contain functional interlocking controls to automatically shut off the pesticide injection pump when the water pump motor stops.
7. The irrigation line or water pump must include a functional pressure switch which will stop the water pump motor when the water pressure decreases to the point where pesticide distribution is adversely affected.
8. Systems must use a metering pump, such as a positive displacement injection pump (e. g., diaphragm pump) effectively designed and constructed of materials that are compatible with pesticides and capable of being fitted with a system interlock.

9. Do not apply when wind speed favors drift beyond the area intended for treatment. If you are unsure of wind conditions, contact your local extension agent.
10. Do not apply when system connections or fittings leak, when nozzles do not provide uniform distribution or when lines containing the product must be dismantled and drained. Crop injury, lack of effectiveness, or illegal pesticide residues in the crop may result from non-uniform distribution of treated water.
- ~~11. Allow sufficient time for pesticide to be flushed through all lines and all nozzles before turning off irrigation water. A person knowledgeable of the chemigation system and responsible for its operation, or under supervision of the responsible person, shall shut the system down and make necessary adjustments should the need arise.~~
12. Do not connect an irrigation system (including greenhouse systems) used for pesticide application to a public water system unless the pesticide label-prescribed safety devices for public water systems are in place.

**SPRAY DRIFT**

**SENSITIVE AREAS**

This pesticide must only be applied when the potential for drift to adjacent sensitive areas (e.g., residential areas, bodies of water, known habitats for threatened or endangered species, non-target crops) is minimal (e.g., when wind is blowing away from the sensitive areas).

Avoiding spray drift at the application site is the responsibility of the applicator. The interaction of many equipment-and-weather-related factors determine the potential for spray drift. The applicator and the grower are responsible for considering all these factors when making decisions.

Observe the following precautions when spraying in the vicinity of aquatic areas such as lakes, reservoirs, rivers, permanent streams, marshes or natural ponds, and estuaries:

- Apply only during alternate years in fields adjacent to aquatic areas listed above.
- Do not apply by ground or air within 100 feet of aquatic areas listed above.
- Do not cultivate within 10 feet of an aquatic area to allow growth of a vegetative filler strip.

The following drift management requirements must be followed to avoid off-target drift movement from aerial applications to agricultural field crops.

1. The distance of the outer most nozzles on the boom must not exceed 3/4 the length of the wingspan or rotor.
2. Nozzles must always point backward parallel with the air stream and never be pointed downwards more than 45 degrees.

Where states have more stringent regulations, they must be observed. The applicator must be familiar with and take into account the information covered in the *Aerial Drift Reduction Advisory Information*.

**AERIAL DRIFT REDUCTION ADVISORY**

This section is advisory in nature and does not supersede the mandatory label requirements.

**INFORMATION ON DROPLET SIZE**

The most effective way to reduce drift potential is to apply large droplets. The best drift management strategy is to apply the largest droplets that provide sufficient coverage and control. Applying larger droplets reduces drift potential, but will not prevent drift if applications are made improperly, or under unfavorable environmental conditions (see Wind, Temperature and Humidity, and Temperature Inversions below).

**CONTROLLING DROPLET SIZE**

- Volume - Use high flow rate nozzles to apply the highest practical spray volume. Nozzles with higher rated flows produce larger droplets.
- Pressure - Do not exceed the nozzle manufacturer's recommended pressures. For many nozzle types lower pressure produces larger droplets. When higher flow rates are needed, use higher flow rate nozzles instead of increasing pressure.
- Number of nozzles - Use the minimum number of nozzles that provide uniform coverage.
- Nozzle Orientation - Orienting nozzles so that the spray is released parallel to the airstream produces larger droplets than other orientations and is the recommended practice. Significant deflection from horizontal will reduce droplet size and increase drift potential.
- Nozzle Type - Use a nozzle type that is designed for the intended application. With most nozzle types, narrower spray angles produce larger droplets. Consider using low-drift nozzles. Solid stream nozzles oriented straight back produce the largest droplets and the lowest drift.



**BOOM LENGTH**

For some use patterns, reducing the effective boom length to less than ¾ of the wingspan or rotor length may further reduce drift without reducing swath width.

**APPLICATION HEIGHT**

Applications must not be made at a height greater than 10 feet above the top of the target plants unless a greater height is required for aircraft safety. Making applications at the lowest height that is safe reduces exposure of droplets to evaporation and wind.

**SWATH ADJUSTMENT**

When applications are made with a crosswind, the swath will be displaced downwind. Therefore, on the up and downwind edges of the field, the applicator must compensate for this displacement by adjusting the path of the aircraft upwind. Swath adjustment distance should increase, with increasing drift potential (higher wind, smaller drops, etc.)

**WIND**

Drift potential is lowest between wind speeds of 2 - 10 mph. However, many factors, including droplet size and equipment type determine drift potential at any given speed. Application should be avoided below 2 mph due to variable wind direction and high inversion potential. **NOTE:** Local terrain can influence wind patterns. Every applicator should be familiar with local wind patterns and how they affect spray drift.

**TEMPERATURE AND HUMIDITY**

When making applications in low relative humidity, set up equipment to produce larger droplets to compensate for evaporation. Droplet evaporation is most severe when conditions are both hot and dry.

**TEMPERATURE INVERSIONS**

Applications should not occur during a temperature inversion because drift potential is high. Temperature inversions restrict vertical air mixing, which causes small suspended droplets to remain in a concentrated cloud. This cloud can move in unpredictable directions due to the light variable winds common during inversions. Temperature inversions are characterized by increasing temperatures with altitude and are common on nights with limited cloud cover and light to no wind. They begin to form as the sun sets and often continue into the morning. Their presence can be indicated by ground fog; however, if fog is not present, inversions can also be identified by the movement of smoke from a ground source or an aircraft smoke generator. Smoke that layers and moves laterally in a concentrated cloud (under low wind conditions) indicates an inversion, while smoke that moves upward and rapidly dissipates indicates good vertical air mixing.

**USE DIRECTIONS FOR SPECIFIC CROPS**

EVITO T Fungicide provides control or suppression of several important diseases in listed crops. When reference is made to disease suppression, suppression can mean either erratic control from good to fair, or consistent control at a level below that obtained with the best commercial disease control products.

**ROTATIONAL RESTRICTIONS**

Crops listed on this label may be replanted immediately following harvest. In addition, areas may be replanted with root vegetables subgroup (e.g. carrot, radish, sugarbeet, turnips), bulb vegetables (e.g. onion and garlic), leafy greens subgroup (e.g. lettuce, spinach), brassica vegetables (e.g. broccoli, cauliflower, cabbage, mustard greens), alfalfa, cotton, legume vegetables (dry and succulent peas and beans), cereal grains, and forage grasses following a 120-day plant back interval. For all other crops, do not plant back within one year of the last field application.

**CORN (Field Corn, Field Corn Grown for Seed)**

Disease Control	Rate to Use	Application Timing and Resistance Management
<p><b>Rust, common</b> (<i>Puccinia sorghi</i>)</p> <p><b>Rust, southern</b> (<i>Puccinia polyspora</i>)</p> <p><b>Anthracnose leaf blight</b> (<i>Colletotrichum graminicola</i>)</p> <p><b>Gray Leaf Spot</b> (<i>Cercospora sorghi</i>)</p> <p><b>Northern corn leaf blight</b> (<i>Setosphaeria turcica</i>)</p> <p><b>Northern corn leaf spot</b> (<i>Cochliobolus carbonum</i>)</p> <p><b>Southern corn leaf blight</b> (<i>Cochliobolus heterostrophus</i>)</p> <p><b>Eye Spot</b> (<i>Aureobasidium zeae</i>)</p>	<p>4 to 9 fl oz/A*</p>	<ul style="list-style-type: none"> <li>Apply a maximum of two applications preventatively, with the final application no later than the R4 (early dough) stage.</li> </ul>

\*0.052 lbs fluoxastrobin and 0.072 lbs tebuconazole per acre to 0.117 lbs fluoxastrobin and 0.163 lbs tebuconazole per acre.

**RESTRICTIONS AND OTHER INFORMATION:**

- Do not apply more than 18 fl oz (0.234 lbs ai fluoxastrobin+0.327 lbs ai tebuconazole) of EVITO T Fungicide per acre per year.
- There is a maximum number of 2 applications per season, and a minimum retreatment interval of 7 days.
- Do not apply EVITO T Fungicide after the R4 stage (early dough).
- EVITO T Fungicide may be applied up to 36 days before the harvest of grain or fodder.
- Apply in a minimum of 10 gallons of water per acre by ground and 3 gallons of water per acre by air.
- Restricted-entry interval (REI) = 12 hours.

### SOYBEAN

Disease Control	Rate to Use	Application Timing and Resistance Management
<b>Alternaria leaf spot</b> <i>(Alternaria spp.)</i> <b>Anthracnose</b> <i>(Colletotrichum truncatum)</i> <b>Brown Spot</b> <i>(Septoria glycines)</i> <b>Cercospora blight</b> <i>(Cercospora kikuchii)</i> <b>Frogeye leaf spot</b> <i>(Cercospora sojina)</i> <b>Pod and Stem blight</b> <i>(Diaporthe phaseolorum)</i> <b>Rhizoctonia aerial blight</b> <i>(Rhizoctonia solani)</i> <b>Rust</b> <i>(Phakopsora spp.)</i>	Disease Control:  4 to 6 fl oz/A*	<ul style="list-style-type: none"> <li>• Begin applications preventively and continue as needed on a 14 to 21 day interval.</li> <li>• Apply a maximum of two applications per crop season.</li> <li>• For optimum disease control, make an application at the R3 growth stage (beginning pod, pods are 3/16 inch at one of the four uppermost nodes) and a second application no later than R5.</li> </ul>

\*(0.052 lbs fluoxastrobin and 0.072 lbs tebuconazole per acre to 0.078 lbs fluoxastrobin and 0.108 lbs tebuconazole per acre.)

**RESTRICTIONS AND OTHER INFORMATION:**

- Do not apply more than 12 fl oz/A (0.156 lbs fluoxastrobin and 0.217 lbs tebuconazole/A) of EVITO T Fungicide per acre per crop season.
- There is a maximum of two applications per crop season, and a minimum retreatment interval of 14 days.
- Allow at least 14 days between applications.
- Apply in a minimum of 10 gallons of water per acre by ground and 3 gallons of water per acre by air.
- Do not apply EVITO T Fungicide within 21 days of forage harvest or 30 days of seed harvest.
- Restricted-entry interval (REI) = 12 hours.

**Wheat**

Disease Control	Rate to Use	Application Timing and Resistance Management
<p><b>Leaf rust</b> (<i>Puccinia recondita f. sp. tritici</i>)</p> <p><b>Stripe rust</b> (<i>Puccinia striiformis</i>)</p> <p><b>Stem rust</b> (<i>Puccinia graminis</i>)</p> <p><b>Septoria leaf and glume blotch</b> (<i>Septoria tritici</i>, <i>Septoria nodorum</i>)</p> <p><b>Tan Spot</b> (<i>Pyrenophora tritici-repentis</i>)</p>	<p>4 - 6 fl oz/A*</p>	<ul style="list-style-type: none"> <li>• Apply a maximum of two applications per season.</li> <li>• Apply no later than Feekes growth stage 10.5.</li> <li>• For optimum results, apply the first application at approximately Feekes growth stage 5 (Zadoks 31)(shooting-pseudostem erected) and a second application no later than Feekes growth stage 10.5 (Zadoks 54)(heading completed).</li> </ul>

\*(0.052 lbs fluoxastrobin and 0.072 lbs tebuconazole per acre to 0.078 lbs fluoxastrobin and 0.181 lbs tebuconazole per acre.)

**RESTRICTIONS AND OTHER INFORMATION:**

- Do not apply more than 12 fl oz (0.156 lbs fluoxastrobin+ 0.037 lbs tebuconazole.) of EVITO T Fungicide per acre per crop season.
- There is a maximum of two applications per crop season.
- Do not apply EVITO T Fungicide after Feekes growth stage 10.5 (heading completed).
- Restricted-entry interval (REI) = 12 hours.
- Apply in a minimum of 10 gallons of water per acre by ground and 3 gallons of water per acre by air.
- Do not apply EVITO T Fungicide within 40 days of harvest for grain or straw.
- Do not apply EVITO T Fungicide within 7 days of harvest for forage or hay.
- Do not allow livestock to graze or feed on green forage within 7 days after treatment with EVITO T Fungicide.

**SWEET CORN**

Disease Control	Rate to Use	Application Timing and Resistance Management
<b>Rust, common</b> <i>(Puccinia sorghi)</i>	4-9 fl oz/A*	<ul style="list-style-type: none"> <li>• Begin applications preventatively. Apply as needed on a 14 day interval.</li> </ul>
<b>Rust, southern</b> <i>(Puccinia polyspora)</i>  <b>Anthracnose leaf blight</b> <i>(Colletotrichum graminicola)</i>  <b>Gray Leaf Spot</b> <i>(Cercospora sorghi)</i>  <b>Northern corn leaf blight</b> <i>(Setosphaeria turcica)</i>  <b>Northern corn leaf spot</b> <i>(Cochliobolus carbonum)</i>  <b>Southern corn leaf blight</b> <i>(Cochliobolus heterostrophus)</i>  <b>Eye Spot</b> <i>(Aureobasidium zeae)</i>		<ul style="list-style-type: none"> <li>• Resistance Management: To limit the potential for development of disease resistance:</li> <li>• In areas with typically 1-4 sprays per year, alternate every application of EVITO T Fungicide with at least one application of another effective mode of action fungicide.</li> <li>• Do not make more than two (2) sequential applications of EVITO T Fungicide before alternating with a different mode of action for at least one (1) application</li> </ul>

\*0.052 lbs fluoxastrobin and 0.072 lbs tebuconazole per acre to 0.117 lbs fluoxastrobin and 0.163 lbs tebuconazole per acre.

**RESTRICTIONS AND OTHER INFORMATION:**

- Do not apply more than 36 fl oz (0.468 lbs fluoxastrobin+0.652 lbs tebuconazole) of EVITO T Fungicide per acre per year.
- There is a maximum of two applications per crop season, and a minimum retreatment interval of 14 days.
- Do not apply EVITO T Fungicide within 7 days of harvest of ears or for forage.
- Restricted-entry interval (REI) = 19 days.
- Do not apply EVITO T Fungicide within 49 days of harvest for fodder.
- Apply in a minimum of 10 gallons of water per acre by ground and 3 gallons of water per acre by air.

PEANUT

Disease Control	Rate to Use	Application Timing and Resistance Management
<p><b>Early leaf spot</b> (<i>Cercospora arachidicola</i>)</p> <p><b>Late leaf spot</b> (<i>Cercosporidium personatum</i>)</p> <p><b>Leaf rust</b> (<i>Puccinia arachidis</i>)</p> <p><b>Suppression Only:</b></p> <p><b>Stem rot</b> <b>White mold</b> <b>Southern blight</b> (<i>Sclerotium rolfsii</i>)</p> <p><b>Rhizoctonia limb rot</b> (<i>Rhizoctonia solani</i>)</p>	<p>6 to 9 fl oz/A*</p>	<ul style="list-style-type: none"> <li>• Begin applications preventively. Apply as needed on a 14-day interval.</li> <li>• Resistance Management: To limit the potential for development of disease resistance:</li> <li>• In areas with typically 1-4 sprays per year, alternate every application of EVITO T Fungicide with at least one application of another effective mode of action fungicide.</li> <li>• In areas with typically 5 or more fungicide sprays per year, a maximum of 2 sequential applications of a Qol fungicide followed by at least an equal number of another effective mode of action fungicide.</li> </ul>
<p><b>Stem rot</b> <b>White mold</b> <b>Southern blight</b> (<i>Sclerotium rolfsii</i>)</p> <p><b>Rhizoctonia limb rot</b> (<i>Rhizoctonia solani</i>)</p>	<p>9 to 11.2 fl oz/A**</p>	

\*0.078 lbs fluoxastrobin and 0.108 lbs tebuconazole per acre to 0.117 lbs fluoxastrobin and 0.163 lbs tebuconazole per acre.

\*\*0.117 lbs fluoxastrobin and 0.163 lbs tebuconazole per acre to 0.146 lbs fluoxastrobin and 0.202 lbs tebuconazole per acre.

**RESTRICTIONS AND OTHER INFORMATION:**

- Do not apply more than 44.8 fl oz (0.58 lbs ai fluoxastrobin and 0.81 lbs ai tebuconazole) of EVITO T Fungicide per acre per year including any seed treatment use.
- There is a maximum number of 4 applications per season, and a minimum interval of 14 days between applications.
- Do not apply EVITO T Fungicide within 14 days of harvest.
- Do not feed hay or threshings or allow livestock to graze in treated areas.
- Use of a spreader type surfactant may increase coverage
- Apply in a minimum of 10 gallons of water by ground and 3 gallons of water by air.
- Restricted-entry interval (REI) = 12 hours.

**STORAGE AND DISPOSAL**

Do not contaminate water, food or feed by storage or disposal.

**PESTICIDE STORAGE:** Store in a dry place away from excessive heat. Do not store near food or feed. Store in original container only.

~~**PESTICIDE DISPOSAL:** Wastes resulting from the use of this product may be disposed of on site or at an approved waste disposal facility.~~

**CONTAINER DISPOSAL: Non-refillable container. Do not reuse or refill this container.** Triple rinse or pressure rinse container (or equivalent) promptly after emptying. Triple rinse as follows: Empty the remaining contents into application equipment or a mix tank and drain for 10 seconds after the flow begins to drip. Fill the container ¼ full with water and recap. Shake for 10 seconds. Pour rinsate into application equipment or a mix tank or store rinsate for later use or disposal. Drain for 10 seconds after the flow begins to drip. Repeat this procedure two more times. Then offer for recycling if available or puncture and dispose of in a sanitary landfill, or (if allowed by State and local authorities) by burning. If burned, stay out of smoke.

**Warranty and Disclaimer Statement**

The directions for use of this product are believed to be adequate and must be followed carefully. However, it is impossible to eliminate all risks associated with the use of this product. Such risks may arise from weather conditions, soil factors, off-target movement, unconventional farming techniques, the presence of other materials, the manner of use or application, or other unknown factors, all of which are beyond the control of Arysta LifeScience North America, LLC ("Arysta"), and can cause crop injury, injury to non-target crops or plants, ineffectiveness of the product, or other unintended consequences. All such risks shall be assumed by the user or buyer.

Arysta warrants that this product conforms to the chemical description on the label and is reasonably fit for the purposes stated in the Directions for Use, subject to the inherent risks described above, when used in accordance with the Directions for Use under normal conditions.

This warranty does not extend to the use of this product contrary to label instructions or under conditions not reasonably foreseeable to Arysta, and is subject to the inherent risks described above.

**TO THE EXTENT CONSISTENT WITH APPLICABLE LAW, ARYSTA DISCLAIMS ALL OTHER WARRANTIES, EXPRESS OR IMPLIED, INCLUDING ANY WARRANTY OF MERCHANTABILITY OR FITNESS FOR A PARTICULAR PURPOSE. TO THE EXTENT CONSISTENT WITH APPLICABLE LAW, ARYSTA, MANUFACTURER, AND SELLER DISCLAIM AND SHALL NOT BE LIABLE FOR ANY SPECIAL, INCIDENTAL, INDIRECT, OR CONSEQUENTIAL DAMAGES RESULTING FROM THE USE, HANDLING, APPLICATION, STORAGE, OR DISPOSAL OF THIS PRODUCT OR FOR DAMAGES IN THE NATURE OF PENALTIES, AND THE USER AND BUYER WAIVE ANY RIGHT THAT THEY MAY HAVE TO SUCH DAMAGES. NO AGENT, REPRESENTATIVE OR EMPLOYEE OF ARYSTA IS AUTHORIZED TO MAKE ANY WARRANTY, GUARANTEE OR REPRESENTATION BEYOND THOSE CONTAINED HEREIN OR TO MODIFY THE WARRANTIES CONTAINED HEREIN.**

**TO THE EXTENT CONSISTENT WITH APPLICABLE LAW, THE EXCLUSIVE REMEDY OF THE USER OR BUYER, AND THE TOTAL LIABILITY OF ARYSTA, MANUFACTURER, AND SELLER, SHALL BE LIMITED TO THE PURCHASE PRICE PAID, OR AT ARYSTA'S ELECTION, THE REPLACEMENT OF THE PRODUCT.**

EVITO® is a registered trademark of Arysta LifeScience North America, LLC



17/19

**SUPPLEMENTAL LABELING**

**EVITO® T Fungicide**  
 For Use on Wheat and Sweet Corn

GROUP	<b>11</b>	FUNGICIDE
GROUP	<b>03</b>	FUNGICIDE

**ACTIVE INGREDIENT:**

Fluoxastrobin: [(1E)-[2-[[6-(2-Chlorophenoxy)-5-fluoro-4-pyrimidinyl]oxy]phenyl] 5,6-dihydro-1,4,2-dioxazin-3-yl) methanone-O-methyloxime] ..... 18%  
 Tebuconazole: alpha-[2-(4-chlorophenyl)ethyl]-alpha-(1,1-dimethylethyl)-1H-1,2,4-triazole-1-ethanol ..... 25%

**OTHER INGREDIENTS:** ..... 57%

**TOTAL:** ..... 100%

This product contains 1.67 lbs of fluoxastrobin and 2.32 lbs tebuconazole per gallon

**KEEP OUT OF REACH OF CHILDREN**  
**WARNING / AVISO**

Si usted no entiende la etiqueta, busque a alguien para que se la explique a usted en detalle.  
 (If you do not understand the label find someone to explain it to you in detail.)

**DIRECTIONS FOR USE**

It is a violation of Federal Law to use this product in a manner inconsistent with its labeling. Follow all applicable directions, restrictions, worker protection standard requirements, and precautions on the EPA registered container label for EVITO® T Fungicide (EPA Reg. No. 66330-383).

This Supplemental Label must be in the possession of the user at the time of application.

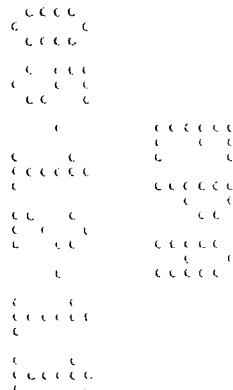
This Supplemental Label expires on May 16, 2014.

EPA Reg. No. 66330-383

**ACCEPTED**  
 with **COMMENTS**  
 In EPA Letter Dated

**MAY 12 2011**  
 Under the Federal Insecticide,  
 Fungicide, and Rodenticide Act  
 as amended, for the pesticide  
 registered under EPA Reg. No.

*66330-383*




Wheat

Disease Control	Rate to Use	Application Timing and Resistance Management
<b>Leaf rust</b> ( <i>Puccinia recondita f. sp. tritici</i> )	4 - 6 fl oz/A*	<ul style="list-style-type: none"> <li>Apply a maximum of two applications per season.</li> <li>Apply no later than Feekes growth stage 10.5.</li> <li>For optimum results, apply the first application at approximately Feekes growth stage 5 (Zadoks 31)(shooting-pseudostem erected) and a second application no later than Feekes growth stage 10.5 (Zadoks 54)(heading completed).</li> </ul>
<b>Stripe rust</b> ( <i>Puccinia striiformis</i> )		
<b>Stem rust</b> ( <i>Puccinia graminis</i> )		
<b>Septoria leaf and glume blotch</b> ( <i>Septoria tritici</i> , <i>Septoria nodorum</i> )		
<b>Tan Spot</b> ( <i>Pyrenophora tritici-repentis</i> )		

\*(0.052 lbs fluoxastrobin and 0.072 lbs tebuconazole per acre to 0.078 lbs fluoxastrobin and 0.181 lbs tebuconazole per acre.)

**RESTRICTIONS AND OTHER INFORMATION:**

- Do not apply more than 12 fl oz (0.156 lbs fluoxastrobin+ 0.037 lbs tebuconazole.) of EVITO T Fungicide per acre per crop season.
- There is a maximum of two applications per crop season.
- Do not apply EVITO T Fungicide after Feekes growth stage 10.5 (heading completed).
- Restricted-entry interval (REI) = 12 hours.
- Apply in a minimum of 10 gallons of water per acre by ground and 3 gallons of water per acre by air.
- Do not apply EVITO T Fungicide within 40 days of harvest for grain or straw.
- Do not apply EVITO T Fungicide within 7 days of harvest for forage or hay.
- Do not allow livestock to graze or feed on green forage within 7 days after treatment with EVITO T Fungicide.



19/19

**SWEET CORN**

Disease Control	Rate to Use	Application Timing and Resistance Management
<b>Rust, common</b> <i>(Puccinia sorghi)</i>  <b>Rust, southern</b> <i>(Puccinia polyspora)</i>  <b>Anthrachnose leaf blight</b> <i>(Colletotrichum graminicola)</i>  <b>Gray Leaf Spot</b> <i>(Cercospora sorghi)</i>  <b>Northern corn leaf blight</b> <i>(Setosphaeria turcica)</i>  <b>Northern corn leaf spot</b> <i>(Cochliobolus carbonum)</i>  <b>Southern corn leaf blight</b> <i>(Cochliobolus heterostrophus)</i>  <b>Eye Spot</b> <i>(Aureobasidium zeae)</i>	4-9 fl oz/A*	<ul style="list-style-type: none"> <li>• Begin applications preventatively. Apply as needed on a 14 day interval.</li> </ul> <p><b>Resistance Management:</b></p> <p>To limit the potential for development of disease resistance:</p> <ul style="list-style-type: none"> <li>• In areas with typically 1-4 sprays per year, alternate every application of EVITO T Fungicide with at least one application of another effective mode of action fungicide.</li> <li>• Do not make more than two (2) sequential applications of EVITO T Fungicide before alternating with a different mode of action for at least one (1) application</li> </ul>

\*0.052 lbs fluoxastrobin and 0.072 lbs tebuconazole per acre to 0.117 lbs fluoxastrobin and 0.163 lbs tebuconazole per acre.

**RESTRICTIONS AND OTHER INFORMATION:**

- Do not apply more than 36 fl oz (0.468 lbs fluoxastrobin+0.652 lbs tebuconazole) of EVITO T Fungicide per acre per year.
- There is a maximum of two applications per crop season, and a minimum retreatment interval of 14 days.
- Do not apply EVITO T Fungicide within 7 days of harvest of ears or for forage.
- Restricted-entry interval (REI) = 19 days.
- Do not apply EVITO T Fungicide within 49 days of harvest for fodder.
- Apply in a minimum of 10 gallons of water per acre by ground and 3 gallons of water per acre by air.

**ARYSTA LIFESCIENCE NORTH AMERICA, LLC**  
**15401 Weston Parkway, Suite 150**  
**Cary, NC 27513**



EVITO is a registered trademark of Arysta LifeScience North America, LLC  
 Arysta LifeScience and the Arysta LifeScience logo are registered trademarks of Arysta LifeScience

