

66330-301

03/06/2009

1/22



UNITED STATES ENVIRONMENTAL PROTECTION AGENCY
WASHINGTON, D.C. 20460

OFFICE OF
PREVENTION, PESTICIDES AND
TOXIC SUBSTANCES

Bill Washburn
Regulatory Manager
Arysta LifeScience North America LLC
15401 Weston Parkway, Suite 150
Cary, NC 27513

MAR 6 2009

Subject: Label Notification(s) for Pesticide Registration Notices 2007-4 and 98-10

1. **Update of company name**
2. **Added emergency telephone number(s)**
3. **Updated warranty statement**

Dear Mr. Washburn:

The Agency is in receipt of your Application(s) for Pesticide Notification under Pesticide Registration Notices (PRN) 2007-4 and 98-10 dated February 4, 2009 for:

EPA Registration 66330-301
EPA Registration 66330-239
EPA Registration 66330-347
EPA Registration 66330-294
EPA Registration 66330-293

Thiophanate Methyl 70W WSB
CAPTEC 4L
PONNAX Plant Regulator
Thiophanate Methyl 50W
Thiophanate Methyl 4.5L

The Registration Division (RD) has conducted a review of this request for applicability under PR Notices 2007-4 and 98-10 and finds that the label changes requested falls within the scope of PR Notices 2007-4 and 98-10. The label has been date-stamped "Notification" and will be placed in our records.

Please be reminded that 40 CFR Part 156.140(a)(4) requires that a batch code, lot number, or other code identifying the batch of the pesticide distributed and sold be placed on nonrefillable containers. The code may appear either on the label (and can be added by non-notification/PR Notice 98-10) or durably marked on the container itself.

If you have any questions, please contact me directly at 703-305-6249 or Nicole Williams of my staff at 703-308-5551.

Sincerely,



Linda Arrington
Notifications & Minor Formulations Team Leader
Registration Division (7505P)
Office of Pesticide Programs

3/22

Please read instructions on reverse before completing form.

Form Approved, OMB No. 2070-0060, Approval expires 05-31-98



EPA

United States
Environmental Protection Agency
Washington, DC 20460

- Registration
- Amendment
- Other:

OPP Identifier Number

Application for Pesticide - Section I

1. Company/Product Number 66330-301	2. EPA Product Manager MARY WALLER	3. Proposed Classification <input type="checkbox"/> None <input type="checkbox"/> Restricted
4. Company/Product (Name) THIOPHANATE METHYL 70W WSB	PM# 21	
5. Name and Address of Applicant (Include ZIP Code) Arysta LifeScience North America, LLC 15401 Weston Parkway, Suite 150 Cary, NC 27513		6. Expedited Review. In accordance with FIFRA Section 3(c)(3) (b)(I), my product is similar or identical in composition and labeling to: NOTIFICATION EPA Reg. No. _____ MAR 6 2009 Product Name _____
<input type="checkbox"/> Check if this is a new address		

Section - II

<input type="checkbox"/> Amendment - Explain below.	<input type="checkbox"/> Final printed labels in response to Agency letter dated _____
<input type="checkbox"/> Resubmission in response to Agency letter dated _____	<input type="checkbox"/> "Me Too" Application
<input checked="" type="checkbox"/> Notification - Explain below.	<input type="checkbox"/> Other - Explain below

Explanation: Use additional page(s) if necessary. (For Section I and Section II.)

Notification of label change per PR Notice 2007-4. This notification is consistent with guidance in PR Notice 2007-4 and the requirements of EPA's regulations at 40 CFR §§ 156.10, 156.140, 156.144, 156.146, and 156.156. No other changes have been made to the labeling or the Confidential Statement of Formula for this product. I understand that it is a violation of 18 USC Sec 1001 to willfully make any false statement to EPA. I further understand that if the amendment is not consistent with the requirements of 40 CFR §§ 156.10, 156.140, 156.144, 156.146, and 156.156, this product may be in violation of FIFRA and I may be subject to enforcement action and penalties under sections 12 and 14 of FIFRA.

Notification of label change per PR Notice 98-10. This notification is consistent with the provisions of PR Notice 98-10 and EPA regulations at 40 CFR 152.46, and no other changes have been made to the labeling or the confidential statement of formula of this product. I understand that it is a violation of 18 USC Sec 1001 to willfully make any false statement to EPA. I further understand that if this notification is not consistent with the terms of PR Notice 98-10 and 40 CFR 152.46, this may be in violation of FIFRA and I may be subject to enforcement action and penalties under sections 12 and 14 of FIFRA.

Section - III

1. Material This Product Will Be Packaged In:				2. Type of Container	
Child-Resistant Packaging <input type="checkbox"/> Yes* <input checked="" type="checkbox"/> No	Unit Packaging <input type="checkbox"/> Yes <input checked="" type="checkbox"/> No	Water Soluble Packaging <input type="checkbox"/> Yes <input checked="" type="checkbox"/> No		<input type="checkbox"/> Metal	<input checked="" type="checkbox"/> Plastic
*Certification must be submitted		If "Yes" Unit Packaging wgt.	No. per container	<input type="checkbox"/> Glass	<input type="checkbox"/> Paper
		If "Yes" Package wgt.	No. per container	<input type="checkbox"/> Other (Specify)	
3. Location of Net Contents Information <input checked="" type="checkbox"/> Label <input type="checkbox"/> Container		4. Size(s) Retail Container 1.0 lb., 3.0 lb., 5 lb., and 10 lb.		5. Location of Label Directions <input checked="" type="checkbox"/> On Label <input type="checkbox"/> On labeling accompanying product	
6. Manner in Which Label is Affixed to Product <input type="checkbox"/> Lithograph <input checked="" type="checkbox"/> Paper glued <input type="checkbox"/> Stenciled <input type="checkbox"/> Other _____					

Section - IV

1. Contact Point (Complete items directly below for identification of individual to be contacted, if necessary, to process this application)		
Name Bill Washburn	Title Regulatory Manager	Telephone No. (Include Area Code) 901-432-5118
I certify that the statements I have made on this form and all attachments thereto are true, accurate and complete. I acknowledge that any knowingly false or misleading statement may be punishable by fine or imprisonment or both under applicable law.		6. Date Application Received (Stamped)
2. Signature <i>Bill Washburn</i>	3. Title Regulatory Manager	
4. Typed Name Bill Washburn	5. Date 02/04/09	



ok 4/22

February 4, 2009

Ms. Mary Waller, PM 21
Document Processing Desk (NOTIF)
Office of Pesticide Programs – 7504P
U.S. Environmental Protection Agency
One Potomac Yard, Room S-4900
2777 South Crystal Drive
Arlington, VA 22202

**Subject: THIOPHANATE METHYL 70W WSB
EPA Reg. No. 66330-301**

***Notification of Label Change per PR Notice 2007-4
and PR Notice 98-10***

Dear Ms. Waller:

Please find the following enclosed:

- Application for Pesticide Registration (Other) dated 02/04/09.
- One highlighted copy of subject label, showing all changes.
- One clean copy of the subject label.

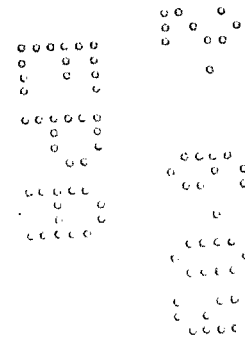
Notification of label change per PR Notice 2007-4. This notification is consistent with guidance in PR Notice 2007-4 and the requirements of EPA's regulations at 40 CFR §§ 156.10, 156.140, 156.144, 156.146, and 156.156. No other changes have been made to the labeling or the Confidential Statement of Formula for this product. I understand that it is a violation of 18 USC Sec 1001 to willfully make any false statement to EPA. I further understand that if the amendment is not consistent with the requirements of 40 CFR §§ 156.10, 156.140, 156.144, 156.146, and 156.156, this product may be in violation of FIFRA and I may be subject to enforcement action and penalties under sections 12 and 14 of FIFRA.

Also in this submission, we are using PR Notice 98-10 to update the name of the company, emergency telephone numbers and warranty. Arysta LifeScience North America Corporation was changed to Arysta LifeScience North America, LLC.

Should you have any questions or comments, please do not hesitate to contact me at 901-432-5118 or by e-mail at bill.washburn@arystalifescience.com

Sincerely,

Bill Washburn
Regulatory Manager



5/22

**THIOPHANATE METHYL 70W WSB
FUNGICIDE IN WATER SOLUBLE BAGS**

NOTIFICATION
MAR 6 2009

ACTIVE INGREDIENT:

Thiophanate-methyl (dimethyl[1,2-phenylene)-bis(iminocarbonothioyl)]bis[carbamate])* 70%

INERT INGREDIENTS: 30%

TOTAL 100%

*Also known as dimethyl 4,4'-o-phenylenebis(3-thioallophanate)

**KEEP OUT OF REACH OF CHILDREN
CAUTION**

FIRST AID	
IF IN EYES	<ul style="list-style-type: none"> • Hold eye open and rinse slowly and gently with water for 15-20 minutes • Remove contact lenses, if present, after the first 5 minutes, then continue rinsing eye • Call a poison control center or doctor for treatment advice
IF SWALLOWED	<ul style="list-style-type: none"> • Call a poison control center or doctor immediately for treatment advice • Have person sip a glass of water if able to swallow • Do not induce vomiting unless told to do so by the poison control center or doctor • Do not give anything by mouth to an unconscious person
IF ON SKIN	<ul style="list-style-type: none"> • Take off contaminated clothing • Rinse skin immediately with plenty of water for 15-20 minutes • Call a poison control center or doctor for treatment advice
IF INHALED	<ul style="list-style-type: none"> • Move person to fresh air • If person is not breathing, call 911 or an ambulance, then give artificial respiration, preferably mouth-to-mouth, if possible • Call a poison control center or doctor for further treatment advice
HOTLINE NUMBER	
<p>Have the product container or label with you when calling a poison control center or doctor, or going for treatment.</p> <p>FOR 24-HOUR EMERGENCY MEDICAL ASSISTANCE: Call PROSAR at 1-866-303-6952 or 1-651-632-8946 if calling from outside the U.S.</p> <p>FOR CHEMICAL EMERGENCY: Spill, leak, fire, exposure, or accident call CHEMTREC at 1-800-434-9300 or 1-703-527-3887 if calling from outside of the U.S.</p>	


See Inside Panel for Precautionary Statements and Use Directions

EPA Reg. No. 66330-301
AD 091908

EPA Est. No. 51036-GA-001

NET CONTENTS: 5 1-lb. water soluble bags per package

Manufactured For:
ARYSTA LIFESCIENCE NORTH AMERICA, LLC
15401 Weston Parkway, Suite 150
Cary, NC 27513



**PRECAUTIONARY STATEMENTS
HAZARDS TO HUMANS (AND DOMESTIC ANIMALS)**

CAUTION

Causes moderate eye irritation. Avoid contact with eyes or clothing. Wash thoroughly with soap and water after handling and before eating, drinking, chewing gum, using tobacco or using the toilet.

PERSONAL PROTECTIVE EQUIPMENT (PPE)

Some materials that are chemical-resistant to this product are Barrier Laminate, Nitrile Rubber \geq 14 mils, or viton \geq 14 mils gloves. If you want more options, follow the instructions for category A on an EPA chemical-resistance selection chart.

Mixers, loaders, applicators and handlers supporting dip treatment must wear:

1. Coveralls over long sleeved shirt and long pants
2. Chemical-resistant gloves
3. Chemical-resistant footwear plus socks
4. Chemical-resistant apron

All other mixers, loaders, applicators and handlers must wear:

1. Long-sleeved shirt and long pants
2. Shoes plus socks
3. Chemical-resistant gloves for all mixers and loaders and for applicators using hand held equipment
4. See Engineering Controls for additional requirements

USER SAFETY REQUIREMENTS

Follow manufacturer's instructions for cleaning/maintaining **PPE**. If no such instructions for washables exist, use detergent and hot water. Keep and wash **PPE** separately from other laundry.

Engineering Controls: Water soluble packets when used correctly qualify as a closed mixing/loading system under the Worker Protection Standard for Agricultural Pesticides [40 CFR 170.240(d)(4)]. Mixers and loaders using water soluble packets must:

- wear the personal protective equipment required above for mixers/loaders, and
- be provided and must have immediately available for use in an emergency, such as a broken package, spill, or equipment breakdown coveralls, and chemical-resistant footwear.

When handlers use enclosed cabs in a manner that meets the requirements listed in the Worker Protection Standard (WPS) for agricultural pesticides [40 CFR 170.240(d)(4-6)], the handler PPE requirements may be reduced or modified as specified in the WPS.

USER SAFETY RECOMMENDATIONS

Users should:

1. Wash hands before eating, drinking, chewing gum, using tobacco or using the toilet.
2. Remove clothing/**PPE** immediately if pesticide gets inside. Then wash thoroughly and put on clean clothing.
3. Remove **PPE** immediately after handling this product. Wash the outside of gloves before removing. As soon as possible, wash thoroughly and change into clean clothing.

ENVIRONMENTAL HAZARDS

Do not apply directly to water, or areas where surface water is present or to intertidal areas below the mean high water mark. Runoff from treated areas may be hazardous to aquatic organisms in neighboring areas. Do not contaminate water when disposing of equipment washwater or rinsate.

DIRECTIONS FOR USE

It is a violation of Federal law to use this product in a manner inconsistent with its labeling.

Do not apply this product in a way that will contact workers or other persons, either directly or through drift. Only protected handlers may be in the area during application. For any requirements specific to your State or Tribe, consult the agency responsible for pesticide regulation.

AGRICULTURAL USE REQUIREMENTS

Use this product only in accordance with its labeling and with the Worker Protection Standard, 40 CFR part 170. This Standard contains requirements for the protection of agricultural workers on farms, forests, nurseries, and greenhouses, and handlers of agricultural pesticides. It contains requirements for training, decontamination, notification, and emergency assistance. It also contains specific instructions and exceptions pertaining to the statements on this label about personal protective equipment (PPE), and restricted-entry interval. The requirements in this box only apply to uses of this product that are covered by the Worker Protection Standard.

Do not enter or allow worker entry into treated areas during the restricted entry interval (REI) of 12 hours except for the following:

- Almonds, dry beans, onions, pecans, and pistachio: The REI is 3 days
- Apples, apricots, cherries, grapes, nectarines, peaches, pears, plums/prunes, and potato: The REI is 2 days
- Strawberries, wheat, cucurbits, soybeans, sugar beets, peanuts and green beans: The REI is 1 day

PPE required for early entry to treated areas that is permitted under the Worker Protection Standard and that involves contact with anything that has been treated, such as plants, soil, or water, is:

1. Coveralls over long sleeved shirt and long pants
2. Chemical-resistant gloves made of any waterproof material
3. Chemical-resistant footwear plus socks
4. Chemical-resistant headgear for over head exposures

GENERAL INFORMATION

THIOPHANATE METHYL 70W WSB may be applied by ground or aerial application equipment. Normal fungicide usage indicates this product will be applied over the top of the intended crop. It is critical to ensure that the tank and spray equipment has been cleaned of all other pesticides prior to mixing this product. As with all agricultural chemicals, continuous agitation is required to keep the ingredients in suspension. Recommended application gallonage and directions are given for each crop.

THIOPHANATE METHYL 70W WSB may be tank mixed with other fungicides, insecticides and plant growth regulators that have been approved for use by the EPA on the intended crop. Arysta does not make any claims of compatibility with other pesticides; always perform a Mixing Jar Test prior to tank mixing. See **Compatibility Test** section on this label. Tank mixes of this product with highly alkaline pesticides like Bordeaux or lime sulfur is not recommended.

Most effective disease control is obtained by preventative spray timing as climatic conditions indicate fungal infection or growth is imminent. Always use the higher rates under conditions of severe disease pressure.

High volume dilute applications: Applicator should use the **PRODUCT per ACRE** rate for concentrate spray applications for tree crops (example: no more than 400 gallons on apples). Use the **PRODUCT per 100 GALLONS** rate for dilute ground applications. This product should only be used on 'non-bearing' apples, cherries, peaches and pecans, when needed for control of labeled leaf diseases during 'non-bearing' years of new plantings or nursery stock. Follow all crop specific language on this label for application. Dilute sprays must not exceed maximum a.i. per year.

Aerial applications to tree crops: Use a minimum of 10 gal/acre for aerial application to fruit tree crops. Increased fungicidal activity is related to coverage and timing, increased volumes are required as crop canopy density increases. NOTE: Conifer applications require higher spray volumes, use lower volumes with mist type applicators and highest volumes with conventional types.

Row Crop applications: Use a minimum of 5 gal/acre for ground application, however most ground applications should be made with 10 to 20 gal/acre as cropping situations dictate. Increased fungicidal activity is related to coverage and timing, increased volumes are required as crop canopy density increases.

Chemigation: See specific directions in this label.

Mode of Action: THIOPHANATE METHYL 70W WSB is a tubulin inhibitor fungicide falling into the FRAC Group 1 for Benzimidazoles. Its Mode of Action is the inhibition of microtubule assembly. It has protectant, systemic and curative actions, each of these specific to certain crops, fungi and climatic conditions.

Fungicide Resistance: Fungal pathogens have proven to develop a resistance to certain fungicide families and modes of action. These are called tolerant and resistant strains of fungi. Industry and university research have developed effective programs that continue to provide excellent control of these strains, however, precautions and specific steps should be taken to ensure effective fungicide rotation, tank mixing of different modes of action and disease monitoring are the keys of your fungicide program.

It is recommended that THIOPHANATE METHYL 70W WSB be rotated or tank mixed with different modes of action fungicide chemistry. All products containing thiabendazole, thiophanate ethyl or carbendazim fungicides (benzimidazole fungicides) should NOT be considered rotation or tank mix partners.

Should THIOPHANATE METHYL 70W WSB be applied as directed and the treatment is considered not to be effective, you may have encountered a resistant or tolerant fungi strain. Do not apply this mode of action chemistry again during this growing season, as this may enhance the resistance at this site. Consult with your local Cooperative Extension Service, University Research or Certified Crop Consultant for more information concerning fungicides effective on the tolerant or resistant strains encountered.

MIXING INSTRUCTIONS

Arysta brand THIOPHANATE METHYL 70 WSB is packaged in a protective outer, resealable package containing water soluble bags. Do not allow bags (WSB) to become wet prior to adding to the tank. Do not handle WSB with wet hands or wet gloves.

Fill spray tank to half full, start agitation. **See Mixing Order chart** below when any other products are tank mixed with this product.

Remove the appropriate number of unopened water soluble bags from the outer package, adding them to the tank. Reseal the outer bag immediately to protect the unopened bags from moisture. Do not add water soluble bags near the suction area of the tank as plugging may occur prior to the bags fully dissolving. The dissolve time for the bags will depend on the water temperature and degree/type of agitation. Most bags should be dissolved in 5 minutes. If planning to tankmix high pH products or fertilizers high in nitrogen or boron, wait until the THIOPHANATE METHYL 70W WSB is fully dissolved before adding them to the tank.

Should other products or pesticides be tank mixed with this product, use the Mixing Order chart and add all products, then finish filling tank with water, all the while maintaining agitation. If there is any question as to the compatibility of the components, always perform a jar test with proportional amounts of each product, using water from the actual use source.

9/22

Always read and follow label directions of all products. The most restrictive label language will apply. Do not mix more spray solution than you plan to apply that day.

CONVERSION TABLE ACRES TREATED PER 1 LB WATER SOLUBLE BAG	
LABEL USE RATE LBS/A THIOPHANATE METHYL 70W WSB	ACRES TREATED WITH ONE WATER SOLUBLE BAG
1/4 LB	4.0
1/2 LB	2.0
1 LB	1.0

CONVERSION TABLE ACRES TREATED PER 2.5 LB WATER SOLUBLE BAG	
LABEL USE RATE LBS/A THIOPHANATE METHYL 70W WSB	ACRES TREATED WITH ONE WATER SOLUBLE BAG
1/4 LB	10
1/2 LB	5
1 LB	2.5

CONVERSION TABLE ACRES TREATED PER 5 LB WATER SOLUBLE BAG	
LABEL USE RATE LBS/A THIOPHANATE METHYL 70W WSB	ACRES TREATED WITH ONE WATER SOLUBLE BAG
1/4 LB	20.0
1/2 LB	10.0
1 LB	5.0


Compatibility Test For Mix Components

Before mixing components, always perform a compatibility jar test. For 20 gallons per acre spray volume, use 3.3 cups (800 ml) of water. For other spray volumes, adjust rates accordingly. Only use water from the intended source at the source temperature. Add components in the sequence indicated in the **Mixing Order** using 2 teaspoons for each pound or 1 teaspoon for each pint of recommended label rate per acre. Always cap the jar and invert 10 cycles between component additions.

When the components have all been added to the jar, let the solution stand for 15 minutes. Evaluate the solution for uniformity and stability. The spray solution should not have free oil on the surface, nor fine particles that precipitate to the bottom, nor thick (clabbered) texture. If the spray solution is not compatible, repeat the compatibility test with the addition of a suitable compatibility agent. If the solution is then compatible, use the compatibility agent as directed on its label. If the solution is still incompatible, do not mix the ingredients in the same tank.

Mixing Order

(As each product is added to the tank, be sure it is completely dispersed before adding any other product to the mix. Maintain agitation throughout mixing and application processes.)



- 1) **Water.** Begin by agitating a thoroughly clean sprayer tank three-quarters full of clean water.
- 2) **Agitation.** Maintain constant agitation throughout mixing and application.
- 3) **Inductor.** If an inductor is used, rinse it thoroughly after each component has been added.
- 4) **Products in PVA bags.** Place any product contained in water-soluble PVA bags into the mixing tank. Wait until all water-soluble PVA bags have fully dissolved and the product is evenly mixed in the spray tank before continuing.
- 5) **Water-dispersible products** (such as, dry flowables - DF, wettable powders - WP, wettable dry granules – WDG, suspension concentrates - SC, or suspo-emulsions - SE).
- 6) **Water-soluble products.**
- 7) **Emulsifiable concentrates** (such as oil concentrate when applicable).
- 8) **Water-soluble additives** (such as AMS or UAN when applicable).
- 9) **Remaining quantity of water.**

Maintain constant agitation during application.

CHEMIGATION USE INSTRUCTION

CALIFORNIA ALLOWS USE BY CHEMIGATION ONLY FOR CROPS OF BEANS, CUCURBITS (CUCUMBERS, MELONS, PUMPKINS, SQUASH), PEANUTS, SOYBEANS, AND STRAWBERRIES.

GENERAL INFORMATION

Application of Thiophanate Methyl 70W WSB should only be applied through the following types of irrigation systems:

Sprinkler irrigation systems: center pivot, lateral move, end tow, side roll

Traveler Type: big gun, solid set, or hand move

Drip Type: mini-micro sprinklers, strip tubing, trickle

Do not apply this product through any other type of irrigation system.

Note: any type of irrigation distribution of fungicide allowing untreated lapses or uneven distribution will result in poor control. Continually monitor calibration.

Irrigation equipment should be properly calibrated prior to addition of fungicide into water. Contact your equipment manufacturer, State Extension Service specialists or other experts should you need expertise. Effectiveness of this fungicide product depends on application uniformity and calibration. Crop injury and possible over application and illegal residues are possible from poor and non-uniform distribution.

Use of a chemigation system requires supervision by a person knowledgeable of the particular chemigation system and will be responsible for its operation. This supervisor is responsible for the system shutdown to make any necessary adjustments should the need arise.

No chemigation system should be connected to any public water system. Public water system means a system for the provision of piped water for human consumption if such system has at least 15 service connections or regularly serves an average of at least 25 individuals daily at least 60 days out of the year.

IRRIGATION / CHEMIGATION SYSTEM REQUIREMENTS

Pressurized irrigation and pesticide injection system must meet the following requirements:

Must contain a functional check valve, vacuum relief valve, and low-pressure drain appropriately located to prevent backflow contamination into the water source. The system must contain a functional, automatic, quick-closing check valve to prevent the backflow of any treated fluid. The pesticide injection pipeline must also contain a functional, normally closed, solenoid-operated valve located on the intake side of the injection pump. This valve must be connected to the system interlock and prevent fluid from being withdrawn from the supply tank in the event that the irrigation system is either automatically or manually shut down.

The system should be fitted with an automatic shut off for the pesticide injection pump when the water pump motor stops. This must be connected to the interlocking controls. The irrigation line and water pump must also be fitted with a low pressure shut off switch, which will stop the water pump motor when the water pressure decreases to the point where pesticide distribution is adversely affected.

A metering pump or positive displacement injection pump (e.g., diaphragm pump) designed and constructed of materials that are compatible with pesticides and capable of being fitted with a system interlock must be fitted to the system.

FUNGICIDE DILUTION MIX PREPARATION

Chemical mix tank, induction lines, mixing and induction motors and pumps should all be cleaned of any prior use pesticide residues, scale or other foreign matter that may interfere with mixing or transfer of the pesticide dilution into the irrigation system. Flush with clean water.

Start by filling the mix tank at least $\frac{1}{2}$ full. Begin agitation. Carefully add the required amount of THIOPHANATE METHYL 70W WSB and then the rest of the water. Allow time to mix completely.

APPLICATION INSTRUCTIONS

Observe ALL requirements in the System Requirements section above.

In order to ensure a uniform pesticide suspension and application, be sure to continuously agitate the fungicide tank-mixture during mixing and application.

Inject a greater volume of a more dilute suspension per unit time in order to achieve greater accuracy in distribution and calibration.

Do not apply more irrigation water per acre than recommended, decreased product performance may occur from the over diluted application.

Chemigation should not be attempted when wind speed favors drift. When system connections or fittings are seen to leak, chemigation should be stopped and the component repaired prior to restart. When nozzles are not providing uniform distribution, operator should recalibrate immediately. System should always remain in good repair.

When chemigation is completed, allow sufficient flush time for pesticide to be cleared from all nozzles and lines prior to shutting off the flow of irrigation water.

Fertilizer co-mix Instructions:

You may mix and apply this product with other chemically-neutral liquid fertilizers. However, the applicator should be aware that mixing this product with highly alkaline fertilizers (such as aqueous ammonia) may cause problematic degradation of this product. Such a mix may prevent optimum control.

Sprinkler Irrigation Instructions:

Observe all System Requirements and Application Instructions above.

Always observe local irrigation restrictions or ordinances.

Overhead irrigation systems should be repaired to block the spray jets or nozzles nearest the operations control panels as to not allow treated water to contact the operator or operation station.

Sprinkler system should be calibrated to deliver no more than 0.4 inches of water per acre. Larger volumes of water may reduce product efficacy. Start sprinkler water flow, then begin injection of the mixed suspension of THIOPHANATE METHYL 70W WSB into the irrigation water line. Continually monitor calibration to ensure proper application rate per acre. To ensure proper mixing of the suspension of

12/22


THIOPHANATE METHYL 70W WSB and the irrigation water, it should be injected with a positive displacement pump into the main line just ahead of a right angle pipe turn (violent water pressure shear).

After overhead chemigation treatment with THIOPHANATE METHYL 70W WSB has been completed, treated area should not be irrigated again for at least 24 hours to prevent washing the fungicide off the crop leaves and canopy.

Drip Irrigation Instructions: (Mini-Micro Sprinklers, Strip Tubing, Trickle)
Observe all System Requirements and Application Instructions above.

Tree Crop Specific Application Directions

TREE CROPS	PEST	POUNDS PRODUCT per ACRE	AI per ACRE	POUNDS PRODUCT per 100 GAL	INSTRUCTIONS
Almonds	Brown Rot Blossom Blight (<i>Monilinia</i> spp.) Jacket Rot (<i>Monilinia</i> , <i>Sclerotinia</i> , <i>Botrytis</i>) Leaf Blight (<i>Seimatosporium</i>) Scab (<i>Cladosporium</i> spp.)	1.0 to 1.5	0.7 – 1.05 lb. AI per acre Max. AI per year 2.1 lb. per acre		Applications should be initiated at pink bud and continued through petal fall. Pink Bud applications can be made alone, however later applications should be tank mixed with labeled contact type, multi-site fungicides. Per crop year, apply no more than 3 lb. of this product per acre. The REI is 3 days. PHI = 1 day See Fungicide Resistance above
Apples * Not for this use in California	Apple Scab (<i>Venturia</i> spp.) Black Pox * (<i>Helminthosporium papulosum</i>) Black Rot (<i>Botryosphaeria</i> spp.) Brooks Fruit Spot (<i>Mycosphaerella</i> spp.) Flayspeck (<i>Zygophiala</i> spp.) Powdery Mildew (<i>Podosphaera</i> spp.) Sooty Blotch (<i>Gloeodes</i> spp.) White Rot * (<i>Botryosphaeria</i> spp.)	1.0 pounds (except CA) 1.42 pounds (in CA)	0.7 lb. AI per acre (except CA) 1.0 lb. AI per acre (in CA) Max. AI per year 2.8 lb. per acre	0.25 pounds (except CA) 0.375 lbs. (in CA)	Applications should be initiated at green tip and continue at 5 to 10 day intervals, continuing through petal fall. Cover sprays can continue at 7 to 14 day intervals as needed. Per crop year, apply no more than 4 lb. of this product per acre. The REI is 2 days. PHI = 1 day See Fungicide Resistance above



13/22

Apricots	Brown Rot (<i>Monilinia spp.</i>) Brown Rot Blossom Blight (<i>Monilinia spp.</i>) Fruit Brown Rot (<i>Monilinia spp.</i>)	1.0 to 1.5 pounds (in CA use 1.5 pounds)	0.7 - 1.05 lb. AI per acre _____ Max. AI per year 2.8 lb. per acre	0.5	First application should be made at early bloom (red bud), followed by a second application at full bloom. Under severe disease pressure, additional applications should be made at 10 to 14 day intervals beginning at full bloom, through final pre-harvest sprays. If conditions develop for Fruit Brown Rot, apply 1 to 2 sprays starting 21 days prior to harvest. Do not apply more than 4 LB. Of this product per acre per crop year. The REI is 2 days. PHI = 1 day See Fungicide Resistance above
-----------------	---	---	---	-----	---

TREE CROPS	PEST	POUNDS PRODUCT per ACRE	AI per ACRE	POUNDS PRODUCT per 100 GAL	INSTRUCTIONS
Cherries	Brown Rot (<i>Monilinia spp.</i>) Brown Rot Blossom Blight (<i>Monilinia spp.</i>) Fruit Brown Rot (<i>Monilinia spp.</i>)	1.0 to 1.5 (in CA use 1.5 pounds)	0.7 - 1.05 lb. AI per acre	0.5	First application should be made at early bloom (popcorn stage), followed by a second application at full bloom. Under severe disease pressure, additional applications should be made at 10 to 14 day intervals beginning at full bloom, through final pre-harvest sprays. If conditions develop for Fruit Brown Rot, apply 1 to 2 sprays starting 21 days prior to harvest.
	Cherry Leaf Spot (<i>Coccomyces spp.</i>)	1.125 to 1.5	0.8 - 1.05 lb. AI per acre	0.375-0.5	Initiate applications as leaves begin to unfold, near petal fall or before. Continue at first, second and third cover sprays at 10 to 14 day intervals.
	Powdery Mildew (<i>Podosphaera spp.</i>) and (<i>Sphaerotheca spp.</i>)	1.0 to 1.5 (in CA use 1.5 pounds) PLUS 1.125 to 1.5	0.7 - 1.05 lb. AI per acre PLUS 0.84 – 1.05 pounds Max AI per year 2.8 lbs. per acre	0.5 PLUS 0.375 to 0.5	First application should be made at early bloom (popcorn stage), followed by a second application at full bloom. PLUS Also make applications of this product at shuck fall and first cover.
	USE RESTRICTIONS: Per crop year, apply no more than 4 lb. of this product per acre. The REI is 2 days. PHI = 1 day See Fungicide Resistance above				
Nectarines	Brown Rot (<i>Monilinia spp.</i>) Brown Rot Blossom Blight (<i>Monilinia spp.</i>)	1.0 to 1.5	0.7 - 1.05 lb. AI per acre	0.5	First application should be made at early bloom (pink bud), followed by a second application at full bloom.

	Fruit Brown Rot (<i>Monilinia</i> spp.)	(in CA use 1.5 pounds)	Max. AI per year 2.8 lb. per acre		Under severe disease pressure, additional applications should be made at 10 to 14 day intervals beginning at full bloom, through final pre-harvest sprays. Per crop year, apply no more than 4 lb. of this product per acre. The REI is 2 days. PHI = 1 day See Fungicide Resistance above
--	---	---------------------------	--	--	---

TREE CROPS	PEST	POUNDS PRODUCT per ACRE	AI per ACRE	POUNDS PRODUCT per 100 GAL	INSTRUCTIONS
Peaches	Brown Rot (<i>Monilinia</i> spp.) Brown Rot Blossom Blight (<i>Monilinia</i> spp.) Fruit Brown Rot (<i>Monilinia</i> spp.) Peach Scab (<i>Cladosporium</i> spp.)	1.0 to 1.5 (in CA use 1.5 pounds) Plus for Scab 1.0 to 1.5	0.7 - 1.05 lb. AI per acre Plus for Scab 1.125-1.5 Max. AI per year 2.8 lb. per acre	0.5 - 0.75 Plus for Scab 3/8 - 1/2	First application should be made at early bloom (pink bud), followed by a second application at full bloom. Under severe disease pressure, additional applications should be made at 10 to 14 day intervals beginning at full bloom, through final pre-harvest sprays. When treating Peach Scab, make additional applications at Shuck Split and first cover spray. Per crop year, apply no more than 4 lb. of this product per acre. The REI is 2 days. PHI = 1 day See Fungicide Resistance above
Pears	Fabraea Leaf Spot Flyspeck (<i>Zygophiala</i> spp.) Pear Scab (<i>Venturia</i> spp.) Powdery Mildew (<i>Podosphaera</i> spp.) Sooty Blotch (<i>Gloeodes</i> spp.)	1.0	0.7 lb. AI per acre Max. AI per year 2.8 lb. Per acre	0.25	Application should be initiated at green tip, continue on a 5 to 10 day schedule through petal fall. As conditions warrant, continue applications at 7 to 10 day intervals through the cover sprays. Per crop year, apply no more than 4 lb. of this product per acre. Do not use THIOPHANATE-METHYL 70 W WSB alone in a spray program. Use only in combination or in an alternating application program with a labeled non-benzimidazole fungicide. Apply in a minimum spray volume of 10 gallons/A for aerial applications and do not apply through irrigation equipment. PHI = 1 day REI = 2 days
Pecans	Brown Spot (<i>Cercospora</i> spp.) Downy Spot (<i>Mycosphaerella</i> spp.) Liver Spot (<i>Gnomonia</i> spp.) Powdery Mildew (<i>Microsphaerella</i> spp.) Scab (<i>Fusicladium</i> spp.) Stem End Blight (<i>Botryosphaeria</i> spp.)	0.5 to 1.0	0.375 - 0.7 lb. AI per acre Max. AI per year 2.1 lb. Per acre		First application should be made as leaves begin to show, followed by repeat applications every three to four weeks until shuck split. Do not apply after shuck split. Use highest rates for aerial applications in AR, GA, LA, MS, OK, TX. Per crop year, apply no more than 4 lb. of this product per acre. The REI is 3 days.

15/22


	Zonate Leaf Spot (<i>Cristulariella</i> spp.)				PHI = 1 day See Fungicide Resistance above
Pistachios	Shoot Blight (<i>Botrytis</i> spp. and <i>Botryosphaeria</i> spp.) For pistachios only: Do not enter or allow worker entry into treated areas during the restricted entry interval (REI) of 3 days, unless they are wearing appropriate PPE.	1.5 to 2.0	1.05 – 1.4 lb. AI per acre Max. AI per year 1.4 lb. Per acre	0.5 – 0.625	Make application at bloom. Ground application: apply at least 100 gallons per acre Aerial application: apply at least 20 gallons per acre and applicator should fly directly over every row of trees. Per crop year, apply no more than 2 lb. of this product per acre. REI = 3 days See Fungicide Resistance above

TREE CROPS	PEST	POUNDS PRODUCT per ACRE	AI per ACRE	POUNDS PRODUCT per 100 GAL	INSTRUCTIONS
Plums / Prunes	Brown Rot (<i>Monilinia</i> spp.) Brown Rot Blossom Blight (<i>Monilinia</i> spp.) Fruit Brown Rot (<i>Monilinia</i> spp.)	0.7 to 1.5 (in CA use 1.5 pounds)	0.7 – 1.05 lb. AI per acre	0.5	Application should be initiated at early bloom (green tip), followed by a second application at full bloom. Do not apply after shuck split. Under severe disease pressure, additional applications should be made at 10 to 14 day intervals beginning at full bloom, through final pre-harvest sprays.
	Black Knot (<i>Dibotryon</i> spp.)	0.7 to 1.5 (in CA use 1.5 pounds)	0.7 – 1.05 lb. AI per acre	0.5	Initiate applications before bloom, then at petal fall and first 3 cover sprays at 10 to 14 day intervals Do not apply after shuck split.
	Leaf Spot (<i>Coccomyces</i> spp.)	0.7 to 1.5 (in CA use 1.5 pounds)	0.7 – 1.05 lb. AI per acre Max. AI per year 2.8 lb. Per acre	0.5	Initiate applications as leaves begin to unfold, near petal fall or before. Do not apply after shuck split. Continue at first, second and third cover sprays at 10 to 14 day intervals.
USE RESTRICTIONS: Per crop year, apply no more than 4 lb. of this product per acre. The REI is 2 days. PHI = 1 day See Fungicide Resistance above					

16/22

TREE CROPS	PESTS	MINIMUM PRODUCT/Acre & GALLONAGE per APPLICATION	INSTRUCTIONS
CONIFER spp.	*not for Conifer use in CA		
(Pines) Austrian Pine Christmas Trees Red Pine Scots Pine	Tip Blight (<i>Diplodia</i> spp.)	1 Pound product/acre applied in at least 100 gal/acre	First application should be made at bud break, followed by a second application shortly prior to needle emergence, usually 10-14 days after bud break. A third application may be made approximately two weeks following needle emergence. Coverage may improve by adding a spreader/sticker. Do not apply more than 3 LB. of product per year. Do not graze treated area.
(Fir) Douglas	Rhabdocline Needle Cast Swiss Needle Cast (<i>Phaeocryptopus</i> spp.)	1 Pound product/acre applied in at least 50 gal/acre	First application should be made near the beginning of May, followed by applications every four (4) weeks. Coverage may improve by adding a spreader/sticker. Do not apply more than 3.5 LB. of product per year. Do not graze treated area.

SEEDLING TREATMENT	PESTS	MIX RATIO	INSTRUCTIONS
Longleaf Pine	Brown Needle Blight (<i>Scirrhia</i> spp.)	1 oz Product to 9.5 ounces dry Kaolinite clay	This product should not be applied to seedling foliage. Prior to application, immerse the roots of the seedlings in clean water. The roots may then be treated with a mixture of Kaolinite and this product.
Loblolly Pine Longleaf Pine Slash Pine	Fusarium spp. and Rhizoctonia Root Rot	2 oz Product to 50 ounces Kaolinite clay, add enough water to make a slurry	While treating seedlings, DO NOT ALLOW EXCESSIVE DRYING OF ROOTS or exposure to freezing temperatures or temperatures greater than 90°F. This product is not effective in controlling Phytophthora spp. or Pythium spp.

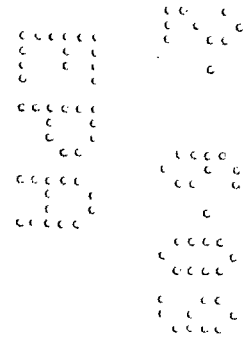


Row Crop and Field Crop Specific Application Directions

CROP	PESTS	POUNDS PRODUCT per ACRE	POUNDS AI per ACRE	INSTRUCTIONS
Beans (dry and succulent)	Gray Mold (<i>Botrytis spp.</i>) White Mold (<i>Sclerotinia spp.</i>) Anthracnose (<i>Colletotrichum spp.</i>)	1.0 to 2.0 pounds	0.7 – 1.4 lb. AI per acre Max. AI per year 2.8 lb. Per acre	Apply once at 50% to 70% of full bloom. Or Apply twice with the first application at 10% to 30% of full bloom and a second application at 4 to 7 days later or at peak bloom. Do not apply to snap or lima beans within 14 days of harvest or to dry beans within 28 days of harvest. The REI for green beans is 1 day The REI for dry beans is 3 days
Canola FOR USE IN NORTH DAKOTA, MINNESOTA AND MONTANA (EAST OF INTERSTATE 15) ONLY	White Mold Sclerotinia Stem Rot (<i>Sclerotinia sclerotiorum</i>)	1.0 to 2.0 pounds in a single application OR 1.0 pound per application in two applications	0.7 – 1.4 lb. AI per acre	Apply once at 20 to 50% flowering OR Apply twice with the first application at 20 to 30% flowering and the second application at 40 to 50% flowering. Do not apply more than 2 lbs per acre per season. Thorough coverage of flowers is essential for control of White Mold. PHI is 40 days
Cucurbits (including: Cantaloupes, Casaba, Cucumbers, Melons, Pumpkins, Summer Squash And Winter Squash, and Watermelons) *Not for this use in California	Acremonium/ Cephalosporium Hypocotyl Rot Anthracnose* (<i>Colletotrichum spp.</i>) Gummy Stem Blight* (<i>Didymella spp.</i>) Powdery Mildew (<i>Erysiphe spp.</i>) Target Spot* (<i>Corynespora spp.</i>) Belly Rots * (<i>Rhizoctonia spp.</i> and <i>Fusarium spp.</i>) <u>Suppression</u> of Vine Decline (<i>Monosporascus cannonballus</i>) Charcoal Rot (<i>Macrophomina spp.</i>)	0.5 pound	0.35 lb. AI per acre Max AI per year 2.1 lb. per acre from all combinations and timings	Product should be sprayed in-furrow, on top of the seeds at planting using at least 10 gallons of water per acre. Scout fields as weather and conditions indicate infection could be present. Start treatments as plants begin to run or when disease is found. Repeat treatments at 7-14 day intervals. Target Spot treatments should be made at 7-day intervals as needed. Per crop year, apply no more than 3 lb. of this product per acre. Application volume should be enough to allow complete coverage to run or drip off plant into soil. This product is not effective in controlling <i>Phytophthora spp.</i> or <i>Pythium spp.</i> Applications for suppression of these diseases should be made through buried drip irrigation lines (see chemigation section of this label) so to apply directly to the root zone. Start applications at emergence and continue at 14 day intervals until harvest. Weekly or biweekly applications, beginning 4-6 weeks prior to harvest will offer some suppression, but will not be as effective as a season-long program.
<p>USE RESTRICTIONS: The REI is 1 day. PHI = 1 day for all Cucurbits See Fungicide Resistance above</p>				

18/22

CROP	PESTS	POUNDS PRODUCT per ACRE	POUNDS AI per ACRE	INSTRUCTIONS
Garlic (treatment for garlic cloves prior to planting)	Penicillium Clove Rot	Make a Suspension of 1 LB. Product per 100 gallons of water	NA	Solution tank mixture should be continuously agitated to ensure proper treatment suspension ratio. Treatment: Garlic cloves should be immersed in this suspension for no less than five minutes. Remove cloves from solution and allow to drain and dry. Once dry, cloves are ready for planting.
Grapes	Botrytis Bunch Rot (<i>Botrytis cinerea</i>) Powdery Mildew (<i>Uncinula necator</i>)	1.0 to 1.5 pounds	0.7 - 1.05 lb. AI per acre	Monitor disease climate conditions. Start treatments at first bloom, repeat at 14 days if needed. Make another application as sugar starts to increase, around 21-28 days prior to harvest. If disease conditions remain favorable, make a final application 14 days after. Use sulfur and/or triazole/DMI fungicides in a rotation for Powdery Mildew in a season long approach for control. See Resistance Section. Per crop year, apply no more than 4 lb. of this product per acre. PHI - 7 days REI - 2 days
	Note: East of the Rocky Mountains: Bitter Rot (<i>Melanconium</i>) Black Rot (<i>Guignardia</i>) Powdery Mildew (<i>Uncinula spp.</i>)	0.75 to 1.5 pounds	0.525 - 1.05 lb. AI per acre Max. AI per year 4.2 lb. per acre	Start applications as leaves unfold, continue at 14 to 21 day intervals. Rotate fungicide modes of action in a season long program. Per crop year, apply no more than 4 lb. of this product per acre. PHI - 14 days REI - 2 days
Onions * (In Furrow) * Not for this use in California	White Rot * (<i>Sclerotinia spp.</i>)	0.7 ounce per 1000 row feet (with 12 inch row spacing) OR 32 ounces per acre Broadcast	NA AI per acre/application 1.4 lbs. Max 1.4 lbs. ai/acre per year	Product solution should be sprayed directly into the open planting furrow at the time of planting seed, sets or bulbs. Do not apply through any type of irrigation system. REI - 3 days



19/22

CROP	PESTS	POUNDS PRODUCT per ACRE	POUNDS AI per ACRE	INSTRUCTIONS
Peanuts	Early Leaf Spot (<i>Cercospora</i> spp.) Late Leaf Spot (<i>Cercospora</i> spp.) Leaf Spot (<i>Cercospora</i> spp.) Rust (<i>Puccinia</i> spp.) Limb Rot (<i>Rhizoctonia</i> spp.) Web Blotch (<i>Ascochyta</i> spp.)	0.5 pound	0.35 lb. AI per acre Max. AI per year 1.4 lb. per acre from all combinations and timings	Scout field as conditions indicate infection could occur. Start treatments when disease is verified or 35 days after planting. Retreatment interval for peanuts is 14 days. This product should always be used in conjunction with another non-benzimidazole fungicide. Do not apply more than 2 LB. Of this product per acre per crop year. PHI = 14 days REI = 1 day See Fungicide Resistance above
Potatoes* * Not for this use in California	White Mold Sclerotinia Stem Rot (<i>Sclerotinia</i> sp.)	1.0 to 1.5 pounds	0.7 - 1.05 lb. AI per acre Max. AI per year 2.8 lb. per acre	Treatments are most efficacious when made prior to disease development. Start treatments just around time of row closure. Spray must cover all susceptible plant parts, branches, flowers and stems for adequate control. Scout and reapply at 7 to 14 day intervals or as conditions occur for disease development. Do not apply more than 4 lb. of this product per acre per crop year. PHI = 21 days REI = 2 days Early/Late Blight Control: You may tank-mix this product with other blight-control fungicides. Arysta does not recommend aerial application for control of this disease on this crop.

CROP	PESTS	POUNDS PRODUCT per ACRE	POUNDS AI per ACRE	INSTRUCTIONS
Soybeans	Anthrachnose (<i>Colletotrichum</i> spp.) Brown Spot (<i>Septoria</i> spp.) Frogeye Leaf Spot (<i>Cercospora</i> spp.) Pod and Stem Blight (<i>Diaporthe</i> spp. and the imperfect stage, <i>Phomopsis</i> spp.) Purple Seed Stain (<i>Cercospora</i> spp.)	0.5 to 1.0 pounds Use higher rate for higher density canopy develops	0.375 - 0.7 lb. AI per acre	First application can be made at full bloom up until the pods are between 1/8" and 1/4" in length, followed by a second application 14-21 days thereafter. The second application must be made less than 14 days following bean formation or before average pod length is 1/4". When beans are under severe disease pressure, utilize the higher application rates. FOR SEED BEANS ONLY- A single high-rate application may be made at the time of bean formation to improve seed quality.
	White Mold (<i>Sclerotinia</i> spp.)	0.75 to 1.0 pound	0.525-0.7 lb. AI per acre	First application should be made at early bloom (R-1 to R-2 stage). A second application may be made 7-14 days later as conditions dictate. Spray must cover all susceptible plant parts, branches, flowers and stems for adequate control. Aerial Application: Use at least 5 gallons.

	Aerial Blight (Suppression)	1.0 pound	0.7 lb. AI per acre	First application must be made prior to infection, monitor climatic conditions and sentinel plots in your area. Reapply 14-21 days later if needed.
	Soybean Rust (Phakopsora pachyrhiza)		Max. AI per year 1.4 lb. per acre for Soybeans	It is highly recommended that a DMI/Triazole fungicide, such as tebuconazole be tank mixed for Soybean Rust. First application must be made at R-1 with the tankmix for control. Reapply as conditions warrant. Do not make more than 2 applications per year.
USE RESTRICTIONS: Per crop year, apply no more than 2 lb. of this product per acre. Do not graze or feed treated vines or hay to livestock. The REI is 1 day. PHI = 21 days				

Strawberries	Fruit Rot (Botrytis spp.) Leaf Blight (Dendrophoma spp.) Leaf Scorch (Diplocarpon spp.) Powdery Mildew (Sphaerotheca spp.)	0.75 to 1.0 pound Use highest rate under severe conditions	0.525-0.7 lb. AI per acre Max. AI per year 2.8 lb. per acre	Start treatments as blooming begins, repeat at 7 to 10 day intervals. Per crop year, apply no more than 4 lb. of this product per acre. The REI is 1 day. PHI = 1 day See Fungicide Resistance above
---------------------	---	---	--	--

CROP	PESTS	POUNDS PRODUCT per ACRE	POUNDS AI per ACRE	INSTRUCTIONS
* Not for this use in California	Cercospora Leaf Spot (Cercospora spp.)	0.5 pound (in CA) 1.0 pound (except CA)	0.35 lb AI per acre (in CA) 0.7 lb AI per acre (except CA) Max. AI per year 2.1 lb. per acre	First application should be made prior to disease emergence, when environmental conditions are favorable for disease development. As required, a second application may be made with a NON-benzimidazole fungicide within 14 days. If tolerant or resistant strains are known to be in the area, a tank mix with a protectant type fungicide is recommended. Do not apply this product more than once per year for Cercospora spp.
	Powdery Mildew* (Erysiphe spp.)	0.75 to 1.0 pound		Start treatments immediately, as disease is verified, follow with a NON-Benzimidazole fungicide as needed or within 14 days after. Tank mixes are recommended for this disease.
	USE RESTRICTIONS: Per crop year, apply no more than 3 lb. of this product per acre. PHI = 21 days REI = 1 days See Fungicide Resistance above			
Triticale Wheat (Fall Seeded in the states of Idaho, Oregon and Washington Only) * not for use in CA	Eye Spot Foot Rot Strawbreaker (Pseudocercospora spp.)	1.0 pound	0.7 lb. AI per acre	Applications should be made after tillering, but before stem elongation begins. Application can be by ground or aerial means. Do not make more than one application per season. Do not graze treated areas until after harvest. The REI is 1 day hours. PHI = 90 days (Do not cut for 90 days after application or allow livestock to graze in treated area prior to harvest)

ATTENTION: Do not exceed the maximum rate of AI per acre in dilute sprays.

STORAGE AND DISPOSAL

Do not contaminate water, food, or feed by storage or disposal.

STORAGE INSTRUCTIONS: Store this product in a cool, dry place in its original container only. Do not store this product near fertilizers, seeds, or other pesticides. If this product is spilled, you should sweep up the spillage and dispose pursuant to the below Pesticide Disposal instructions.

PESTICIDE DISPOSAL: Pesticide wastes are toxic. Improper disposal of excess pesticide, spray mixture, or rinsate is a violation of Federal law. If these wastes cannot be disposed of according to label instructions, contact your State Pesticide or Environmental Control Agency, or the Hazardous Waste representative at the nearest EPA Regional Office for guidance.

CONTAINER DISPOSAL following commercial use: Nonrefillable container. Do not reuse or refill this container. Completely empty bag into application equipment. Offer for recycling, if available, or dispose of empty bag in a sanitary landfill or by incineration, or, if allowed by State and local authorities, by burning. If the bag is disposed of by burning, stay out of smoke.

Warranty and Disclaimer Statement

The directions for use of this product are believed to be adequate and must be followed carefully. However, it is impossible to eliminate all risks associated with the use of this product. Such risks may arise from weather conditions, soil factors, off-target movement, unconventional farming techniques, the presence of other materials, the manner of use or application, or other unknown factors, all of which are beyond the control of Arysta LifeScience North America, LLC ("Arysta"), and can cause crop injury, injury to non-target crops or plants, ineffectiveness of the product, or other unintended consequences. All such risks shall be assumed by the user or buyer. Arysta warrants that this product conforms to the chemical description on the label and is reasonably fit for the purposes stated in the Directions for Use, subject to the inherent risks described above, when used in accordance with the Directions for Use under normal conditions. This warranty does not extend to the use of this product contrary to label instructions or under conditions not reasonably foreseeable to Arysta, and is subject to the inherent risks described above.

TO THE EXTENT CONSISTENT WITH APPLICABLE LAW, ARYSTA DISCLAIMS ALL OTHER WARRANTIES, EXPRESSED OR IMPLIED, INCLUDING ANY WARRANTY OF MERCHANTABILITY OR FITNESS FOR A PARTICULAR PURPOSE. TO THE EXTENT CONSISTENT WITH APPLICABLE LAW, ARYSTA, MANUFACTURER, AND SELLER DISCLAIM AND SHALL NOT BE LIABLE FOR ANY SPECIAL, INCIDENTAL, INDIRECT, OR CONSEQUENTIAL DAMAGES RESULTING FROM THE USE, HANDLING, APPLICATION, STORAGE, OR DISPOSAL OF THIS PRODUCT OR FOR DAMAGES IN THE NATURE OF PENALTIES, AND THE USER AND BUYER WAIVE ANY RIGHT THAT THEY MAY HAVE TO SUCH DAMAGES. NO AGENT, REPRESENTATIVE OR EMPLOYEE OF ARYSTA IS AUTHORIZED TO MAKE ANY WARRANTY, GUARANTEE OR REPRESENTATION BEYOND THOSE CONTAINED HEREIN OR TO MODIFY THE WARRANTIES CONTAINED HEREIN.

TO THE EXTENT CONSISTENT WITH APPLICABLE LAW, THE EXCLUSIVE REMEDY OF THE USER OR BUYER, AND THE TOTAL LIABILITY OF ARYSTA, MANUFACTURER, AND SELLER, SHALL BE LIMITED TO THE PURCHASE PRICE PAID, OR AT ARYSTA'S ELECTION, THE REPLACEMENT OF THE PRODUCT.

**THIOPHANATE METHYL 70W WSB
FUNGICIDE IN WATER SOLUBLE BAGS**

ACTIVE INGREDIENT:

Thiophanate-methyl (dimethyl 4,4'-o-phenylenebis
[3-thioallophanate]) 70%
INERT INGREDIENTS: 30%
TOTAL 100%

**KEEP OUT OF REACH OF CHILDREN
CAUTION**

FIRST AID	
IF IN EYES:	<ul style="list-style-type: none"> Hold eye open and rinse slowly and gently with water for 15-20 minutes Remove contact lenses, if present, after the first 5 minutes, then continue rinsing eye Call a poison control center or doctor for treatment advice
IF INHALED:	<ul style="list-style-type: none"> Move person to fresh air If person is not breathing, call 911 or an ambulance, then give artificial respiration, preferably mouth-to-mouth, if possible Call a poison control center or doctor for further treatment advice
IF ON SKIN OR CLOTHING:	<ul style="list-style-type: none"> Take off contaminated clothing Rinse skin immediately with plenty of water for 15-20 minutes Call a poison control center or doctor for treatment advice
IF SWALLOWED:	<ul style="list-style-type: none"> Call a poison control center or doctor immediately for treatment advice Have person sip a glass of water if able to swallow Do not induce vomiting unless told to do so by the poison control center or doctor Do not give anything by mouth to an unconscious person
Hot Line Number	
Have the product container or label with you when calling a poison control center or doctor, or going for treatment. FOR 24-HOUR EMERGENCY MEDICAL ASSISTANCE: Call PROSAR at 1-866-303-6952 or 1-651-652-6643 if calling from outside the U.S. FOR CHEMICAL EMERGENCY: Spill, leak, fire, exposure, or accident call CHEMTREC at 1-800-434-9300 or 1-703-527-3887 if calling from outside of the U.S.	

**PRECAUTIONARY STATEMENTS
HAZARDS TO HUMANS (AND DOMESTIC ANIMALS)**

CAUTION

Causes moderate eye irritation. Avoid contact with eyes or clothing. Wash thoroughly with soap and water after handling and before eating, drinking, chewing gum, using tobacco or using the toilet.

ENVIRONMENTAL HAZARDS

Do not apply directly to water, or areas where surface water is present or to intertidal areas below the mean high water mark. Runoff from treated areas may be hazardous to aquatic organism in neighboring areas. Do not contaminate water when disposing of equipment wash water or rinsate.

DIRECTIONS FOR USE

It is a violation of Federal law to use this product in a manner inconsistent with its labeling.

Do not apply this product in a way that will contact workers or other persons, either directly or through drift. Only protected handlers may be in the area during application. For any requirements specific to your State or Tribe, consult the agency responsible for pesticide regulation.

STORAGE AND DISPOSAL

Do not contaminate water, food, or feed by storage or disposal.
STORAGE INSTRUCTIONS: Store in the original container in a dry area. Do not store in a manner where cross-contamination with other pesticides, fertilizers, food or feed could occur. If spilled during storage or handling, sweep up spillage and dispose of in accordance with the Pesticide Disposal Instructions listed below.
PESTICIDE DISPOSAL: Pesticide wastes are toxic. Improper disposal of excess pesticide, spray mixture, or rinsate is a violation of Federal Law. If these wastes cannot be disposed of according to label instructions, contact your State Pesticide or Environmental Control Agency, or the Hazardous Waste representative at the nearest EPA Regional Office for guidance.
CONTAINER DISPOSAL following commercial use: Nonrefillable container. Do not reuse or refill this container. Completely empty bag into application equipment. Offer for recycling, if available, or dispose of empty bag in a sanitary landfill or by incineration or, if allowed by State and Local authorities, by burning. If the bag is disposed of by burning, stay out of smoke.

See Attached Booklet for Use Directions and Additional Precautions

EPA Reg. No. 66330-301
EPA Est. No. 51036-GA-001

Manufactured For:
Arysta LifeScience
North America LLC
15401 Weston Parkway, Suite 150
Cary, NC 27513

AD 091908

NET CONTENTS: ____ lbs.

22/22